



MALAYSIA

PEMBENTUKAN MODAL TETAP KASAR
GROSS FIXED CAPITAL FORMATION
2005 - 2012

JABATAN PERANGKAAN MALAYSIA
DEPARTMENT OF STATISTICS, MALAYSIA

KATA PENGANTAR

Penerbitan ini julung kali dikeluarkan oleh Jabatan Perangkaan Malaysia bagi menyediakan data Pembentukan Modal Tetap Kasar (PMTK) dengan ciri-ciri terperinci. Siri masa yang dibentangkan adalah bagi tempoh 2005-2012. Data ini menjadi rujukan penting bagi menunjukkan potensi pertumbuhan ekonomi Malaysia.

Menyedari kepentingan data PMTK dalam merangka dasar strategik, Jabatan mengambil langkah untuk menerbitkan PMTK secara tahunan mengikut jenis aktiviti ekonomi, jenis aset dan sektor awam & swasta. Penyusunan anggaran ini adalah berdasarkan saranan Sistem Akaun Negara 1993 dan 2008 oleh Pertubuhan Bangsa-Bangsa Bersatu.

Ringkasan penemuan dan jadual perangkaan dibentangkan pada bahagian pertama dan kedua penerbitan ini. Nota teknikal, metodologi dan sumber data turut disediakan bagi memudahkan pemahaman yang lebih mendalam mengenai perangkaan ini.

Saya ingin merakamkan setinggi-tinggi penghargaan kepada semua pihak yang terlibat dalam menjayakan penerbitan ini. Sebarang cadangan dan pandangan ke arah menambah baik penerbitan ini pada masa hadapan amatlah dihargai.

Dr. Hj. Abdul Rahman bin Hasan
Ketua Perangkawan
Malaysia
Jun 2013

PREFACE

This publication is the first attempt by the Department of Statistics, Malaysia to provide data on Gross Fixed Capital Formation (GFCF) by detailed characteristics. The time series presented is for the period of 2005-2012. These data serve as an essential reference to indicate the potential growth of the Malaysia's economy.

In recognising the importance of GFCF data in formulating strategic policies, the Department endeavoured to publish GFCF annually by kind of economic activities, type of assets and public & private sectors. The compilation of these estimates is based on the recommendations of System of National Accounts 1993 and 2008 of the United Nations.

The summary of findings and statistical tables are presented in the first and second parts of this publication. The technical notes, methodology and data sources are also provided to facilitate greater understanding of these statistics.

I would like to express my sincere appreciation to all parties concerned in materialising this publication. All comments and suggestions towards improving future publications would be greatly appreciated.

Dr. Hj. Abdul Rahman bin Hasan
Chief Statistician
Malaysia
June 2013

Muka Surat
Page

i - ii **Kata Pengantar**
Preface

iii - vi **Kandungan**
Contents

1 - 7 **Ringkasan Penemuan**
Summary Findings

1 Prestasi Pembentukan Modal Tetap Kasar
Performance of Gross Fixed Capital Formation

3 PMTK mengikut Jenis Aktiviti Ekonomi
GFCF by Kind of Economic Activity

5 PMTK mengikut Jenis Aset
GFCF by Type of Assets

6 PMTK mengikut Sektor
GFCF by Sector

9 - 31 **Jadual**
Tables

9 PMTK mengikut Jenis Aktiviti Ekonomi pada Harga Semasa - RM Juta
GFCF by Kind of Economic Activity at Current Prices - RM Million

10 PMTK mengikut Jenis Aktiviti Ekonomi pada Harga Malar 2005 - RM Juta
GFCF by Kind of Economic Activity at Constant 2005 Prices - RM Million

11 PMTK mengikut Jenis Aktiviti Ekonomi pada Harga Semasa
- Peratus perubahan tahunan
GFCF by Kind of Economic Activity at Current Prices
- Annual percentage change

12 PMTK mengikut Jenis Aktiviti Ekonomi pada Harga Malar 2005
- Peratus perubahan tahunan
GFCF by Kind of Economic Activity at Constant 2005 Prices
- Annual percentage change

KANDUNGAN

CONTENTS

Muka Surat Page

13	PMTK mengikut Jenis Aktiviti Ekonomi pada Harga Semasa - Pembahagian peratus kepada jumlah PMTK <i>GFCF by Kind of Economic Activity at Current Prices</i> - <i>Percentage share to total GFCF</i>
14	PMTK mengikut Jenis Aktiviti Ekonomi pada Harga Malar 2005 - Pembahagian peratus kepada jumlah PMTK <i>GFCF by Kind of Economic Activity at Constant 2005 Prices</i> - <i>Percentage share to total GFCF</i>
15	PMTK mengikut Jenis Aktiviti Ekonomi dan Jenis Aset pada Harga Semasa - RM Juta <i>GFCF by Kind of Economic Activity and Type of Assets at Current Prices - RM Million</i>
16	PMTK mengikut Jenis Aktiviti Ekonomi dan Jenis Aset pada Harga Semasa - Pembahagian peratus mengikut Jenis Aset <i>GFCF by Kind of Economic Activity and Type of Assets at Current Prices - Percentage share by Type of Assets</i>
17	PMTK mengikut Sektor dan Jenis Aktiviti Ekonomi pada Harga Semasa - RM Juta <i>GFCF by Sector and Kind of Economic Activity at Current Prices</i> - <i>RM Million</i>
18	PMTK mengikut Sektor dan Jenis Aktiviti Ekonomi pada Harga Malar 2005 - RM Juta <i>GFCF by Sector and Kind of Economic Activity at Constant 2005 Prices - RM Million</i>
19	PMTK mengikut Sektor dan Jenis Aktiviti Ekonomi pada Harga Semasa - Peratus perubahan tahunan <i>GFCF by Sector and Kind of Economic Activity at Current Prices</i> - <i>Annual percentage change</i>
20	PMTK mengikut Sektor dan Jenis Aktiviti Ekonomi pada Harga Malar 2005 - Peratus perubahan tahunan <i>GFCF by Sector and Kind of Economic Activity at Constant 2005 Prices - Annual percentage change</i>
21	PMTK mengikut Sektor dan Jenis Aktiviti Ekonomi pada Harga Semasa - Pembahagian peratus kepada jumlah PMTK <i>GFCF by Sector and Kind of Economic Activity at Current Prices</i> - <i>Percentage share to total GFCF</i>

Muka Surat
Page

- 22 PMTK mengikut Sektor dan Jenis Aktiviti Ekonomi pada Harga Malar 2005 - Pembahagian peratus kepada jumlah PMTK
GFCF by Sector and Kind of Economic Activity at Constant 2005 Prices - Percentage share to total GFCF
- 23 PMTK mengikut Jenis Aktiviti Ekonomi dan Sektor pada Harga Semasa - Pembahagian peratus kepada Jenis Aktiviti Ekonomi
GFCF by Kind of Economic Activity and Sector at Current Prices - Percentage share to Kind of Economic Activity
- 24 PMTK mengikut Jenis Aktiviti Ekonomi dan Sektor pada Harga Malar 2005 - Pembahagian peratus kepada Jenis Aktiviti Ekonomi
GFCF by Kind of Economic Activity and Sector at Constant 2005 Prices - Percentage share to Kind of Economic Activity
- 25 PMTK Sektor Swasta mengikut Jenis Aktiviti Ekonomi dan Jenis Aset pada Harga Semasa - RM Juta
Private Sector GFCF by Kind of Economic Activity and Type of Assets at Current Prices - RM Million
- 26 PMTK Sektor Awam mengikut Jenis Aktiviti Ekonomi dan Jenis Aset pada Harga Semasa - RM Juta
Public Sector GFCF by Kind of Economic Activity and Type of Assets at Current Prices - RM Million
- 27 PMTK Sektor Swasta mengikut Jenis Aktiviti Ekonomi dan Jenis Aset pada Harga Semasa - Pembahagian peratus mengikut Jenis Aset
Private Sector GFCF by Kind of Economic Activity and Type of Assets at Current Prices - Percentage share by Type of Assets
- 28 PMTK Sektor Awam mengikut Jenis Aktiviti Ekonomi dan Jenis Aset pada Harga Semasa - Pembahagian peratus mengikut Jenis Aset
Public Sector GFCF by Kind of Economic Activity and Type of Assets at Current Prices - Percentage share by Type of Assets
- 29 PMTK mengikut Jenis Aset Terperinci pada Harga Semasa - RM Juta
GFCF by Type of Detailed Assets at Current Prices - RM Million
- 29 PMTK mengikut Jenis Aset Terperinci pada Harga Malar 2005 - RM Juta
GFCF by Type of Detailed Assets at Constant 2005 Prices - RM Million
- 30 PMTK mengikut Jenis Aset Terperinci pada Harga Semasa - Peratus perubahan tahunan
GFCF by Type of Detailed Assets at Current Prices - Annual percentage change

KANDUNGAN

CONTENTS

Muka Surat Page

30	PMTK mengikut Jenis Aset Terperinci pada Harga Malar 2005 - Peratus perubahan tahunan <i>GFCF by Type of Detailed Assets at Constant 2005 Prices - Annual percentage change</i>
31	PMTK mengikut Jenis Aset Terperinci pada Harga Semasa - Pembahagian peratus kepada jumlah PMTK <i>GFCF by Type of Detailed Assets at Current Prices - Percentage share to total GFCF</i>
31	PMTK mengikut Jenis Aset Terperinci pada Harga Malar 2005 - Pembahagian peratus kepada jumlah PMTK <i>GFCF by Type of Detailed Assets at Constant 2005 Prices - Percentage share to total GFCF</i>
33-48	Nota Teknikal <i>Technical Notes</i>
49-54	Metodologi & Sumber Data <i>Methodology & Data Sources</i>
49	Metodologi <i>Methodology</i>
51	Sumber Data <i>Data Sources</i>
54	Simbol & Singkatan <i>Symbols & Abbreviations</i>

RINGKASAN PENEMUAN
SUMMARY FINDINGS

PENGENALAN

Laporan ini memberikan maklumat mengenai Pembentukan Modal Tetap Kasar (PMTK) yang digunakan sebagai proksi pelaburan. Data dibentangkan mengikut jenis aktiviti ekonomi, jenis aset dan sektor awam & swasta bagi tahun 2005 hingga 2012. Penyusunan data adalah pada harga semasa dan harga malar 2005.

PRESTASI PEMBENTUKAN MODAL TETAP KASAR

Pada 2012, PMTK mencapai RM242 bilion, merekodkan prestasi tertinggi sejak 2005 (Carta 1). Pada harga malar, PMTK mencatatkan RM202 bilion (2011: RM168 bilion).

Bagi tahun 2012, pengembangan dalam PMTK disokong oleh aktiviti Perkhidmatan dan Perlombongan & Pengkuarian. Pembuatan (pertumbuhan 2012: 10.0 peratus) terus menyumbang kepada pertumbuhan PMTK.

Sumbangan PMTK kepada KDNK meningkat ketara 25.7 peratus berbanding 22.3 peratus pada 2011 (Carta 1).

INTRODUCTION

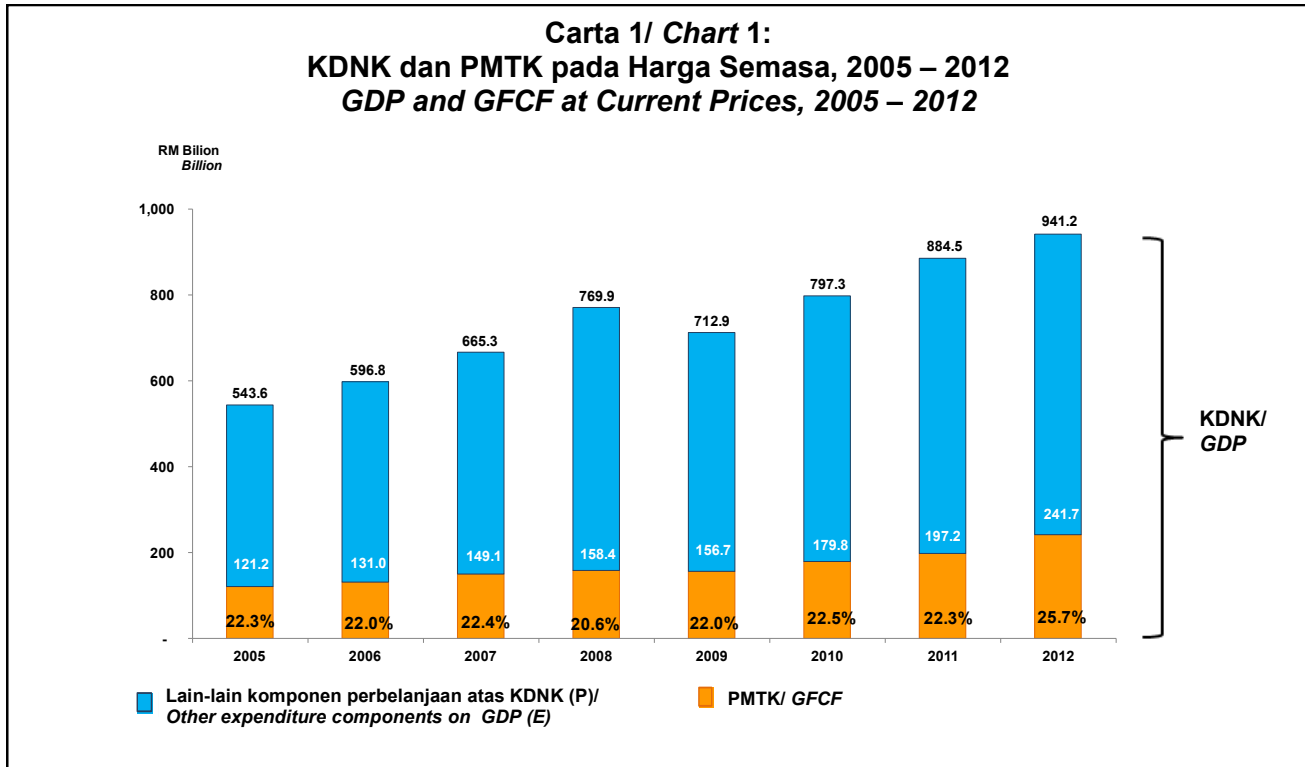
This report provides information on Gross Fixed Capital Formation (GFCF) which is used as a proxy of investment. The data is presented by kind of economic activities, by type of assets and public & private sectors for year 2005 to 2012. Data were compiled at current prices and constant 2005 prices.

PERFORMANCE OF GROSS FIXED CAPITAL FORMATION

In 2012, GFCF posted a value of RM242 billion, recording the highest performance since 2005 (Chart 1). In real terms, GFCF posted a value of RM202 billion (2011: RM168 billion).

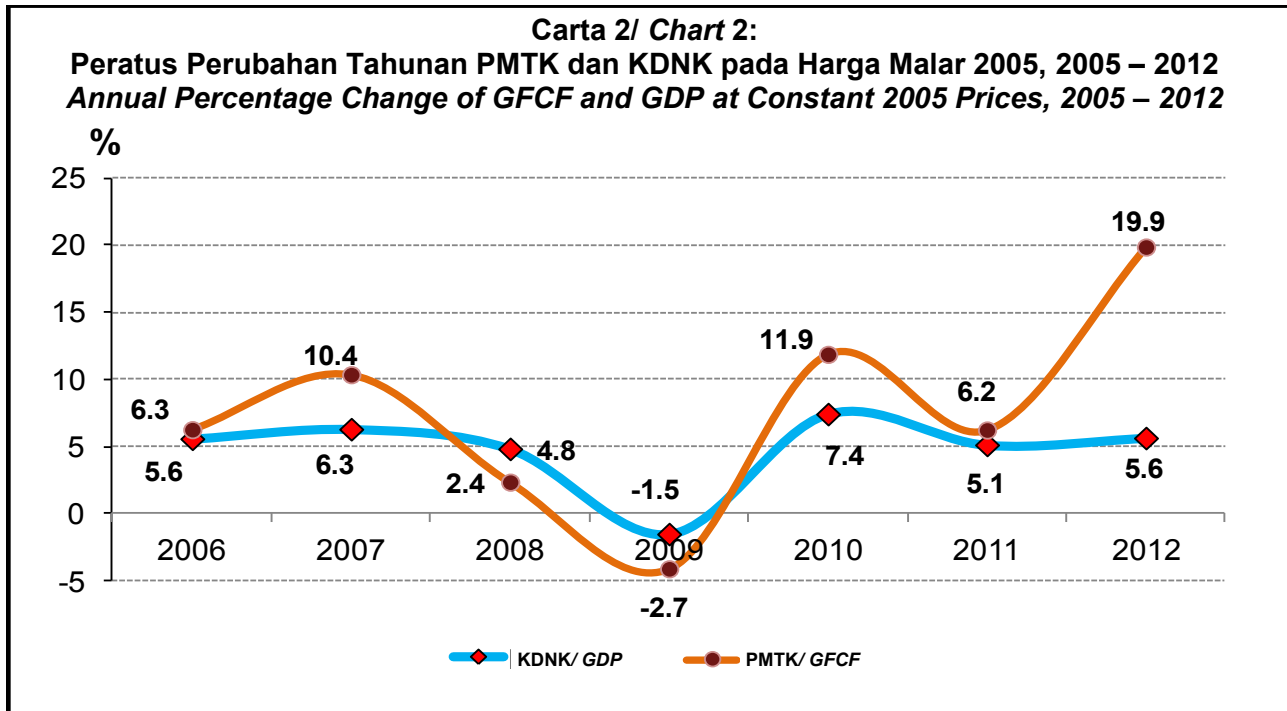
For the year 2012, the expansion in GFCF was supported by the Services and Mining & Quarrying activities. Manufacturing (growth 2012: 10.0 per cent) continue to contribute to the growth of GFCF.

The share of GFCF increased markedly to 25.7 per cent of GDP as compared to 22.3 per cent in 2011 (Chart 1).



Sejak 2010, pertumbuhan PMTK mengatasi pertumbuhan KDNK seperti yang digambarkan dalam Carta 2. Pertumbuhan kukuh 19.9 peratus pada 2012 disokong oleh peningkatan yang lebih laju dalam pemilikan aset tetap bagi aktiviti Perkhidmatan dan Perlombongan & Pengkuarian; kedua-dua aktiviti ini merekodkan pertumbuhan dua digit sebanyak 15.2 peratus dan 54.4 peratus.

Since 2010, the growth of GFCF has outpaced the growth of GDP as depicted in Chart 2. The robust growth of 19.9 per cent in 2012 was underpinned by the acceleration in the acquisition of fixed assets in Services and Mining & Quarrying activities; both activities recorded a double-digit growth of 15.2 per cent and 54.4 per cent.



PMTK MENGIKUT JENIS AKTIVITI EKONOMI

Pengembangan dalam PMTK dipacu terutamanya oleh aktiviti Perkhidmatan, Perlombongan & Pengkuarian dan Pembuatan seperti yang ditunjukkan dalam Jadual I.

GFCF BY KIND OF ECONOMIC ACTIVITY

The expansion in GFCF was mainly driven by Services, Mining & Quarrying and Manufacturing activities as illustrated in Table I.

Jadual I / Table I:
PMTK pada Harga Malar 2005, 2011 – 2012
GFCF at Constant 2005 Prices, 2011 – 2012

Aktiviti Ekonomi <i>Economic Activity</i>	Sumbangan <i>Share (%)</i>		Perubahan Tahunan <i>Annual Percentage Change (%)</i>	
	2011	2012	2011	2012
Pertanian/ <i>Agriculture</i>	3.4	3.1	12.6	10.6
Perlombongan dan Pengkuarian/ <i>Mining and Quarrying</i>	15.8	20.4	10.6	54.4
Pembuatan/ <i>Manufacturing</i>	21.6	19.6	16.4	8.7
Pembinaan/ <i>Construction</i>	1.8	1.8	15.3	17.1
Perkhidmatan/ <i>Services</i>	57.4	55.2	1.2	15.2
JUMLAH PMTK/ TOTAL GFCF	100.0	100.0	6.2	19.9

RINGKASAN PENEMUAN

SUMMARY FINDINGS

Aktiviti Perkhidmatan yang menyumbang 55.2 peratus kepada PMTK meningkat ketara kepada 15.2 peratus berbanding 1.2 peratus pada 2011. Pertumbuhan kukuh dalam aktiviti Perkhidmatan telah disumbangkan oleh sub aktiviti Pengangkutan, Penyimpanan & Komunikasi; Kewangan, Insurans, Hartanah & Perkhidmatan Perniagaan dan Lain-lain Perkhidmatan.

Services activity with a share of 55.2 per cent to GFCF rose sharply to 15.2 per cent against 1.2 per cent in 2011. Transport, Storage & Communication; Finance, Insurance, Real Estate & Business Services and Other Services sub-activities have propelled the strong growth in Services activity.

Sementara itu, aktiviti minyak dan gas telah meningkatkan aktiviti Perlombongan & Pengkuarian dengan merekodkan pertumbuhan luar biasa 54.4 peratus berbanding 10.6 peratus pada 2011. Dari segi sumbangan kepada PMTK, aktiviti ini terus berkembang dengan sumbangan 20.4 peratus pada 2012.

Meanwhile, oil and gas activities have boosted the Mining & Quarrying activity to record an exceptional growth of 54.4 per cent as compared to 10.6 per cent in 2011. In terms of contribution to GFCF, this activity continued to expand by posting 20.4 per cent of share during 2012.

Pemangkin utama PMTK bagi aktiviti Pembuatan adalah produk Petroleum, Kimia, Getah dan Plastik yang tumbuh sebanyak 47.5 peratus.

The main catalyst of GFCF in Manufacturing activity was Petroleum, Chemical, Rubber and Plastic products which grew by 47.5 per cent.

PMTK dalam aktiviti Pertanian dan Pembinaan terus mencatatkan pertumbuhan dua digit sebanyak 10.6 peratus dan 17.1 peratus pada 2012.

The GFCF in Agriculture and Construction activities continued to register a double-digit growth of 10.6 per cent and 17.1 per cent in 2012.

PMTK MENGIKUT JENIS ASET

Pada 2012, prestasi PMTK disokong terutamanya oleh pertumbuhan teguh dalam Struktur dan Peralatan ICT dan Lain-lain Jentera & Peralatan .

Struktur yang menyumbang 46.9 peratus (Carta 3) kepada PMTK terus menjadi peneraju utama kepada pertumbuhan dengan mencatatkan 25.1 peratus (2011: 5.4 peratus).

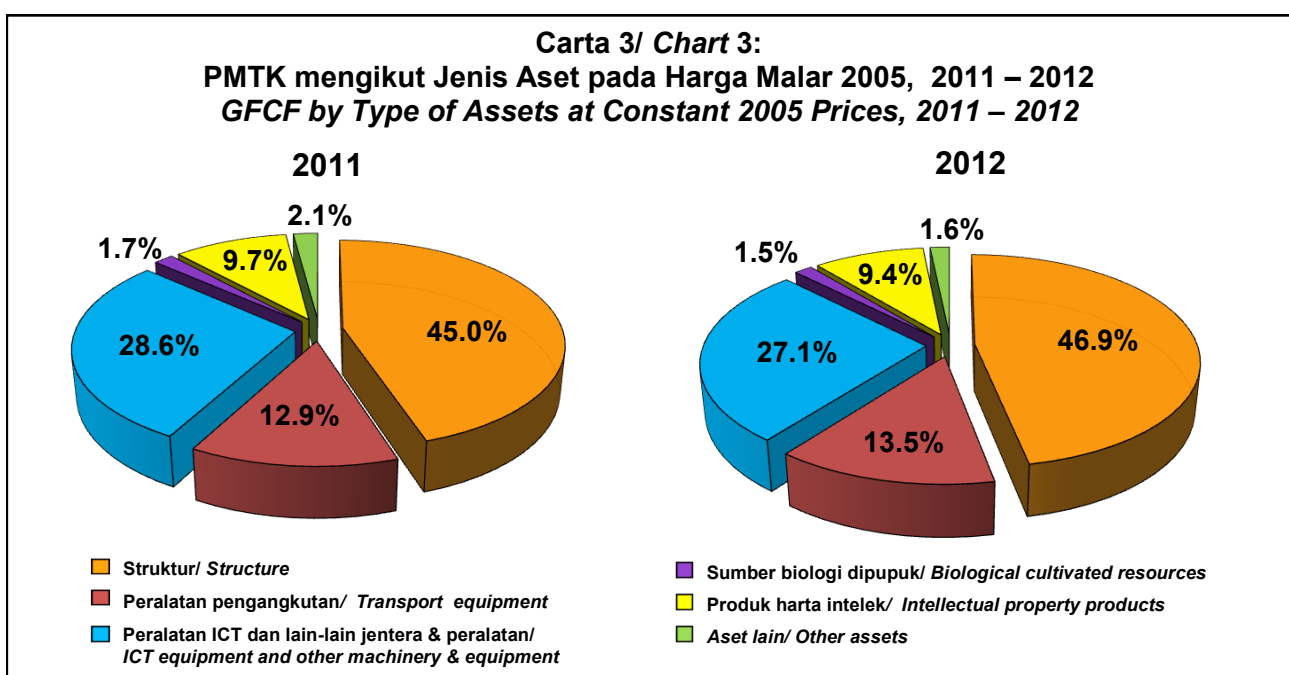
Peralatan ICT dan Lain-lain Jentera & Peralatan (sumbangan 2012: 27.1 peratus) mencatatkan pertumbuhan yang lebih tinggi sebanyak 13.4 peratus. Ini adalah disebabkan oleh projek utama yang berterusan terutamanya dalam minyak & gas, petrokimia dan utiliti.

GFCF BY TYPE OF ASSETS

In 2012, performance of GFCF was mainly spurred by the sturdy growth in the Structure and ICT Equipment and Other Machinery & Equipment.

Structure which accounted 46.9 per cent (Chart 3) to GFCF continued to be the main impetus to growth by registering 25.1 per cent (2011: 5.4 per cent).

ICT Equipment and Other Machinery & Equipment (share 2012: 27.1 per cent) registered a higher growth of 13.4 per cent. This is due to the significant ongoing projects notably in oil & gas, petrochemical and utilities.

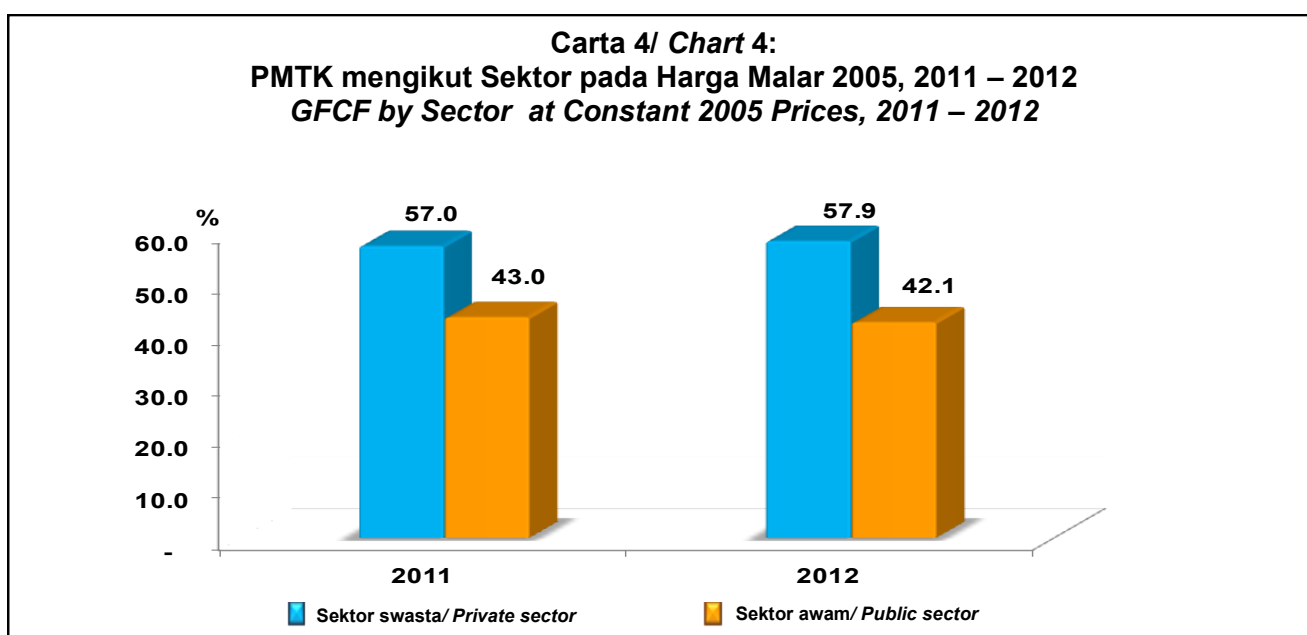


PMTK MENGIKUT SEKTOR

Pada 2012, sektor Swasta menyumbang 57.9 peratus kepada PMTK seperti yang ditunjukkan dalam Carta 4. Sementara itu, sumbangan sektor Awam menurun sedikit daripada 43.0 peratus pada 2011 kepada 42.1 peratus pada 2012.

GFCF BY SECTOR


In 2012, Private sector contributed 57.9 per cent to GFCF as shown in Chart 4. Meanwhile, the share of Public sector has marginally reduced from 43.0 per cent in 2011 to 42.1 per cent in 2012.



Aktiviti Perkhidmatan dan Pembuatan merupakan penyumbang utama kepada PMTK bagi sektor Swasta (Carta 5). Sumbangan bagi kedua-dua aktiviti ini masing-masing adalah 46.1 peratus (2011: 45.6 peratus) dan 29.2 peratus (2011: 32.4 peratus). Sementara itu, sumbangan bagi Perlombongan & Pengkuarian adalah 16.6 peratus; Pertanian 5.2 peratus; dan Pembinaan 2.9 peratus pada 2012.

Services and Manufacturing activities were the main contributors to the GFCF in Private sector (Chart 5). The share of both activities was 46.1 per cent (2011: 45.6 per cent) and 29.2 per cent (2011: 32.4 per cent) respectively. Meanwhile, the share of Mining & Quarrying was 16.6 per cent; Agriculture 5.2 per cent; and Construction 2.9 per cent during 2012.

PMTK bagi sektor Awam sebahagian *GFCF Public sector is largely* besarnya didominasi oleh aktiviti *dominated by Services and Mining & Perkhidmatan dan Perlombongan & Quarrying activities. The latter's share* Pengkuarian. Sumbangan aktiviti *augmented to 25.6 per cent in 2012* Perlombongan & Pengkuarian *backed by the momentous oil and gas* meningkat kepada 25.6 peratus pada *exploration activity. For 2012, the share* 2012 disokong oleh aktiviti cari gali *of Manufacturing 6.3 per cent;* minyak dan gas. Pada 2012, *Construction 0.3 per cent; and* sumbangan kepada PMTK sektor Awam *Agriculture 0.2 per cent to GFCF of* bagi Pembuatan 6.3 peratus; *Public Sector.* Pembinaan 0.3 peratus; dan Pertanian 0.2 peratus.



Muka surat ini sengaja dibiarkan kosong
This page is deliberately left blank

JADUAL

TABLES

Jadual 1A: PMTK mengikut Jenis Aktiviti Ekonomi pada Harga Semasa - RM Juta
Table 1A: GFCF by Kind of Economic Activity at Current Prices - RM Million

Tahun Jenis aktiviti ekonomi	Year										Kind of economic activity
	2005	2006	2007	2008	2009	2010	2011 ^e	2012 ^p			
Pertanian	3,777	4,033	4,876	5,577	5,566	6,214	7,502	8,364			Agriculture
Getah & kelapa sawit	2,312	2,453	3,124	3,339	3,596	4,115	4,998	5,651			Rubber & oil palm
Teranakan & perikanan	908	957	1,047	1,456	1,256	1,358	1,616	1,737			Livestock & fishing
Pertanian lain	557	622	705	782	713	740	888	976			Other agriculture
Perlombongan dan pengkuarian	11,099	13,492	21,082	24,756	26,942	28,091	32,339	51,117			Mining and quarrying
Pembuatan	30,287	30,932	26,398	31,995	21,950	33,942	40,360	44,415			Manufacturing
Makanan, minuman & tembakau	2,638	2,168	2,314	3,265	3,062	3,201	4,344	5,073			Food, beverages & tobacco
Produk tekstil & kayu	3,086	2,425	2,483	2,814	1,910	2,165	2,803	3,536			Textiles & wood products
Produk petroleum, kimia, getah & plastik	5,840	7,000	7,917	9,331	4,814	9,184	10,298	15,431			Petroleum, chemical, rubber & plastic
Produk mineral bukan logam, logam asas & produk logam yang direka	3,684	2,375	2,195	4,428	2,936	5,034	5,445	4,324			Non-metallic mineral, basic metal & fabricated metal products
Elektrik dan elektronik & peralatan pengangkutan	15,039	16,964	11,489	12,157	9,228	14,358	17,469	16,049			Electric and electronic & transport equipment
Pembinaan	1,877	1,962	2,735	2,401	1,707	2,823	3,314	3,924			Construction
Perkhidmatan	74,197	80,604	93,973	93,652	100,495	108,723	113,667	133,914			Services
Perdagangan borong, runcit & kenderaan bermotor	4,905	5,261	6,197	7,465	7,604	8,534	9,921	11,418			Wholesale, retail & motor vehicle trade
Penginapan & restoran	1,314	1,364	1,766	1,761	1,735	1,633	1,942	2,300			Accommodation & restaurant
Pengangkutan, penyimpanan & komunikasi	14,617	17,573	22,451	17,487	23,825	26,917	26,874	34,113			Transport, storage & communication
Kewangan, insurans, hartanah & perkhidmatan perniagaan	16,988	17,000	18,971	19,835	19,880	21,700	26,150	33,224			Finance, insurance, real estate & business services
Perkhidmatan lain	36,372	39,406	44,589	47,103	47,452	49,938	48,780	52,859			Other services
Jumlah	121,237	131,024	149,064	158,381	156,660	179,793	197,181	241,733			Total

Jadual 1B: PMTK mengikut Jenis Aktiviti Ekonomi pada Harga Malar 2005 - RM Juta
Table 1B: GFCF by Kind of Economic Activity at Constant 2005 Prices - RM Million

Tahun Jenis aktiviti ekonomi	Year							Kind of economic activity	
	2005	2006	2007	2008	2009	2010	2011 ^e		2012 ^p
Pertanian	3,777	3,965	4,453	4,927	4,778	5,011	5,641	6,236	Agriculture
Getah & kelapa sawit	2,312	2,362	2,726	2,830	2,935	3,066	3,494	3,849	Rubber & oil palm
Temakan & perikanan	908	987	1,038	1,375	1,176	1,260	1,360	1,558	Livestock & fishing
Pertanian lain	557	616	690	723	667	685	787	830	Other agriculture
Perombongan dan pengkuarian	11,099	13,291	19,880	22,127	23,810	24,097	26,655	41,150	Mining and quarrying
Pembuatan	30,287	30,600	25,596	30,252	20,555	31,197	36,328	39,471	Manufacturing
Makanan, minuman & tembakau	2,638	2,147	2,281	3,127	2,930	3,031	4,016	4,656	Food, beverages & tobacco
Produk tekstil & kayu	3,086	2,405	2,446	2,738	1,818	2,033	2,589	3,234	Textiles & wood products
Produk petroleum, kimia, getah & plastik	5,840	6,923	7,656	8,770	4,470	8,471	9,236	13,624	Petroleum, chemical, rubber & plastic
Produk mineral bukan logam, logam asas & produk logam yang direka	3,684	2,349	2,116	4,183	2,737	4,602	4,888	3,821	Non-metallic mineral, basic metal & fabricated metal products
Elektrik dan elektronik & peralatan pengangkutan	15,039	16,776	11,097	11,433	8,601	13,059	15,599	14,137	Electric and electronic & transport equipment
Pembinaan	1,877	1,946	2,691	2,302	1,631	2,676	3,085	3,613	Construction
Perkhidmatan	74,197	79,030	89,559	85,918	90,810	95,416	96,572	111,247	Services
Perdagangan borong, runcit & kenderaan bermotor	4,905	5,182	6,010	6,915	6,976	7,619	8,532	9,627	Wholesale, retail & motor vehicle trade
Penginapan & restoran	1,314	1,345	1,725	1,693	1,654	1,520	1,760	2,045	Accommodation & restaurant
Pengangkutan, penyimpanan & komunikasi	14,617	17,449	22,226	17,217	23,064	25,764	25,278	31,560	Transport, storage & communication
Kewangan, insurans, hartanah & perkhidmatan perniagaan	16,988	16,531	17,538	17,525	16,983	17,915	20,516	25,099	Finance, insurance, real estate & business services
Perkhidmatan lain	36,372	38,524	42,060	42,568	42,133	42,597	40,486	42,916	Other services
Jumlah	121,237	128,832	142,178	145,525	141,584	158,397	168,281	201,717	Total

Jadual 1C: PMTK mengikut Jenis Aktiviti Ekonomi pada Harga Semasa - Peratus perubahan tahunan
 Table 1C: GFCF by Kind of Economic Activity at Current Prices - Annual percentage change

Tahun Jenis aktiviti ekonomi	Year										
	2005	2006	2007	2008	2009	2010	2011 ^e	2012 ^p	Kind of economic activity		
Pertanian											Agriculture
Getah & kelapa sawit	6.8	6.1	27.3	14.4	-0.2	11.6	20.7	11.5	11.5	13.1	Rubber & oil palm
Temakan & perikanan	5.4	5.4	9.4	39.1	-13.7	8.1	19.0	7.5	7.5		Livestock & fishing
Pertanian lain	11.7	11.7	13.3	10.9	-8.8	3.8	19.9	9.9	9.9		Other agriculture
Perombongan dan pengkuarian											Mining and quarrying
Pembuatan											Manufacturing
Makanan, minuman & tembakau	2.1	-17.8	6.8	41.1	-6.2	4.5	35.7	16.8	16.8		Food, beverages & tobacco
Produk tekstil & kayu	-21.4	-21.4	2.4	13.3	-32.1	13.4	29.5	26.2	26.2		Textiles & wood products
Produk petroleum, kimia, getah & plastik	19.9	19.9	13.1	17.9	-48.4	90.8	12.1	49.8	49.8		Petroleum, chemical, rubber & plastic
Produk mineral bukan logam, logam asas & produk logam yang direka	-35.5	-35.5	-7.6	101.8	-33.7	71.5	8.2	-20.6	-20.6		Non-metallic mineral, basic metal & fabricated metal products
Elektrik dan elektronik & peralatan pengangkutan	12.8	12.8	-32.3	5.8	-24.1	55.6	21.7	-8.1	-8.1		Electric and electronic & transport equipment
Pembinaan	4.5	4.5	39.4	-12.2	-28.9	65.4	17.4	18.4	18.4		Construction
Perkhidmatan	8.6	8.6	16.6	-0.3	7.3	8.2	4.5	17.8	17.8		Services
Perdagangan borong, runcit & kenderaan bermotor	7.3	7.3	17.8	20.5	1.9	12.2	16.2	15.1	15.1		Wholesale, retail & motor vehicle trade
Penginapan & restoran	3.8	3.8	29.5	-0.3	-1.5	-5.9	18.9	18.4	18.4		Accommodation & restaurant
Pengangkutan, penyimpanan & komunikasi	20.2	20.2	27.8	-22.1	36.2	13.0	-0.2	26.9	26.9		Transport, storage & communication
Kewangan, insurans, hartanah & perkhidmatan perniagaan	0.1	0.1	11.6	4.6	0.2	9.2	20.5	27.1	27.1		Finance, insurance, real estate & business services
Perkhidmatan lain	8.3	8.3	13.2	5.6	0.7	5.2	-2.3	8.4	8.4		Other services
Jumlah	8.1	8.1	13.8	6.3	-1.1	14.8	9.7	22.6	22.6		Total

Jadual 1D: PMTK mengikut Jenis Aktiviti Ekonomi pada Harga Malar 2005 - Peratus perubahan tahunan
Table 1D: GFCF by Kind of Economic Activity at Constant 2005 Prices - Annual percentage change

Tahun Jenis aktiviti ekonomi	Year										
	2005	2006	2007	2008	2009	2010	2011 ^e	2012 ^p	Kind of economic activity		
Pertanian											Agriculture
Getah & kelapa sawit	5.0	2.1	12.3	10.6	-3.0	4.9	12.6	10.6	10.1		Rubber & oil palm
Temakan & perikanan	8.8	5.1	5.1	32.5	-14.4	7.1	7.9	14.6			Livestock & fishing
Pertanian lain	10.6	12.0	12.0	4.8	-7.7	2.7	14.8	5.4			Other agriculture
Perombongan dan pengkuarian											Mining and quarrying
Pembuatan											Manufacturing
Makanan, minuman & tembakau	1.0	-18.6	6.2	37.1	-6.3	3.4	32.5	15.9			Food, beverages & tobacco
Produk tekstil & kayu	-22.1	1.7	1.7	12.0	-33.6	11.8	27.3	24.9			Textiles & wood products
Produk petroleum, kimia, getah & plastik	18.5	18.5	10.6	14.5	-49.0	89.5	9.0	47.5			Petroleum, chemical, rubber & plastic
Produk mineral bukan logam, logam asas & produk logam yang direka	-36.2	11.5	-9.9	97.7	-34.6	68.1	6.2	-21.8			Non-metallic mineral, basic metal & fabricated metal products
Elektrik dan elektronik & peralatan pengangkutan	11.5	11.5	-33.8	3.0	-24.8	51.8	19.4	-9.4			Electric and electronic & transport equipment
Pembinaan											Construction
Perkhidmatan											Services
Perdagangan borong, runcit & kenderaan bermotor	6.5	5.6	13.3	-4.1	5.7	5.1	1.2	15.2	12.8		Wholesale, retail & motor vehicle trade
Penginapan & restoran	2.4	2.4	28.2	-1.9	-2.3	-8.1	15.8	16.2			Accommodation & restaurant
Pengangkutan, penyimpanan & komunikasi	19.4	19.4	27.4	-22.5	34.0	11.7	-1.9	24.9			Transport, storage & communication
Kewangan, insurans, hartanah & perkhidmatan perniagaan	-2.7	-2.7	6.1	-0.1	-3.1	5.5	14.5	22.3			Finance, insurance, real estate & business services
Perkhidmatan lain	5.9	5.9	9.2	1.2	-1.0	1.1	-5.0	6.0			Other services
Jumlah	6.3	6.3	10.4	2.4	-2.7	11.9	6.2	19.9			Total

Jadual 1E: PMTK mengikut Jenis Aktiviti Ekonomi pada Harga Semasa - Pembahagian peratus kepada jumlah PMTK
Table 1E: GFCF by Kind of Economic Activity at Current Prices - Percentage share to total GFCF

Tahun Jenis aktiviti ekonomi	Year																						
	2005	2006	2007	2008	2009	2010	2011 ^e	2012 ^p	Kind of economic activity														
Pertanian																							
Getah & kelapa sawit	3.1	3.1	3.3	3.5	3.6	3.5	3.8	3.5	3.5	3.6	3.5	3.8	3.5	3.5	3.6	3.5	3.8	3.5	3.5	3.6	3.5	Agriculture	
Temakan & perikanan	1.9	1.9	2.1	2.1	2.3	2.3	2.5	2.3	2.3	2.3	2.3	2.5	2.3	2.3	2.3	2.3	2.5	2.3	2.3	2.3	2.3	Rubber & oil palm	
Pertanian lain	0.7	0.7	0.7	0.9	0.8	0.8	0.8	0.9	0.8	0.8	0.8	0.8	0.8	0.7	0.8	0.8	0.8	0.7	0.7	0.7	0.7	Livestock & fishing	
Perombongan dan pengkuarian																							
Pembuatan																							
Makanan, minuman & tembakau	25.0	23.6	17.7	20.2	14.0	18.9	20.5	18.9	14.0	18.9	20.5	20.5	18.9	14.0	18.9	20.5	20.5	18.9	14.0	18.9	20.5	Manufacturing	
Produk tekstil & kayu	2.2	1.7	1.6	2.1	2.0	1.8	2.2	2.2	2.0	1.8	2.2	2.2	2.2	2.1	1.8	2.2	2.2	2.1	2.1	2.2	2.1	Food, beverages & tobacco	
Produk petroleum, kimia, getah & plastik	2.5	1.9	1.7	1.8	1.2	1.2	1.4	1.4	1.2	1.2	1.4	1.4	1.4	1.5	1.2	1.4	1.4	1.5	1.5	1.4	1.5	Textiles & wood products	
Produk mineral bukan logam, logam asas & produk logam yang direka	4.8	5.3	5.3	5.9	3.1	5.1	5.2	5.2	3.1	5.1	5.2	5.2	5.2	6.4	5.1	5.2	5.2	6.4	6.4	5.2	6.4	Petroleum, chemical, rubber & plastic	
Elektrik dan elektronik & peralatan pengangkutan	3.0	1.8	1.5	2.8	1.9	2.8	2.8	2.8	1.9	2.8	2.8	2.8	2.8	1.8	2.8	2.8	2.8	1.8	1.8	2.8	1.8	Non-metallic mineral, basic metal & fabricated metal products	
Pembinaan	12.4	12.9	7.7	7.7	5.9	8.0	8.9	8.9	5.9	8.0	8.9	8.9	6.6	5.9	8.0	8.9	8.9	6.6	6.6	8.9	6.6	Electric and electronic & transport equipment	
Perkhidmatan																							
Perdagangan borong, runcit & kenderaan bermotor	1.5	1.5	1.8	1.5	1.1	1.6	1.7	1.6	1.1	1.6	1.7	1.7	1.6	1.1	1.6	1.7	1.7	1.6	1.6	1.7	1.6	Construction	
Penginapan & restoran	61.2	61.5	63.0	59.1	64.1	60.5	57.6	60.5	64.1	60.5	57.6	57.6	55.4	64.1	60.5	57.6	57.6	55.4	55.4	57.6	55.4	Services	
Pengangkutan, penyimpanan & komunikasi	4.0	4.0	4.2	4.7	4.9	4.7	5.0	4.7	4.9	4.7	5.0	5.0	4.7	4.9	4.7	5.0	5.0	4.7	4.7	5.0	4.7	Wholesale, retail & motor vehicle trade	
Kewangan, insurans, hartanah & perkhidmatan perniagaan	1.1	1.0	1.2	1.1	1.1	0.9	1.0	0.9	1.1	0.9	1.0	1.0	1.0	1.1	0.9	1.0	1.0	1.0	1.0	1.0	1.0	Accommodation & restaurant	
Perkhidmatan lain	12.1	13.4	15.1	11.0	15.2	15.0	13.6	15.0	15.2	15.0	13.6	13.6	14.1	15.2	15.0	13.6	13.6	14.1	14.1	13.6	14.1	Transport, storage & communication	
	14.0	13.0	12.7	12.5	12.7	12.1	13.3	12.1	12.7	12.1	13.3	13.3	13.7	12.7	12.1	13.3	13.3	13.7	13.7	13.3	13.7	Finance, insurance, real estate & business services	
	30.0	30.1	29.9	29.7	30.3	27.8	24.7	27.8	30.3	27.8	24.7	24.7	21.9	30.3	27.8	24.7	24.7	21.9	21.9	24.7	21.9	Other services	
Jumlah	100.0	100.0	100.0	100.0	100.0	100.0	100.0	100.0	100.0	100.0	100.0	100.0	100.0	100.0	100.0	100.0	100.0	100.0	100.0	100.0	100.0	Total	

Jadual 1F: PMTK mengikut Jenis Aktiviti Ekonomi pada Harga Malar 2005 - Pembahagian peratus kepada jumlah PMTK
 Table 1F: GFCF by Kind of Economic Activity at Constant 2005 Prices - Percentage share to total GFCF

Jenis aktiviti ekonomi	Year										Kind of economic activity	
	2005	2006	2007	2008	2009	2010	2011 ^e	2012 ^p				
Pertanian												Agriculture
Getah & kelapa sawit	3.1	3.1	3.1	3.4	3.4	3.2	3.4	3.4	3.1	1.9	1.9	Rubber & oil palm
Temakan & perikanan	0.7	0.8	0.7	0.9	0.8	0.8	0.8	0.8	0.8	0.8	0.8	Livestock & fishing
Pertanian lain	0.5	0.5	0.5	0.5	0.5	0.4	0.5	0.5	0.4	0.5	0.4	Other agriculture
Pertombongan dan pengkuarian												Mining and quarrying
Pembuatan												Manufacturing
Makanan, minuman & tembakau	25.0	23.8	18.0	20.8	14.5	19.7	21.6	21.6	19.6	19.7	2.3	Food, beverages & tobacco
Produk tekstil & kayu	2.2	1.7	1.6	2.1	2.1	1.9	2.4	2.4	1.6	1.9	1.6	Textiles & wood products
Produk petroleum, kimia, getah & plastik	2.5	1.9	1.7	1.9	1.3	1.3	1.5	1.5	1.6	1.3	1.6	Petroleum, chemical, rubber & plastic
Produk mineral bukan logam, logam asas & produk logam yang direka	4.8	5.4	5.4	6.0	3.2	5.3	5.5	5.5	6.8	5.3	6.8	Non-metallic mineral, basic metal & fabricated metal products
Elektrik dan elektronik & peralatan pengangkutan	3.0	1.8	1.5	2.9	1.9	2.9	2.9	2.9	1.9	2.9	1.9	Electric and electronic & transport equipment
Pembinaan	12.4	13.0	7.8	7.9	6.1	8.2	9.3	9.3	7.0	8.2	7.0	Construction
Perkhidmatan	1.5	1.5	1.9	1.6	1.2	1.7	1.8	1.8	1.8	1.7	1.8	Services
Perdagangan borong, runcit & kenderaan bermotor	61.2	61.3	63.0	59.0	64.1	60.2	57.4	57.4	55.2	60.2	4.8	Wholesale, retail & motor vehicle trade
Penginapan & restoran	4.0	4.0	4.2	4.8	4.9	4.8	5.1	5.1	4.8	4.8	4.8	Accommodation & restaurant
Pengangkutan, penyimpanan & komunikasi	1.1	1.0	1.2	1.2	1.2	1.0	1.0	1.0	1.0	1.0	1.0	Transport, storage & communication
Kewangan, insurans, hartanah & perkhidmatan perniagaan	12.1	13.5	15.6	11.8	16.3	16.3	15.0	15.0	15.6	16.3	15.6	Finance, insurance, real estate & business services
Perkhidmatan lain	14.0	12.8	12.3	12.0	12.0	11.3	12.2	12.2	12.4	11.3	12.4	Other services
Jumlah	30.0	29.9	29.6	29.3	29.8	26.9	24.1	24.1	21.3	26.9	21.3	Total
	100.0	100.0	100.0	100.0	100.0	100.0	100.0	100.0	100.0	100.0	100.0	

Jadual 2A: PMTK mengikut Jenis Aktiviti Ekonomi dan Jenis Aset pada Harga Semasa - RM Juta
Table 2A: GFCF by Kind of Economic Activity and Type of Assets at Current Prices - RM Million

Tahun Jenis aktiviti ekonomi & jenis aset	Year											
	2005	2006	2007	2008	2009	2010	2011 ^e	2012 ^p	Kind of economic activity & type of assets			
Pertanian	Struktur	860	691	736	801	825	1,074	1,495	1,729	Structures	Agriculture	
	Jentera dan peralatan	986	1,097	1,336	1,407	1,479	1,481	1,592	1,806	Machinery and equipment	Agriculture	
	Aset lain	1,931	2,245	2,804	3,369	3,262	3,659	4,414	4,829	Other assets	Agriculture	
Perombongan & pengkuaran	Struktur	6,846	10,376	16,058	17,801	17,860	16,354	18,595	30,982	Structures	Mining & quarrying	
	Jentera dan peralatan	1,730	563	2,311	4,648	6,289	9,190	9,353	14,241	Machinery and equipment	Mining & quarrying	
	Aset lain	2,523	2,553	2,713	2,307	2,793	2,548	4,391	5,894	Other assets	Mining & quarrying	
Pembuatan	Struktur	5,518	4,873	4,828	6,461	3,928	7,243	10,566	11,662	Structures	Manufacturing	
	Jentera dan peralatan	22,412	23,516	18,627	22,286	15,142	22,241	25,258	28,157	Machinery and equipment	Manufacturing	
	Aset lain	2,358	2,544	2,943	3,249	2,880	4,458	4,535	4,596	Other assets	Manufacturing	
Pembinaan	Struktur	1,090	396	608	585	-33	509	706	894	Structures	Construction	
	Jentera dan peralatan	768	1,543	2,086	1,763	1,703	2,258	2,540	2,955	Machinery and equipment	Construction	
	Aset lain	18	23	41	53	37	57	68	75	Other assets	Construction	
Perkhidmatan	Struktur	37,940	40,790	44,832	49,732	56,719	63,876	66,982	81,746	Structures	Services	
	Jentera dan peralatan	31,267	34,875	43,380	38,079	39,138	40,538	40,693	45,761	Machinery and equipment	Services	
	Aset lain	4,990	4,940	5,762	5,840	4,638	4,308	5,991	6,408	Other assets	Services	
Jumlah	Struktur	52,255	57,126	67,062	75,380	79,300	89,056	98,345	127,012	Structures	Total	
	Jentera dan peralatan	57,162	61,593	67,740	68,184	63,751	75,707	79,436	92,920	Machinery and equipment	Total	
	Aset lain	11,821	12,305	14,263	14,818	13,610	15,029	19,400	21,801	Other assets	Total	
Jumlah	121,237	131,024	149,064	158,381	156,660	179,793	197,181	241,733	Total	Total		

Jadual 2B: PMTK mengikut Jenis Aktiviti Ekonomi dan Jenis Aset pada Harga Semasa - Pembahagian peratus mengikut Jenis Aset
Table 2B: GFCF by Kind of Economic Activity and Type of Assets at Current Prices - Percentage share by Type of Assets

Tahun Jenis aktiviti ekonomi & jenis aset	Year Kind of economic activity & type of assets											
	2005	2006	2007	2008	2009	2010	2011 ^e	2012 ^p				
Pertanian	Struktur	22.8	17.1	15.1	14.4	14.8	17.3	19.9	20.7	Agriculture		
	Jentera dan peralatan	26.1	27.2	27.4	25.2	26.6	23.8	21.2	21.6	Structures		
	Aset lain	51.1	55.7	57.5	60.4	58.6	58.9	58.8	57.7	Machinery and equipment Other assets		
Perombongan & pengkuatan	Struktur	61.7	76.9	76.2	71.9	66.3	58.2	57.5	60.6	Mining & quarrying		
	Jentera dan peralatan	15.6	4.2	11.0	18.8	23.3	32.7	28.9	27.9	Structures		
	Aset lain	22.7	18.9	12.9	9.3	10.4	9.1	13.6	11.5	Machinery and equipment Other assets		
Pembuatan	Struktur	18.2	15.8	18.3	20.2	17.9	21.3	26.2	26.3	Manufacturing		
	Jentera dan peralatan	74.0	76.0	70.6	69.7	69.0	65.5	62.6	63.4	Structures		
	Aset lain	7.8	8.2	11.1	10.2	13.1	13.1	11.2	10.3	Machinery and equipment Other assets		
Pembinaan	Struktur	58.1	20.2	22.2	24.4	-1.9	18.0	21.3	22.8	Construction		
	Jentera dan peralatan	40.9	78.6	76.3	73.4	99.7	80.0	76.6	75.3	Structures		
	Aset lain	1.0	1.2	1.5	2.2	2.2	2.0	2.1	1.9	Machinery and equipment Other assets		
Perkhidmatan	Struktur	51.1	50.6	47.7	53.1	56.4	58.8	58.9	61.0	Services		
	Jentera dan peralatan	42.1	43.3	46.2	40.7	38.9	37.3	35.8	34.2	Structures		
	Aset lain	6.7	6.1	6.1	6.2	4.6	4.0	5.3	4.8	Machinery and equipment Other assets		
Jumlah	Struktur	43.1	43.6	45.0	47.6	50.6	49.5	49.9	52.5	Total		
	Jentera dan peralatan	47.1	47.0	45.4	43.1	40.7	42.1	40.3	38.4	Structures		
	Aset lain	9.8	9.4	9.6	9.4	8.7	8.4	9.8	9.0	Machinery and equipment Other assets		

Jadual 3A: PMTK mengikut Sektor dan Jenis Aktiviti Ekonomi pada Harga Semasa - RM Juta
 Table 3A: GFCF by Sector and Kind of Economic Activity at Current Prices - RM Million

Tahun	2005	2006	2007	2008	2009	2010	2011 ^e	2012 ^p	Year Sector & kind of economic activity
<u>Sektor swasta</u>									<u>Private sector</u>
Pertanian	3,627	3,883	4,725	5,424	5,412	6,044	7,311	8,153	Agriculture
Perombongan dan pengkuarian	6,154	7,188	12,050	12,176	12,488	13,829	15,414	24,163	Mining and quarrying
Pembuatan	26,566	27,185	22,671	27,875	18,060	28,988	34,567	38,378	Manufacturing
Pembinaan	1,651	1,737	2,506	2,172	1,489	2,606	3,079	3,674	Construction
Perkhidmatan	28,230	30,926	41,385	38,467	43,578	47,088	52,415	65,812	Services
Jumlah	66,229	70,918	83,337	86,114	81,028	98,555	112,786	140,180	Total
<u>Sektor awam</u>									<u>Public sector</u>
Pertanian	150	150	151	153	154	170	191	211	Agriculture
Perombongan dan pengkuarian	4,945	6,304	9,032	12,580	14,454	14,262	16,925	26,954	Mining and quarrying
Pembuatan	3,721	3,747	3,726	4,120	3,890	4,954	5,793	6,036	Manufacturing
Pembinaan	226	226	229	230	218	218	235	250	Construction
Perkhidmatan	45,967	49,679	52,588	55,185	56,917	61,635	61,251	68,102	Services
Jumlah	55,008	60,105	65,727	72,268	75,633	81,238	84,395	101,553	Total

Jadual 3B: PMTK mengikut Sektor dan Jenis Aktiviti Ekonomi pada Harga Malar 2005 - RM Juta
Table 3B: GFCF by Sector and Kind of Economic Activity at Constant 2005 Prices - RM Million

Tahun	2005	2006	2007	2008	2009	2010	2011 ^e	2012 ^p	Year Sector & kind of economic activity
<u>Sektor swasta</u>									<u>Private sector</u>
Pertanian	3,627	3,818	4,314	4,790	4,646	4,874	5,498	6,079	Agriculture
Perombongan dan pengkuanian	6,154	7,046	11,157	10,752	11,003	11,816	12,652	19,383	Mining and quarrying
Pembuatan	26,566	26,858	21,913	26,309	16,881	26,608	31,076	34,089	Manufacturing
Pembinaan	1,651	1,721	2,462	2,079	1,421	2,468	2,864	3,382	Construction
Perkhidmatan	28,230	30,185	39,224	35,181	39,280	40,933	43,746	53,917	Services
Jumlah	66,229	69,628	79,070	79,111	73,231	86,699	95,836	116,850	Total
<u>Sektor awam</u>									<u>Public sector</u>
Pertanian	150	147	139	136	132	137	144	157	Agriculture
Perombongan dan pengkuanian	4,945	6,244	8,723	11,374	12,806	12,281	14,003	21,767	Mining and quarrying
Pembuatan	3,721	3,742	3,683	3,943	3,674	4,589	5,252	5,382	Manufacturing
Pembinaan	226	225	228	223	210	208	220	231	Construction
Perkhidmatan	45,967	48,845	50,335	50,737	51,530	54,483	52,826	57,330	Services
Jumlah	55,008	59,204	63,108	66,414	68,353	71,697	72,445	84,867	Total

Jadual 3C: PMTK mengikut Sektor dan Jenis Aktiviti Ekonomi pada Harga Semasa - Peratus perubahan tahunan
 Table 3C: GFCF by Sector and Kind of Economic Activity at Current Prices - Annual percentage change

Tahun Sektor & jenis aktiviti ekonomi	2005	2006	2007	2008	2009	2010	2011 ^e	2012 ^p	Year Sector & kind of economic activity
<u>Sektor swasta</u>									<u>Private sector</u>
Pertanian	7.1	21.7	14.8	14.8	-0.2	11.7	21.0	11.5	Agriculture
Perlombongan dan pengkuanian	16.8	67.6	1.1	1.1	2.6	10.7	11.5	56.8	Mining and quarrying
Pembuatan	2.3	-16.6	23.0	23.0	-35.2	60.5	19.2	11.0	Manufacturing
Pembinaan	5.2	44.3	-13.3	-13.3	-31.4	75.0	18.2	19.3	Construction
Perkhidmatan	9.5	33.8	-7.1	-7.1	13.3	8.1	11.3	25.6	Services
Jumlah	7.1	17.5	3.3	3.3	-5.9	21.6	14.4	24.3	Total
<u>Sektor awam</u>									<u>Public sector</u>
Pertanian	-0.4	1.0	1.3	1.3	0.3	10.5	12.4	10.4	Agriculture
Perlombongan dan pengkuanian	27.5	43.3	39.3	39.3	14.9	-1.3	18.7	59.3	Mining and quarrying
Pembuatan	0.7	-0.6	10.6	10.6	-5.6	27.4	16.9	4.2	Manufacturing
Pembinaan	0.1	1.6	0.3	0.3	-4.9	-0.4	8.2	6.0	Construction
Perkhidmatan	8.1	5.9	4.9	4.9	3.1	8.3	-0.6	11.2	Services
Jumlah	9.3	9.4	10.0	10.0	4.7	7.4	3.9	20.3	Total

Jadual 3D: PMTK mengikut Sektor dan Jenis Aktiviti Ekonomi pada Harga Malar 2005 - Peratus perubahan tahunan
 Table 3D: GFCF by Sector and Kind of Economic Activity at Constant 2005 Prices - Annual percentage change

Tahun	2005	2006	2007	2008	2009	2010	2011 ^e	2012 ^p	Year Sector & kind of economic activity
Sektor swasta									Private sector
Pertanian	5.3	13.0	11.0	11.0	-3.0	4.9	12.8	10.6	Agriculture
Perombongan dan pengkuanian	14.5	58.3	-3.6	-3.6	2.3	7.4	7.1	53.2	Mining and quarrying
Pembuatan	1.1	-18.4	20.1	20.1	-35.8	57.6	16.8	9.7	Manufacturing
Pembinaan	4.2	43.1	-15.6	-15.6	-31.7	73.7	16.1	18.1	Construction
Perkhidmatan	6.9	29.9	-10.3	-10.3	11.7	4.2	6.9	23.2	Services
Jumlah	5.1	13.6	0.1	0.1	-7.4	18.4	10.5	21.9	Total
Sektor awam									Public sector
Pertanian	-2.1	-5.5	-1.9	-1.9	-3.1	3.5	4.9	9.6	Agriculture
Perombongan dan pengkuanian	26.3	39.7	30.4	30.4	12.6	-4.1	14.0	55.4	Mining and quarrying
Pembuatan	0.6	-1.6	7.1	7.1	-6.8	24.9	14.4	2.5	Manufacturing
Pembinaan	-0.1	1.2	-2.3	-2.3	-5.6	-1.2	6.0	4.8	Construction
Perkhidmatan	6.3	3.0	0.8	0.8	1.6	5.7	-3.0	8.5	Services
Jumlah	7.6	6.6	5.2	5.2	2.9	4.9	1.0	17.1	Total

Jadual 3E: PMTK mengikut Sektor dan Jenis Aktiviti Ekonomi pada Harga Semasa - Pembahagian peratus kepada jumlah PMTK
 Table 3E: GFCF by Sector and Kind of Economic Activity at Current Prices - Percentage share to total GFCF

Tahun Sektor & jenis aktiviti ekonomi	Year										Sector & kind of economic activity	
	2005	2006	2007	2008	2009	2010	2011 ^e	2012 ^p				
<u>Sektor swasta</u>												
Pertanian	3.0	3.0	3.2	3.4	3.5	3.4	3.7	3.4	3.4		<u>Private sector</u> Agriculture	
Perombongan dan pengkuarian	5.1	5.5	8.1	7.7	8.0	7.7	7.8	10.0	10.0		Mining and quarrying	
Pembuatan	21.9	20.7	15.2	17.6	11.5	16.1	17.5	15.9	15.9		Manufacturing	
Pembinaan	1.4	1.3	1.7	1.4	1.0	1.4	1.6	1.5	1.5		Construction	
Perkhidmatan	23.3	23.6	27.8	24.3	27.8	26.2	26.6	27.2	27.2		Services	
Jumlah	54.6	54.1	55.9	54.4	51.7	54.8	57.2	58.0	58.0		Total	
<u>Sektor awam</u>												
Pertanian	0.1	0.1	0.1	0.1	0.1	0.1	0.1	0.1	0.1		<u>Public sector</u> Agriculture	
Perombongan dan pengkuarian	4.1	4.8	6.1	7.9	9.2	7.9	8.6	11.2	11.2		Mining and quarrying	
Pembuatan	3.1	2.9	2.5	2.6	2.5	2.8	2.9	2.5	2.5		Manufacturing	
Pembinaan	0.2	0.2	0.2	0.1	0.1	0.1	0.1	0.1	0.1		Construction	
Perkhidmatan	37.9	37.9	35.3	34.8	36.3	34.3	31.1	28.2	28.2		Services	
Jumlah	45.4	45.9	44.1	45.6	48.3	45.2	42.8	42.0	42.0		Total	

Jadual 3F: PMTK mengikut Sektor dan Jenis Aktiviti Ekonomi pada Harga Malar 2005 - Pembahagian peratus kepada jumlah PMTK
 Table 3F: GFCF by Sector and Kind of Economic Activity at Constant 2005 Prices - Percentage share to total GFCF

Tahun Sektor & jenis aktiviti ekonomi	Year										
	2005	2006	2007	2008	2009	2010	2011 ^e	2012 ^p	Sector & kind of economic activity		
<u>Sektor swasta</u>											<u>Private sector</u>
Pertanian	3.0	3.0	3.0	3.3	3.3	3.1	3.3	3.0			Agriculture
Perlombongan dan pengkuanian	5.1	5.5	7.8	7.4	7.8	7.5	7.5	9.6			Mining and quarrying
Pembuatan	21.9	20.8	15.4	18.1	11.9	16.8	18.5	16.9			Manufacturing
Pembinaan	1.4	1.3	1.7	1.4	1.0	1.6	1.7	1.7			Construction
Perkhidmatan	23.3	23.4	27.6	24.2	27.7	25.8	26.0	26.7			Services
Jumlah	54.6	54.0	55.6	54.4	51.7	54.7	57.0	57.9			Total
<u>Sektor awam</u>											<u>Public sector</u>
Pertanian	0.1	0.1	0.1	0.1	0.1	0.1	0.1	0.1			Agriculture
Perlombongan dan pengkuanian	4.1	4.8	6.1	7.8	9.0	7.8	8.3	10.8			Mining and quarrying
Pembuatan	3.1	2.9	2.6	2.7	2.6	2.9	3.1	2.7			Manufacturing
Pembinaan	0.2	0.2	0.2	0.2	0.1	0.1	0.1	0.1			Construction
Perkhidmatan	37.9	37.9	35.4	34.9	36.4	34.4	31.4	28.4			Services
Jumlah	45.4	46.0	44.4	45.6	48.3	45.3	43.0	42.1			Total

Jadual 3G: PMTK mengikut Jenis Aktiviti Ekonomi dan Sektor pada Harga Semasa - Pembahagian peratus kepada Jenis Aktiviti Ekonomi
Table 3G: GFCF by Kind of Economic Activity and Sector at Current Prices - Percentage share to Kind of Economic Activity

Jenis aktiviti ekonomi & sektor	Tahun											Year		
	2005	2006	2007	2008	2009	2010	2011 ^e	2012 ^p	Kind of economic activity & sector					
Pertanian	Sektor Swasta	96.0	96.3	96.9	97.3	97.2	97.3	97.5	97.5	97.5	97.5	97.5	Private Sector	Agriculture
	Sektor Awam	4.0	3.7	3.1	2.7	2.8	2.7	2.5	2.5	2.5	2.5	2.5	Public Sector	Agriculture
Perombongan & pengkuaran	Sektor Swasta	55.4	53.3	57.2	49.2	46.4	49.2	47.7	47.3	47.3	47.3	47.3	Private Sector	Mining & quarrying
	Sektor Awam	44.6	46.7	42.8	50.8	53.6	50.8	52.3	52.7	52.7	52.7	52.7	Public Sector	Mining & quarrying
Pembuatan	Sektor Swasta	87.7	87.9	85.9	87.1	82.3	85.4	85.6	86.4	86.4	86.4	86.4	Private Sector	Manufacturing
	Sektor Awam	12.3	12.1	14.1	12.9	17.7	14.6	14.4	13.6	13.6	13.6	13.6	Public Sector	Manufacturing
Pembinaan	Sektor Swasta	88.0	88.5	91.6	90.4	87.2	92.3	92.9	93.6	93.6	93.6	93.6	Private Sector	Construction
	Sektor Awam	12.0	11.5	8.4	9.6	12.8	7.7	7.1	6.4	6.4	6.4	6.4	Public Sector	Construction
Perkhidmatan	Sektor Swasta	38.0	38.4	44.0	41.1	43.4	43.3	46.1	49.1	49.1	49.1	49.1	Private Sector	Services
	Sektor Awam	62.0	61.6	56.0	58.9	56.6	56.7	53.9	50.9	50.9	50.9	50.9	Public Sector	Services
Jumlah	Sektor Swasta	54.6	54.1	55.9	54.4	51.7	54.8	57.2	58.0	58.0	58.0	58.0	Private Sector	Total
	Sektor Awam	45.4	45.9	44.1	45.6	48.3	45.2	42.8	42.0	42.0	42.0	42.0	Public Sector	Total

Jadual 3H: PMTK mengikut Jenis Aktiviti Ekonomi dan Sektor pada Harga Malar 2005 - Pembahagian peratus kepada Jenis Aktiviti Ekonomi
 Table 3H: GFCF by Kind of Economic Activity and Sector at Constant 2005 Prices - Percentage share to Kind of Economic Activity

Tahun Jenis aktiviti ekonomi & sektor		2005	2006	2007	2008	2009	2010	2011 ^e	2012 ^p	Year Kind of economic activity & sector	
		Pertanian	Sektor Swasta	96.0	96.3	96.9	97.2	97.2	97.3	97.5	97.5
	Sektor Awam	4.0	3.7	3.1	2.8	2.8	2.7	2.5	2.5	2.5	Public Sector
Perombongan & pengkualan	Sektor Swasta	55.4	53.0	56.1	48.6	46.2	49.0	47.5	47.1	47.1	Private Sector
	Sektor Awam	44.6	47.0	43.9	51.4	53.8	51.0	52.5	52.9	52.9	Public Sector
Pembuatan	Sektor Swasta	87.7	87.8	85.6	87.0	82.1	85.3	85.5	86.4	86.4	Private Sector
	Sektor Awam	12.3	12.2	14.4	13.0	17.9	14.7	14.5	13.6	13.6	Public Sector
Pembinaan	Sektor Swasta	88.0	88.4	91.5	90.3	87.1	92.2	92.9	93.6	93.6	Private Sector
	Sektor Awam	12.0	11.6	8.5	9.7	12.9	7.8	7.1	6.4	6.4	Public Sector
Perkhidmatan	Sektor Swasta	38.0	38.2	43.8	40.9	43.3	42.9	45.3	48.5	48.5	Private Sector
	Sektor Awam	62.0	61.8	56.2	59.1	56.7	57.1	54.7	51.5	51.5	Public Sector
Jumlah	Sektor Swasta	54.6	54.0	55.6	54.4	51.7	54.7	57.0	57.9	57.9	Private Sector
	Sektor Awam	45.4	46.0	44.4	45.6	48.3	45.3	43.0	42.1	42.1	Public Sector

Jadual 4A: PMTK Sektor Swasta mengikut Jenis Aktiviti Ekonomi dan Jenis Aset pada Harga Semasa - RM Juta
 Table 4A: Private Sector GFCF by Kind of Economic Activity and Type of Assets at Current Prices - RM Million

Tahun Jenis aktiviti ekonomi & jenis aset	Year Kind of economic activity & type of assets										
	2005	2006	2007	2008	2009	2010	2011 ^e	2012 ^p			
Pertanian	Struktur	824	662	716	784	800	1,044	1,460	1,688	Structures	Agriculture
	Jentera dan peralatan	951	1,059	1,302	1,376	1,439	1,440	1,550	1,758	Machinery and equipment	
	Aset lain	1,852	2,161	2,707	3,264	3,173	3,560	4,301	4,708	Other assets	
Perombongan & pengkuatan	Struktur	3,855	5,560	9,330	9,039	8,735	8,988	9,649	16,038	Structures	Mining & quarrying
	Jentera dan peralatan	882	232	1,111	1,926	2,348	3,387	3,451	5,083	Machinery and equipment	
	Aset lain	1,417	1,396	1,608	1,212	1,405	1,454	2,313	3,042	Other assets	
Pembuatan	Struktur	4,992	4,162	4,042	5,254	2,969	6,043	8,915	9,792	Structures	Manufacturing
	Jentera dan peralatan	19,615	20,688	15,834	19,588	12,315	18,617	21,248	24,125	Machinery and equipment	
	Aset lain	1,959	2,335	2,795	3,032	2,777	4,328	4,404	4,462	Other assets	
Pembinaan	Struktur	961	354	564	522	-47	494	687	874	Structures	Construction
	Jentera dan peralatan	676	1,365	1,904	1,603	1,500	2,057	2,325	2,727	Machinery and equipment	
	Aset lain	15	18	38	47	36	55	67	73	Other assets	
Perkhidmatan	Struktur	15,493	16,021	18,114	18,658	23,141	25,769	32,304	40,763	Structures	Services
	Jentera dan peralatan	12,064	13,725	21,883	17,620	18,348	19,039	17,654	21,421	Machinery and equipment	
	Aset lain	673	1,180	1,389	2,189	2,090	2,280	2,457	3,628	Other assets	
Jumlah	Struktur	26,125	26,759	32,766	34,256	35,598	42,338	53,016	69,155	Structures	Total
	Jentera dan peralatan	34,188	37,070	42,034	42,113	35,950	44,541	46,228	55,114	Machinery and equipment	
	Aset lain	5,916	7,090	8,537	9,745	9,480	11,676	13,542	15,911	Other assets	
Jumlah	66,229	70,918	83,337	86,114	81,028	98,555	112,786	140,180	140,180	Total	

Jadual 4B: PMTK Sektor Awam mengikut Jenis Aktiviti Ekonomi dan Jenis Aset pada Harga Semasa - RM Juta
 Table 4B: Public Sector GFCF by Kind of Economic Activity and Type of Assets at Current Prices - RM Million

Tahun Jenis aktiviti ekonomi & jenis aset	Year Kind of economic activity & type of assets										
	2005	2006	2007	2008	2009	2010	2011 ^e	2012 ^p			
Pertanian	Struktur	36	28	20	17	25	30	36	41	Agriculture	
	Jentera dan peralatan	35	37	34	31	40	41	43	48	Structures	
	Aset lain	80	84	97	105	88	99	113	122	Machinery and equipment Other assets	
Perombongan & pengkuaran	Struktur	2,991	4,816	6,728	8,762	9,125	7,366	8,945	14,944	Mining & quarrying	
	Jentera dan peralatan	847	331	1,200	2,722	3,941	5,802	5,902	9,157	Structures	
	Aset lain	1,106	1,157	1,105	1,095	1,388	1,094	2,077	2,853	Machinery and equipment Other assets	
Pembuatan	Struktur	526	711	786	1,206	959	1,201	1,651	1,870	Manufacturing	
	Jentera dan peralatan	2,797	2,828	2,793	2,697	2,827	3,623	4,010	4,033	Structures	
	Aset lain	399	208	148	217	103	130	132	134	Machinery and equipment Other assets	
Pembinaan	Struktur	129	42	44	63	14	15	19	20	Construction	
	Jentera dan peralatan	93	178	182	160	203	201	215	228	Structures	
	Aset lain	3	6	4	6	2	2	2	2	Machinery and equipment Other assets	
Perkhidmatan	Struktur	22,448	24,769	26,718	31,075	33,579	38,107	34,678	40,982	Services	
	Jentera dan peralatan	19,202	21,149	21,498	20,460	20,789	21,499	23,039	24,340	Structures	
	Aset lain	4,317	3,760	4,373	3,650	2,549	2,029	3,534	2,780	Machinery and equipment Other assets	
Jumlah	Struktur	26,130	30,367	34,296	41,124	43,702	46,718	45,329	57,857	Total	
	Jentera dan peralatan	22,974	24,523	25,705	26,071	27,801	31,167	33,208	37,806	Structures	
	Aset lain	5,905	5,215	5,726	5,073	4,130	3,353	5,858	5,890	Machinery and equipment Other assets	
Jumlah	55,008	60,105	65,727	72,268	75,633	81,238	84,395	101,553	Total		

Jadual 4C: PMTK Sektor Swasta mengikut Jenis Aktiviti Ekonomi dan Jenis Aset pada Harga Semasa - Pembahagian peratus mengikut Jenis Aset
Table 4C: Private Sector GFCF by Kind of Economic Activity and Type of Assets at Current Prices - Percentage share by Type of Assets

Tahun Jenis aktiviti ekonomi & jenis aset	Year										Kind of economic activity & type of assets
	2005	2006	2007	2008	2009	2010	2011 ^e	2012 ^p			
Pertanian	Struktur	22.7	17.1	15.1	14.5	14.8	17.3	20.0	20.7	Agriculture	
	Jentera dan peralatan	26.2	27.3	27.6	25.4	26.6	23.8	21.2	21.6	Structures	
	Aset lain	51.1	55.7	57.3	60.2	58.6	58.9	58.8	57.7	Machinery and equipment Other assets	
Perombongan & pengkuanan	Struktur	62.6	77.3	77.4	74.2	69.9	65.0	62.6	66.4	Mining & quarrying	
	Jentera dan peralatan	14.3	3.2	9.2	15.8	18.8	24.5	22.4	21.0	Structures	
	Aset lain	23.0	19.4	13.3	10.0	11.2	10.5	15.0	12.6	Machinery and equipment Other assets	
Pembuatan	Struktur	18.8	15.3	17.8	18.8	16.4	20.8	25.8	25.5	Manufacturing	
	Jentera dan peralatan	73.8	76.1	69.8	70.3	68.2	64.2	61.5	62.9	Structures	
	Aset lain	7.4	8.6	12.3	10.9	15.4	14.9	12.7	11.6	Machinery and equipment Other assets	
Pembinaan	Struktur	58.2	20.4	22.5	24.0	-3.1	18.9	22.3	23.8	Construction	
	Jentera dan peralatan	40.9	78.6	76.0	73.8	100.7	78.9	75.5	74.2	Structures	
	Aset lain	0.9	1.0	1.5	2.2	2.4	2.1	2.2	2.0	Machinery and equipment Other assets	
Perkhidmatan	Struktur	54.9	51.8	43.8	48.5	53.1	54.7	61.6	61.9	Services	
	Jentera dan peralatan	42.7	44.4	52.9	45.8	42.1	40.4	33.7	32.5	Structures	
	Aset lain	2.4	3.8	3.4	5.7	4.8	4.8	4.7	5.5	Machinery and equipment Other assets	
Jumlah	Struktur	39.4	37.7	39.3	39.8	43.9	43.0	47.0	49.3	Total	
	Jentera dan peralatan	51.6	52.3	50.4	48.9	44.4	45.2	41.0	39.3	Structures	
	Aset lain	8.9	10.0	10.2	11.3	11.7	11.8	12.0	11.4	Machinery and equipment Other assets	

Jadual 4D: PMTK Sektor Awam mengikut Jenis Aktiviti Ekonomi dan Jenis Aset pada Harga Semasa - Pembahagian peratus mengikut Jenis Aset
Table 4D: Public Sector GFCF by Kind of Economic Activity and Type of Assets at Current Prices - Percentage share by Type of Assets

Tahun Jenis aktiviti ekonomi & jenis aset	Year Kind of economic activity & type of assets										
	2005	2006	2007	2008	2009	2010	2011 ^e	2012 ^p			
Pertanian	Struktur	23.9	18.9	13.5	11.2	16.2	17.6	18.7	19.4	Agriculture	
	Jentera dan peralatan	23.1	25.0	22.2	20.4	26.3	24.1	22.3	22.9	Structures	
	Aset lain	52.9	56.2	64.3	68.4	57.5	58.3	59.0	57.7	Machinery and equipment Other assets	
Perombongan & pengkuanan	Struktur	60.5	76.4	74.5	69.7	63.1	51.6	52.9	55.4	Mining & quarrying	
	Jentera dan peralatan	17.1	5.2	13.3	21.6	27.3	40.7	34.9	34.0	Structures	
	Aset lain	22.4	18.4	12.2	8.7	9.6	7.7	12.3	10.6	Machinery and equipment Other assets	
Pembuatan	Struktur	14.1	19.0	21.1	29.3	24.7	24.2	28.5	31.0	Manufacturing	
	Jentera dan peralatan	75.2	75.5	74.9	65.5	72.7	73.1	69.2	66.8	Structures	
	Aset lain	10.7	5.6	4.0	5.3	2.6	2.6	2.3	2.2	Machinery and equipment Other assets	
Pembinaan	Struktur	57.3	18.5	19.0	27.5	6.5	6.8	8.0	8.0	Construction	
	Jentera dan peralatan	41.2	79.0	79.3	69.8	92.8	92.4	91.2	91.2	Structures	
	Aset lain	1.5	2.5	1.6	2.7	0.7	0.8	0.8	0.8	Machinery and equipment Other assets	
Perkhidmatan	Struktur	48.8	49.9	50.8	56.3	59.0	61.8	56.6	60.2	Services	
	Jentera dan peralatan	41.8	42.6	40.9	37.1	36.5	34.9	37.6	35.7	Structures	
	Aset lain	9.4	7.6	8.3	6.6	4.5	3.3	5.8	4.1	Machinery and equipment Other assets	
Jumlah	Struktur	47.5	50.5	52.2	56.9	57.8	57.5	53.7	57.0	Total	
	Jentera dan peralatan	41.8	40.8	39.1	36.1	36.8	38.4	39.3	37.2	Structures	
	Aset lain	10.7	8.7	8.7	7.0	5.5	4.1	6.9	5.8	Machinery and equipment Other assets	

Jadual 5A: PMTK mengikut Jenis Aset Terperinci pada Harga Semasa - RM Juta
Table 5A: GFCF by Type of Detailed Assets at Current Prices - RM Million

Tahun Jenis aset	Year									
	2005	2006	2007	2008	2009	2010	2011 ^e	2012 ^p	Type of assets	
Struktur	52,255	57,126	67,062	75,380	79,300	89,056	98,345	127,012	Structure	
Peralatan pengangkutan	11,322	16,201	18,942	16,934	16,837	22,646	22,097	27,835	Transport equipment	
Peralatan ICT dan lain-lain jentera & peralatan	41,940	41,202	43,021	44,689	39,587	45,229	48,904	55,896	ICT equipment and other machinery & equipment	
Sumber biologi dipupuk	1,888	2,089	2,622	3,159	3,077	3,616	4,285	4,659	Biological cultivated resources	
Produk harta intelek	9,682	10,691	13,197	14,598	15,626	17,281	19,820	22,747	Intellectual property products	
Aset lain	4,150	3,715	4,220	3,621	2,234	1,965	3,730	3,585	Other assets	
Jumlah	121,237	131,024	149,064	158,381	156,660	179,793	197,181	241,733	Total	

Jadual 5B: PMTK mengikut Jenis Aset Terperinci pada Harga Malar 2005 - RM Juta
Table 5B: GFCF by Type of Detailed Assets at Constant 2005 Prices - RM Million

Tahun Jenis aset	Year									
	2005	2006	2007	2008	2009	2010	2011 ^e	2012 ^p	Type of assets	
Struktur	52,255	55,519	61,717	65,055	67,010	71,842	75,697	94,691	Structure	
Peralatan pengangkutan	11,322	16,145	18,870	16,916	16,808	22,558	21,718	27,246	Transport equipment	
Peralatan ICT dan lain-lain jentera & peralatan	41,940	40,924	42,735	44,321	39,169	44,541	48,128	54,576	ICT equipment and other machinery & equipment	
Sumber biologi dipupuk	1,888	2,057	2,282	2,660	2,468	2,649	2,840	3,049	Biological cultivated resources	
Produk harta intelek	9,682	10,487	12,383	13,014	13,954	14,940	16,402	18,877	Intellectual property products	
Aset lain	4,150	3,700	4,191	3,559	2,176	1,867	3,495	3,278	Other assets	
Jumlah	121,237	128,832	142,178	145,525	141,584	158,397	168,281	201,717	Total	

Jadual 5C: PMTK mengikut Jenis Aset Terperinci pada Harga Semasa - Peratus perubahan tahunan
 Table 5C: GFCF by Type of Detailed Assets at Current Prices - Annual percentage change

Tahun Jenis aset	2005	2006	2007	2008	2009	2010	2011 ^e	2012 ^p	Year Type of assets
Struktur		9.3	17.4	12.4	5.2	12.3	10.4	29.2	Structure
Peralatan pengangkutan		43.1	16.9	-10.6	-0.6	34.5	-2.4	26.0	Transport equipment
Peralatan ICT dan lain-lain jentera & peralatan		-1.8	4.4	3.9	-11.4	14.3	8.1	14.3	ICT equipment and other machinery & equipment
Sumber biologi dipupuk		10.6	25.5	20.5	-2.6	17.5	18.5	8.7	Biological cultivated resources
Produk harta intelek		10.4	23.4	10.6	7.0	10.6	14.7	14.8	Intellectual property products
Aset lain		-10.5	13.6	-14.2	-38.3	-12.0	89.8	-3.9	Other assets
Jumlah		8.1	13.8	6.3	-1.1	14.8	9.7	22.6	Total

Jadual 5D: PMTK mengikut Jenis Aset Terperinci pada Harga Malar 2005 - Peratus perubahan tahunan
 Table 5D: GFCF by Type of Detailed Assets at Constant 2005 Prices - Annual percentage change

Tahun Jenis aset	2005	2006	2007	2008	2009	2010	2011 ^e	2012 ^p	Year Type of assets
Struktur		6.2	11.2	5.4	3.0	7.2	5.4	25.1	Structure
Peralatan pengangkutan		42.6	16.9	-10.4	-0.6	34.2	-3.7	25.5	Transport equipment
Peralatan ICT dan lain-lain jentera & peralatan		-2.4	4.4	3.7	-11.6	13.7	8.1	13.4	ICT equipment and other machinery & equipment
Sumber biologi dipupuk		8.9	11.0	16.6	-7.2	7.3	7.2	7.4	Biological cultivated resources
Produk harta intelek		8.3	18.1	5.1	7.2	7.1	9.8	15.1	Intellectual property products
Aset lain		-10.8	13.3	-15.1	-38.9	-14.2	87.2	-6.2	Other assets
Jumlah		6.3	10.4	2.4	-2.7	11.9	6.2	19.9	Total

Jadual 5E: PMTK mengikut Jenis Aset Terperinci pada Harga Semasa - Pembahagian peratus kepada jumlah PMTK
Table 5E: GFCF by Type of Detailed Assets at Current Prices - Percentage share to total GFCF

Tahun Jenis aset	Year									
	2005	2006	2007	2008	2009	2010	2011 ^e	2012 ^p	Type of assets	
Struktur	43.1	43.6	45.0	47.6	50.6	49.5	49.9	52.5	Structure	
Peralatan pengangkutan	9.3	12.4	12.7	10.7	10.7	12.6	11.2	11.5	Transport equipment	
Peralatan ICT dan lain-lain jentera & peralatan	34.6	31.4	28.9	28.2	25.3	25.2	24.8	23.1	ICT equipment and other machinery & equipment	
Sumber biologi dipupuk	1.6	1.6	1.8	2.0	2.0	2.0	2.2	1.9	Biological cultivated resources	
Produk harta intelek	8.0	8.2	8.9	9.2	10.0	9.6	10.1	9.4	Intellectual property products	
Aset lain	3.4	2.8	2.8	2.3	1.4	1.1	1.9	1.5	Other assets	
Jumlah	100	100	100	100	100	100	100	100	Total	

Jadual 5F: PMTK mengikut Jenis Aset Terperinci pada Harga Malar 2005 - Pembahagian peratus kepada jumlah PMTK
Table 5F: GFCF by Type of Detailed Assets at Constant 2005 Prices - Percentage share to total GFCF

Tahun Jenis aset	Year									
	2005	2006	2007	2008	2009	2010	2011 ^e	2012 ^p	Type of assets	
Struktur	43.1	43.1	43.4	44.7	47.3	45.4	45.0	46.9	Structure	
Peralatan pengangkutan	9.3	12.5	13.3	11.6	11.9	14.2	12.9	13.5	Transport equipment	
Peralatan ICT dan lain-lain jentera & peralatan	34.6	31.8	30.1	30.5	27.7	28.1	28.6	27.1	ICT equipment and other machinery & equipment	
Sumber biologi dipupuk	1.6	1.6	1.6	1.8	1.7	1.7	1.7	1.5	Biological cultivated resources	
Produk harta intelek	8.0	8.1	8.7	8.9	9.9	9.4	9.7	9.4	Intellectual property products	
Aset lain	3.4	2.9	2.9	2.4	1.5	1.2	2.1	1.6	Other assets	
Jumlah	100	100	100	100	100	100	100	100	Total	

Muka surat ini sengaja dibiarkan kosong
This page is deliberately left blank

NOTA TEKNIKAL
TECHNICAL NOTES

PENGENALAN

Laporan ini memberikan maklumat mengenai Pembentukan Modal Tetap Kasar (PMTK) mengikut jenis aktiviti ekonomi, jenis aset dan sektor awam & swasta bagi tahun 2005 hingga 2012. Anggaran ini telah disusun berdasarkan konsep yang disarankan oleh Sistem Akaun Negara 1993 dan 2008 (1993 & 2008 SNA), Pertubuhan Bangsa-Bangsa Bersatu.

OBJEKTIF

Objektif utama penerbitan ini adalah untuk menyediakan maklumat mengenai PMTK mengikut jenis aktiviti ekonomi, jenis aset dan sektor dari tahun 2005-2012. Data ini digunakan sebagai input untuk kerajaan dalam perancangan pembangunan dan penggubalan dasar serta memantau program pelaburan. Data ini juga digunakan oleh pengguna lain untuk tujuan akademik dan perniagaan.

KONSEP DAN DEFINISI

PMTK dalam penerbitan ini adalah mematuhi definisi PMTK dalam Sistem Akaun Negara.

INTRODUCTION

This report provides information on Gross Fixed Capital Formation (GFCF) by kind of economic activities, by type of assets and public & private sectors for year 2005 to 2012. The estimation was compiled based on the concepts recommended by System of National Accounts 1993 and 2008 (1993 & 2008 SNA), United Nations.

OBJECTIVE

The main objective of this publication is to provide information on GFCF by kind of economic activities, by type of assets and sectors from year 2005-2012. The data will be used as an input for government in development planning and formulation of policies as well as monitoring investment programmes. The data is also used by other users for academic and business purposes.

CONCEPTS AND DEFINITIONS

The GFCF in this publication is conformed to the definition of GFCF in System of National Accounts.

PMTK diukur dengan jumlah nilai perolehan aset tetap, ditolak pelupusan aset tetap oleh residen dalam tempoh perakaunan dengan tujuan ia digunakan untuk proses Pengeluaran ditambah perbelanjaan ke atas perkhidmatan yang menambah nilai kepada aset yang bukan dikeluarkan.

Pemerolehan termasuk pembelian aset (baru atau terpakai) dan pembinaan aset oleh pengeluar untuk kegunaan mereka sendiri. Pelupusan termasuk jualan aset untuk sekerap serta jualan aset terpakai yang masih boleh digunakan oleh pengeluar lain. PMTK juga dikenali sebagai pelaburan dalam aset tetap yang digunakan berulang kali dalam proses pengeluaran bagi tempoh lebih dari setahun.

Bagi kes isi rumah sebagai pengguna, semua perbelanjaan aset tetap seperti peralatan pengangkutan dan jentera & peralatan tidak dianggap sebagai PMTK tetapi ia merupakan penggunaan akhir.

***GFCF** is measured by the total value acquire, less disposal of fixed assets by the residents during the accounting period which intent to use for production plus expenditure on services that adds value to the non-produced assets.*

Acquisitions include both purchases of assets (new or used) and the construction of assets by producers for their own use. Disposals include sales of assets for scrap as well as sales of used assets in a working condition to other producers. GFCF is also known as investment in fixed assets that used repeatedly in the processes of production for more than one year.

In the case of households as consumer, all expenditure of fixed assets such as transport equipment and machinery & equipment are not considered as GFCF but final consumption.

Walau bagaimanapun, ia adalah satu pengecualian bagi pembelian tempat kediaman untuk tujuan didiami oleh pemilik kerana pengeluaran perkhidmatan perumahan oleh pemilik penghuni diambil kira dalam SNA sebagai pengeluaran akaun sendiri.

However, it is an exception for purchase on dwellings for residential purpose since the production of housing services by owner-occupiers is considered in SNA as own account production.

PMTK MENGIKUT JENIS ASET

Bagi tujuan penerbitan ini, PMTK mengikut jenis aset dikelaskan dalam dua kategori. Kategori tersebut adalah kategori luas dan kategori terperinci. Kategori luas dibezakan kepada tiga jenis aset utama seperti yang dinyatakan di bawah:

GFCF BY TYPE OF ASSETS

For the purpose of this publication, GFCF by type of assets are classified in two categories. The categories are broad category and detailed category. The broad category is distinguished by three major type of assets as stated below:

Jenis Aset <i>Type of Assets</i>	Keterangan <i>Description</i>
Struktur <i>Structure</i>	<ul style="list-style-type: none"> • Bangunan kediaman <i>Residential building</i> • Bangunan bukan kediaman <i>Non-residential building</i> • Pembinaan lain <i>Other construction</i> • Struktur/ platform bagi aktiviti minyak dan gas <i>Floating structure for oil and gas activities</i>

Jenis Aset <i>Type of Assets</i>	Keterangan <i>Description</i>
Jentera & Peralatan <i>Machinery & Equipment</i>	<ul style="list-style-type: none"> • Peralatan pengangkutan <i>Transport equipment</i> • Perisian komputer & pangkalan data <i>Computer software & database</i> • Peralatan ICT <i>ICT equipment</i> • Lain-lain jentera & peralatan <i>Other machinery & equipment</i>
Aset Lain <i>Other Assets</i>	<ul style="list-style-type: none"> • Sumber biologi dipupuk <i>Cultivated biological resources</i> • Kos pindah hak milik tanah <i>Cost of ownership transfer for land</i> • Sistem persenjataan <i>Weapons systems</i> • Hiburan, sastera dan seni asal <i>Entertainment, literary and artistic original</i> • Perbelanjaan penyelidikan dan pembangunan <i>Research and development expenditure</i> • Cari gali mineral dan penilaian <i>Mineral exploration and evaluation</i> • Lain-lain <i>Others</i>

Di samping itu, penerbitan ini juga menyediakan kategori yang terperinci bagi PMTK mengikut jenis aset untuk membantu pengguna membuat analisis seperti di bawah:

In addition, this publication also provides detail category of GFCF by type of assets to assist users in their analysis as below:

Jenis Aset <i>Type of Assets</i>	Keterangan <i>Description</i>
Struktur <i>Structure</i>	<ul style="list-style-type: none"> • Bangunan kediaman, bangunan bukan kediaman, struktur/ platform bagi aktiviti minyak & gas dan pembinaan lain iaitu jalan raya, empangan dan lain-lain. <i>Residential building, non-residential building, floating structure for oil & gas activities and other construction i.e. road, dam etc.</i>
Peralatan Pengangkutan <i>Transport Equipment</i>	<ul style="list-style-type: none"> • Pesawat, kapal, kereta api dan lokomotif, kenderaan komersil, kereta penumpang dan lain-lain. <i>Aircraft, ships, train and locomotive, commercial vehicle, passenger car etc.</i>
ICT dan Jentera & Peralatan Lain <i>ICT and Other Machinery & Equipment</i>	<ul style="list-style-type: none"> • Peralatan ICT seperti perkakasan komputer, peralatan telekomunikasi dan lain-lain. <i>ICT equipment such as computer hardware, telecommunication equipment etc.</i> • Lain-lain jentera & peralatan terdiri daripada jentera perindustrian am, jentera untuk tujuan khas, peralatan perubatan, peralatan optik dan lain-lain. <i>Other machinery & equipment consist of general industrial machinery, special purpose machinery, medical appliances, optical instruments etc.</i>

Jenis Aset Type of Assets	Keterangan Description
<p>Sumber Biologi Dipupuk</p> <p><i>Cultivated Biological Resources</i></p>	<ul style="list-style-type: none"> <p>Sumber biologi dipupuk meliputi ternakan yang menghasilkan produk berulang kali seperti haiwan yang digunakan untuk tujuan pembiakan, pengangkutan atau hiburan.</p> <p><i>Cultivated biological resources covers livestock yielding repeat products such as animal purposely use for breeding, transportation or entertainment.</i></p> <p>Sumber biologi dipupuk juga meliputi pokok, tumbuhan dan sumber tanaman yang menghasilkan produk berulang kali iaitu kelapa sawit, getah dan pokok buah-buahan.</p> <p><i>Cultivated biological resources also includes tree, crop and plant resources yielding repeat products i.e. oil palm, rubber and fruit trees.</i></p>
<p>Produk Harta Intelek</p> <p><i>Intellectual Property Products</i></p>	<ul style="list-style-type: none"> <p>Produk harta intelek meliputi perisian komputer dan pangkalan data, hiburan, sastera dan seni asal, perbelanjaan penyelidikan dan pembangunan (P&P) dan mencari gali mineral dan penilaian.</p> <p><i>Intellectual property products cover computer software and database, entertainment, literary and artistic original, research and development (R&D) expenditure and mineral exploration and evaluation.</i></p>

Jenis Aset <i>Type of Assets</i>	Keterangan <i>Description</i>
Aset Lain <i>Other Assets</i>	<ul style="list-style-type: none"> • Aset lain termasuk sistem persenjataan, kos pindah hak milik tanah dan lain-lain yang tidak diklasifikasikan di tempat lain. <p><i>Other assets includes weapons systems, cost of ownership transfer for land and others that are not elsewhere classified.</i></p>

PMTK MENGIKUT SEKTOR

Klasifikasi **sektor Awam** dan **Swasta** menyediakan satu standard untuk penyusunan statistik yang membahagikan ekonomi residen kepada sektor ekonomi yang luas bergantung sama ada dikawal oleh kerajaan atau sebaliknya.

Sektor Awam terdiri daripada semua unit kerajaan dan semua unit institusi dan unit institusi *notional* yang dikawal secara langsung atau tidak langsung oleh kerajaan iaitu perbadanan awam. Kriteria yang perlu dipertimbangkan sebagai kawalan adalah:

- i) Pemilikan majoriti kepentingan mengundi; atau

GFCF BY SECTOR

The Public and Private sector classification provides a standard for the compilation of statistics that divide the resident economy into broad economic sector depending whether or not they are controlled by government.

The Public sector comprises all government units and all institutional units and notional institutional units controlled directly or indirectly by government i.e. public corporation. The criteria to be considered as control are:

- i) *Ownership of the majority of the voting interest; or*

- | | |
|---|---|
| ii) Kawalan ke atas lembaga atau badan pentadbir lain; atau | ii) <i>Control of the board or other governing body; or</i> |
| iii) Kawalan dari segi pelantikan dan pemecatan jawatan utama; atau | iii) <i>Control of the appointment and removal of key personnel; or</i> |
| iv) Kawalan ke atas jawatankuasa utama entiti; atau | iv) <i>Control of key committees of the entity; or</i> |
| v) Saham kencana dan opsiyen; atau | v) <i>Golden shares and options; or</i> |
| vi) Peraturan dan kawalan; atau | vi) <i>Regulation and control; or</i> |
| vii) Kawalan oleh pelanggan utama; atau | vii) <i>Control by a dominant customer; or</i> |
| viii) Kawalan disebabkan pinjaman daripada kerajaan | viii) <i>Control attached to borrow from the government</i> |

Sektor Swasta terdiri daripada semua unit residen yang dikendalikan oleh syarikat swasta kecuali yang dikawal oleh kerajaan. Contoh sektor Swasta ialah unit institusi isi rumah, NPISHs dan perbadanan swasta. Jadual II membezakan sektor Awam dan Swasta mengikut institusi unit.

Private sector comprises all resident units operated by private enterprises except those controlled by government. Example of Private sector are household institution units, NPISHs and private corporations. Table II distinguishes Public and Private sector by institutional units.

Jadual II: Sektor Awam dan Swasta mengikut unit institusi

Table II: Public and Private sector by institutional units

Perbadanan Bukan Kewangan <i>Non-financial Corporation</i>	Perbadanan Kewangan <i>Financial Corporation</i>	Kerajaan Am <i>General Government</i>	NPISHs <i>NPISHs</i>	Isi Rumah <i>Households</i>
Awam <i>Public</i>	Awam <i>Public</i>	Awam <i>Public</i>	Swasta <i>Private</i>	Swasta <i>Private</i>
Swasta <i>Private</i>	Swasta <i>Private</i>			

Penentuan PMTK mengikut sektor merujuk kepada pemilikan harta tetap. Dalam kebanyakan kes, penentuan pemilikan aset tetap adalah jelas; satu unit tunggal yang memperoleh aset untuk digunakan dalam pengeluaran. Bagi industri hulu minyak dan gas, ciri-ciri perniagaan adalah berbeza daripada yang lain di mana pengeluar berkongsi risiko dan ganjaran aset di antara unit yang berbeza pada satu masa. Bagi kes seperti ini, SNA 2008 menyarankan untuk merekodkan aset yang dikongsi di antara unit perlu seimbang dengan pemilikan syer mereka.

The determination of GFCF by sector refers to the ownership of fixed assets. In most cases, the ownership of fixed assets is straightforward; a single unit that acquires the asset for use in production. For oil and gas upstream industry since the nature of business is different from others, the producers share the risks and rewards of an asset between different units at a point of time. In such cases, 2008 SNA recommends to record the assets shared between the units in proportionate to their ownership shares.

PMTK MENGIKUT JENIS AKTIVITI EKONOMI

Jenis aktiviti ekonomi merujuk kepada kumpulan pertubuhan yang terlibat dalam aktiviti utama yang sama. Aktiviti utama pertubuhan adalah kumpulan dalam industri berdasarkan kepada Piawaian Klasifikasi Industri Malaysia 2000 (MSIC 2000) yang selari dengan Piawaian Klasifikasi Industri Antarabangsa bagi Semua Aktiviti Ekonomi (ISIC) Semakan 3. Bagi penyusunan ini, semua unit kerajaan disusun di bawah aktiviti Perkhidmatan. Jadual III menunjukkan lima aktiviti utama ekonomi mengikut sub aktiviti.

GFCF BY KIND OF ECONOMIC ACTIVITY

Kind of economic activity refers to the group of establishments engaged in the same or similar principal activity. The principal activity of establishments are grouped into industries according to the Malaysia Standard Industrial Classification 2000 (MSIC 2000) which is aligned with the International Standard Industrial Classification of All Economic Activities (ISIC) Revision 3. In this compilation, all government units are grouped under Services activity. Table III shows the five main economic activities by sub-activities.

Jadual III: Aktiviti utama ekonomi mengikut sub aktiviti

Table III: Main economic activity by sub-activity

Jenis Aktiviti Ekonomi <i>Kind of Economic Activity</i>	Keterangan <i>Description</i>
PERTANIAN AGRICULTURE	
Getah & Kelapa Sawit <i>Rubber & Oil Palm</i>	<ul style="list-style-type: none"> • Getah/ <i>Rubber</i> • Kelapa Sawit/ <i>Oil Palm</i>
Ternakan & Perikanan <i>Livestock & Fishing</i>	<ul style="list-style-type: none"> • Ternakan ayam dan itik/ <i>Poultry</i> • Lembu dan kerbau/ <i>Cattle</i> • Ternakan lain/ <i>Other livestock</i>s • Perikanan laut/ <i>Marine fisheries</i> • Akuakultur/ <i>Aquaculture</i>
Pertanian Lain <i>Other Agriculture</i>	<ul style="list-style-type: none"> • Perhutanan & pembalakan/ <i>Forestry & logging</i> • Padi/ <i>Paddy</i> • Sayur-sayuran/ <i>Vegetables</i> • Buah-buahan/ <i>Fruits</i> • Tanaman makanan/ <i>Food crops</i> • Lain-lain/ <i>Others</i>
PERLOMBONGAN & PENGKUARIAN MINING & QUARRYING	
Perlombongan & Pengkuarian <i>Mining & Quarrying</i>	<ul style="list-style-type: none"> • Minyak mentah & kondensat/ <i>Crude oil & condensate</i> • Gas asli/ <i>Natural gas</i> • Perlombongan lain & pengkuarian/ <i>Other mining & quarrying</i>

Jenis Aktiviti Ekonomi <i>Kind of Economic Activity</i>	Keterangan <i>Description</i>
PEMBUATAN MANUFACTURING	
Makanan, Minuman & Tembakau <i>Food, Beverages & Tobacco</i>	<ul style="list-style-type: none">• Minyak dan lemak daripada sayuran & haiwan/ <i>Vegetable and animal oils & fats</i>• Prosesan makanan/ <i>Food processing</i>• Minuman/ <i>Beverages</i>• Produk tembakau/ <i>Tobacco products</i>
Produk Tekstil & Kayu <i>Textiles & Wood Products</i>	<ul style="list-style-type: none">• Tekstil & pakaian/ <i>Textiles & wearing apparel</i>• Kulit & kasut/ <i>Leather & footwear</i>• Keluaran kayu/ <i>Wood products</i>• Kertas & produk kertas/ <i>Paper & paper products</i>• Penerbitan, percetakan & pengeluaran semula media rakaman/ <i>Publishing, printing & reproduction of recorded media</i>• Perabot/ <i>Furniture</i>
Produk Petroleum, Kimia, Getah & Plastik <i>Petroleum, Chemical, Rubber & Plastic Products</i>	<ul style="list-style-type: none">• Produk petroleum bertapis/ <i>Refined petroleum products</i>• Bahan kimia & produk kimia/ <i>Chemicals & chemical products</i>• Produk getah/ <i>Rubber products</i>• Produk plastik/ <i>Plastic products</i>

Jenis Aktiviti Ekonomi <i>Kind of Economic Activity</i>	Keterangan <i>Description</i>
Produk Mineral Bukan Logam, Logam Asas & Produk Logam Yang Direka <i>Non-metallic Mineral Products, Basic Metal & Fabricated Metal Products</i>	<ul style="list-style-type: none"> • Produk mineral bukan logam/ <i>Non-metallic mineral products</i> • Logam asas/ <i>Basic metals</i> • Produk logam yang direka/ <i>Fabricated metal products</i>
Elektrik & Elektronik dan Peralatan Pengangkutan <i>Electric & Electronic and Transport Equipment</i>	<ul style="list-style-type: none"> • Jentera & peralatan/ <i>Machinery & equipment</i> • Pembuatan mesin pejabat, perakaunan & pengkomputeran/ <i>Manufacture of office, accounting & computing machinery</i> • Jentera elektrik dan perkakasan/ <i>Electrical machinery and apparatus</i> • Pembuatan radio, televisyen dan peralatan komunikasi dan perkakasan/ <i>Manufacture of radio, television and communication equipment and apparatus</i> • Pembuatan peralatan perubatan, ketepatan dan optik, jam tangan dan jam/ <i>Manufacture of medical, precision and optical instruments, watches and clocks</i> • Kenderaan bermotor dan peralatan pengangkutan/ <i>Motor vehicles and transport equipment</i> • Pembuatan lain/ <i>Other manufactures</i>

Jenis Aktiviti Ekonomi <i>Kind of Economic Activity</i>	Keterangan <i>Description</i>
PEMBINAAN CONSTRUCTION	
Pembinaan Construction	<ul style="list-style-type: none">• Bangunan kediaman/ <i>Residential buildings</i>• Bangunan bukan kediaman/ <i>Non-residential buildings</i>• Kejuruteraan awam/ <i>Civil engineering</i>• Pertukangan khas/ <i>Special trade</i>
PERKHIDMATAN SERVICES	
Perdagangan Borong, Runcit & Kenderaan Bermotor Wholesale, Retail & Motor Vehicles Trade	<ul style="list-style-type: none">• Borong/ <i>Wholesale</i>• Runcit/ <i>Retail</i>• Kenderaan bermotor/ <i>Motor vehicles</i>
Restoran & Penginapan Restaurants & Accommodation	<ul style="list-style-type: none">• Restoran/ <i>Restaurants</i>• Penginapan/ <i>Accommodation</i>
Pengangkutan, Penyimpanan & Komunikasi Transport, Storage & Communication	<ul style="list-style-type: none">• Pengangkutan darat/ <i>Land transport</i>• Pengangkutan air/ <i>Water transport</i>• Pengangkutan udara/ <i>Air transport</i>• Pelabuhan dan operasi lapangan terbang/ <i>Port and airport operation</i>

Jenis Aktiviti Ekonomi <i>Kind of Economic Activity</i>	Keterangan <i>Description</i>
	<ul style="list-style-type: none"> • Operasi lebuhraya/ <i>Highway operation</i> • Lain-lain pengangkutan/ <i>Other transport</i> • Pos dan kurier/ <i>Post and courier</i> • Telekomunikasi/ <i>Telecommunication</i>
Kewangan, Insurans, Hartanah & Perkhidmatan Perniagaan <i>Finance, Insurance, Real Estate & Business Services</i>	<ul style="list-style-type: none"> • Pengantara kewangan/ <i>Financial intermediation</i> • Lain-lain pengantara kewangan dan aktiviti sokongan kewangan/ <i>Other financial intermediation and activities auxiliary to finance</i> • Insurans dan tabung pencen/ <i>Insurance and pension funding</i> • Aktiviti sokongan insurans/ <i>Activities auxiliary to insurance</i> • Hartanah/ <i>Real estate</i> • Profesional/ <i>Professional</i> • Perkhidmatan komputer/ <i>Computer services</i> • Lain-lain perkhidmatan perniagaan/ <i>Other business services</i> • Kediaman yang dimiliki/ <i>Ownership of dwellings</i>
Perkhidmatan Lain <i>Other Services</i>	<ul style="list-style-type: none"> • Elektrik dan gas/ <i>Electricity and gas</i> • Air/ <i>Water</i> • Perkhidmatan kesihatan swasta/ <i>Private health services</i> • Perkhidmatan pendidikan swasta/ <i>Private education services</i>

Jenis Aktiviti Ekonomi <i>Kind of Economic Activity</i>	Keterangan <i>Description</i>
	<ul style="list-style-type: none">• Perkhidmatan swasta lain/ <i>Other private services</i>• Perkhidmatan kerajaan/ <i>Government services</i>• Institusi bukan keuntungan yang berkhidmat kepada isi rumah/ <i>Non-profit institution serving households</i>• Perkhidmatan domestik bagi isi rumah/ <i>Domestic services of households</i>

METODOLOGI & SUMBER DATA
METHODOLOGY & DATA SOURCES

PMTK MENGIKUT JENIS ASET

Penyusunan PMTK mengikut jenis aset dibahagikan kepada struktur, jentera & peralatan dan aset lain. Struktur disusun berdasarkan nilai output daripada aktiviti Pembinaan dan maklumat Pelaburan Minyak dan Gas.

Sementara itu, jentera & peralatan dianggar dengan menggunakan maklumat perbelanjaan modal yang diperoleh daripada banci dan penyiasatan tahunan. Maklumat barangan modal daripada perangkaan perdagangan luar negeri juga digunakan dalam penyusunan ini.

Bagi aset lain seperti hiburan, sastera dan seni asal, sumber biologi dipupuk, perbelanjaan P&P dan sistem persenjataan adalah diperoleh daripada pelbagai agensi seperti yang tersenarai dalam sumber data.

GFCF BY TYPE OF ASSETS

The compilation of GFCF by type of assets is divided into structure, machinery & equipment and other assets. The structure is compiled based on value of output from Construction activities coupled with information of Oil and Gas Investment.

Meanwhile, the machinery & equipment is estimated by using capital expenditure information which is available in census and annual surveys. Information on capital goods from external trade statistics is also used in the compilation.

For other assets such as entertainment, literary and artistic original, cultivated biological resources, R&D expenditure and weapons systems are obtained from various agencies which are listed in data sources.

PMTK MENGIKUT SEKTOR

PMTK Awam diperoleh daripada perbelanjaan ke atas aset daripada Akaun Kerajaan Am dan Penyiasatan Perbelanjaan Modal Pertubuhan Awam.

Anggaran PMTK Swasta diperoleh daripada banci dan penyiasatan ke atas pertubuhan swasta dan data pentadbiran lain yang berkaitan.

PMTK MENGIKUT JENIS AKTIVITI EKONOMI

PMTK mengikut jenis aktiviti ekonomi dianggar dengan menggunakan Jadual Penawaran dan Penggunaan 2005 (SUT 2005), banci, penyiasatan dan data pentadbiran lain.

GFCF BY SECTOR

Public GFCF is obtained from the expenditure on assets from General Government Accounts and Survey of Capital Expenditure for Public Establishment.

The estimate of Private GFCF is derived from the census and surveys on the private establishments and other related administrative data.

GFCF BY KIND OF ECONOMIC ACTIVITY

GFCF by kind of economic activity is estimated by using Supply and Use Tables 2005 (SUT 2005), census, surveys and other administrative data.

Jenis Aktiviti Ekonomi <i>Kind of Economic Activity</i>	Sumber Data <i>Data Sources</i>
PERTANIAN AGRICULTURE	<ul style="list-style-type: none"> • <i>Jadual Penawaran dan Penggunaan 2005 Supply and Use Tables 2005</i> • <i>Banci Ekonomi dan Penyiasatan Tahunan Economic Census and Annual Surveys</i> • <i>Penyiasatan Perbelanjaan Modal Pertubuhan Awam Survey of Capital Expenditure for Public Establishment</i> • <i>Lembaga Minyak Sawit Malaysian Palm Oil Board</i> • <i>Lembaga Getah Malaysia Malaysian Rubber Board</i> • <i>Lembaga Perindustrian Nanas, Malaysia Malaysian Pineapple Industry Board</i> • <i>Lembaga Koko Malaysia Malaysian Cocoa Board</i> • <i>Lembaga Lada Hitam Malaysia Malaysian Pepper Board</i> • <i>Jabatan Pertanian Malaysia Department of Agriculture, Malaysia</i> • <i>Jabatan Perkhidmatan Veterinar, Semenanjung Malaysia Department of Veterinary Services, Peninsular Malaysia.</i> • <i>Jabatan Perkhidmatan Veterinar, Sabah Department of Veterinary Services, Sabah</i> • <i>Jabatan Perkhidmatan Veterinar, Sarawak Department of Veterinary Services, Sarawak</i>

SUMBER DATA
DATA SOURCES

Jenis Aktiviti Ekonomi <i>Kind of Economic Activity</i>	Sumber Data <i>Data Sources</i>
PERLOMBONGAN & PENGKUARIAN MINING & QUARRYING	<ul style="list-style-type: none"> • Jadual Penawaran dan Penggunaan 2005 <i>Supply and Use Tables 2005</i> • Banci Ekonomi Perlombongan dan Pengkuarian dan Penyiasatan Tahunan <i>Economic Census of Mining and Quarrying and Annual Surveys</i> • Banci Petroleum dan Gas Asli Tahunan <i>Annual Census of Petroleum and Natural Gas</i> • Penyiasatan Perbelanjaan Modal Pertubuhan Awam <i>Survey of Capital Expenditure for Public Establishment</i> • Penyiasatan Tahunan bagi Industri Minyak dan Gas <i>Annual Survey on Oil & Gas Industry</i>
PEMBUATAN MANUFACTURING	<ul style="list-style-type: none"> • Jadual Penawaran dan Penggunaan 2005 <i>Supply and Use Tables 2005</i> • Banci Ekonomi Pembuatan dan Penyiasatan Industri Pembuatan Tahunan <i>Economic Census of Manufacturing and Annual Survey of Manufacturing Industries</i> • Penyiasatan Perbelanjaan Modal Pertubuhan Awam <i>Survey of Capital Expenditure for Public Establishment</i>
PEMBINAAN CONSTRUCTION	<ul style="list-style-type: none"> • Jadual Penawaran dan Penggunaan 2005 <i>Supply and Use Tables 2005</i> • Banci Ekonomi Pembinaan <i>Economic Census of Construction</i> • Penyiasatan Dwi Tahunan Industri Pembinaan <i>Biennial Survey of Construction Industries</i>

Jenis Aktiviti Ekonomi <i>Kind of Economic Activity</i>	Sumber Data <i>Data Sources</i>
PERKHIDMATAN SERVICES	<ul style="list-style-type: none"> • <i>Jadual Penawaran dan Penggunaan 2005 Supply and Use Tables 2005</i> • <i>Banci Ekonomi dan Penyiasatan Tahunan Economic Census and Annual Surveys</i> • <i>Akaun Kewangan Kerajaan Persekutuan, Kerajaan Negeri, Pihak Berkuasa Tempatan dan Badan-badan Berkanun Financial account of Federal Government, State Government, Local Authorities and Statutory Bodies</i> • <i>Penyiasatan Perbelanjaan Modal Pertubuhan Awam Survey of Capital Expenditure for Public Establishment</i> • <i>Perbadanan Kemajuan Filem Nasional Malaysia (FINAS) National Film Development Corporation Malaysia (FINAS)</i> • <i>Persatuan Industri Rakaman Malaysia (RIM) Recording Industry Association of Malaysia (RIM)</i> • <i>Penyata Kewangan Institusi Financial Statement from Companies</i>

Semakan

Semakan anggaran tahunan bagi tahun semasa dan dua tahun sebelumnya adalah berdasarkan banci/ penyiasatan terkini bagi industri terpilih dan sumber lain.

Revisions

Revisions of annual estimates for the current year and previous two years were based on latest census/ surveys for the selected industry and other sources.

SIMBOL & SINGKATAN
SYMBOLS & ABBREVIATIONS

Simbol & singkatan berikut telah digunakan dalam keseluruhan penerbitan:

The following symbols & abbreviations have been used throughout the publication:

e	anggaran/ <i>estimates</i>
p	permulaan/ <i>preliminary</i>
RM	Ringgit Malaysia/ <i>Ringgit Malaysia</i>
i.e.	iaitu/ <i>that is</i>
etc	dan lain-lain/ <i>and others</i>
NPISHs	Institusi Bukan Keuntungan yang Berkhidmat kepada Isi Rumah/ <i>Non-profit Institutions Serving Households</i>
KDNK (P)	Keluaran Dalam Negeri Kasar Kaedah Perbelanjaan
GDP (E)	<i>Gross Domestic Product by Expenditure Approach</i>