

MALAYSIA

**AKAUN NEGARA
PERANGKAAN STOK MODAL**

***NATIONAL ACCOUNTS
CAPITAL STOCK STATISTICS***

2005 - 2012

ISSN 2289-1056



9 772289 105004

Harga / Price : RM 25.00

Boleh diperoleh dari:
Obtainable from:

Jabatan Perangkaan Malaysia
(Department of Statistics, Malaysia)
Unit Khidmat Pengguna
Kompleks C, Blok C6,
Pusat Pentadbiran Kerajaan Persekutuan,
62514 Putrajaya,
MALAYSIA

Telefon / Telephone : 03-8885 7000
Faks / Fax : 03-8888 9248
E-Mel / E-Mail : jbkkp@stats.gov.my
Laman Sesawang / Website : <http://www.statistics.gov.my>

DITERBIT DAN DICETAK OLEH JABATAN PERANGKAAN MALAYSIA
PUBLISHED AND PRINTED BY DEPARTMENT OF STATISTICS, MALAYSIA

PRAKATA

Penerbitan ini mempersembahkan perangkaan stok modal yang terdiri daripada Stok Modal Kasar, Stok Modal Bersih, Stok Modal Produktif dan Penggunaan Modal Tetap di Malaysia bagi tempoh 2005 hingga 2012. Data disediakan pada kedua-dua harga malar (2005=100) dan harga semasa.

Perangkaan stok modal mencerminkan aset tetap terkumpul bagi Malaysia yang penting untuk menganggarkan output potensi di masa hadapan serta produktiviti modal. Penyusunan perangkaan ini adalah berdasarkan kepada *Manual of Measuring Capital - Organisation for Economic Co-operation and Development (OECD), 2009* dan selaras dengan saranan *System of National Accounts, 2008* oleh Pertubuhan Bangsa-Bangsa Bersatu. Maklumat berkaitan konsep, definisi, metodologi dan sumber data juga disediakan sebagai rujukan dan panduan kepada pengguna.

Jabatan merakamkan setinggi-tinggi penghargaan kepada semua pihak yang terlibat dalam menjayakan pengeluaran statistik ini. Sebarang pandangan dan cadangan ke arah memperbaiki lagi penerbitan ini pada masa hadapan amatlah dihargai.

Dr. Hj. Abdul Rahman Bin Hasan

Ketua Perangkawan

Malaysia

Disember 2013

PREFACE

This publication presents capital stock statistics comprising of Gross Capital Stock, Net Capital Stock, Productive Capital Stock and Consumption of Fixed Capital of Malaysia for the period of 2005 - 2012. The statistics is presented at both constant (2005=100) and current prices.

Capital stock statistics reflects Malaysia's accumulated fixed assets which is essential to estimate future potential output as well as capital productivity. The compilation of this statistics is in accordance to the Manual of Measuring Capital - Organisation for Economic Co-operation and Development (OECD), 2009 and in line with the recommendations of the United Nations, System of National Accounts, 2008. Information on concepts, definitions, methodology and data sources are also provided in this publication as a reference and guide to users.

The Department gratefully appreciates all parties concerned in making this statistics a success. All comments and suggestions towards improving future publications would be greatly appreciated.

Dr. Hj. Abdul Rahman Bin Hasan

Chief Statistician

Malaysia

December 2013

SINGKATAN / SIMBOL ABBREVIATIONS / SYMBOLS

Singkatan

IHPR	: Indeks Harga Pengeluar	SMB	: Stok Modal Bersih
IKB	: Indeks Kos Binaan	SMK	: Stok Modal Kasar
KDNK	: Keluaran Dalam Negeri Kasar	SMP	: Stok Modal Produktif
PMT	: Penggunaan Modal Tetap	RM	: Ringgit Malaysia
PMTK	: Pembentukan Modal Tetap Kasar		

Abbreviations

<i>PPI</i>	: <i>Producer Price Index</i>	<i>ISIC</i>	: <i>International Standard Industrial Classification of All Economic Activities</i>
<i>BCI</i>	: <i>Building Cost Index</i>	<i>OECD</i>	: <i>Organisation for Economic Co-operation and Development</i>
<i>GDP</i>	: <i>Gross Domestic Product</i>	<i>SITC</i>	: <i>Standard International Trade Classification</i>
<i>COFC</i>	: <i>Consumption of Fixed Capital</i>	<i>PIM</i>	: <i>Perpetual Inventory Method</i>
<i>GFCF</i>	: <i>Gross Fixed Capital Formation</i>	<i>n.a</i>	: <i>not available</i>
<i>NKS</i>	: <i>Net Capital Stock</i>	<i>i.e.</i>	: <i>Latin id est, meaning "that is; in other words"</i>
<i>GKS</i>	: <i>Gross Capital Stock</i>	<i>1993 SNA</i>	: <i>System of National Accounts, 1993</i>
<i>PKS</i>	: <i>Productive Capital Stock</i>	<i>2008 SNA</i>	: <i>System of National Accounts, 2008</i>

Simbol / Symbols

..	: tidak berkenaan / <i>not applicable</i>
e	: anggaran / <i>estimate</i>
p	: permulaan / <i>preliminary</i>
0.0	: nilai kurang daripada 0.05 / <i>value less than 0.05</i>

NOTA NOTE

Penjumlahan angka komponen mungkin tidak bersamaan dengan angka jumlah kecil atau jumlah besar disebabkan pembundaran.

The sum of the component figures may not tally with the sub-total or total figures due to rounding.

KANDUNGAN CONTENTS

1. Prakata		i
	<i>Preface</i>	
2. Singkatan / Simbol		iii
	<i>Abbreviations / Symbols</i>	
3. Ringkasan Penemuan		1 - 12
	<i>Summary Findings</i>	
4. Jadual		13 - 220
	<i>Tables</i>	

Jadual Ringkasan mengikut Jenis Aktiviti Ekonomi
Summary Tables by Kind of Economic Activity

1.1.0	SMK mengikut Jenis Aktiviti Ekonomi pada Harga Semasa <i>GKS by Kind of Economic Activity at Current Prices</i>	13
1.2.0	SMK mengikut Jenis Aktiviti Ekonomi pada Harga Malar 2005 <i>GKS by Kind of Economic Activity at Constant 2005 Price</i>	15
2.1.0	SMB mengikut Jenis Aktiviti Ekonomi pada Harga Semasa <i>NKS by Kind of Economic Activity at Current Prices</i>	17
2.2.0	SMB mengikut Jenis Aktiviti Ekonomi pada Harga Malar 2005 <i>NKS by Kind of Economic Activity at Constant 2005 Price</i>	19
3.1.0	SMP mengikut Jenis Aktiviti Ekonomi pada Harga Semasa <i>PKS by Kind of Economic Activity at Current Prices</i>	21
3.2.0	SMP mengikut Jenis Aktiviti Ekonomi pada Harga Malar 2005 <i>PKS by Kind of Economic Activity at Constant 2005 Price</i>	23
4.1.0	PMT mengikut Jenis Aktiviti Ekonomi pada Harga Semasa <i>COFC by Kind of Economic Activity at Current Prices</i>	25
4.2.0	PMT mengikut Jenis Aktiviti Ekonomi pada Harga Malar 2005 <i>COFC by Kind of Economic Activity at Constant 2005 Price</i>	27

Jadual Terperinci mengikut Jenis Aset dan Jenis Aktiviti Ekonomi
Detailed Tables by Type of Assets and Kind of Economic Activity

1.1.11	SMK mengikut Jenis Aset dan Jenis Aktiviti Ekonomi pada Harga Semasa - Struktur <i>GKS by Type of Assets and Kind of Economic Activity at Current Prices - Structures</i>	29
1.1.12	SMK mengikut Jenis Aset dan Jenis Aktiviti Ekonomi pada Harga Semasa - Kelengkapan Pengangkutan <i>GKS by Type of Assets and Kind of Economic Activity at Current Prices - Transport Equipment</i>	31
1.1.13	SMK mengikut Jenis Aset dan Jenis Aktiviti Ekonomi pada Harga Semasa - Jentera dan Kelengkapan <i>GKS by Type of Assets and Kind of Economic Activity at Current Prices - Machinery and Equipment</i>	33
1.1.14	SMK mengikut Jenis Aset dan Jenis Aktiviti Ekonomi pada Harga Semasa - Aset Lain <i>GKS by Type of Assets and Kind of Economic Activity at Current Prices - Other Assets</i>	35
2.1.11	SMB mengikut Jenis Aset dan Jenis Aktiviti Ekonomi pada Harga Semasa - Struktur <i>NKS by Type of Assets and Kind of Economic Activity at Current Prices - Structures</i>	37
2.1.12	SMB mengikut Jenis Aset dan Jenis Aktiviti Ekonomi pada Harga Semasa - Kelengkapan Pengangkutan <i>NKS by Type of Assets and Kind of Economic Activity at Current Prices - Transport Equipment</i>	39
2.1.13	SMB mengikut Jenis Aset dan Jenis Aktiviti Ekonomi pada Harga Semasa - Jentera dan Kelengkapan <i>NKS by Type of Assets and Kind of Economic Activity at Current Prices - Machinery and Equipment</i>	41
2.1.14	SMB mengikut Jenis Aset dan Jenis Aktiviti Ekonomi pada Harga Semasa - Aset Lain <i>NKS by Type of Assets and Kind of Economic Activity at Current Prices - Other Assets</i>	43

KANDUNGAN

CONTENTS

3.1.11	SMP mengikut Jenis Aset dan Jenis Aktiviti Ekonomi pada Harga Semasa - Struktur <i>PKS by Type of Assets and Kind of Economic Activity at Current Prices - Structures</i>	45
3.1.12	SMP mengikut Jenis Aset dan Jenis Aktiviti Ekonomi pada Harga Semasa - Kelengkapan Pengangkutan <i>PKS by Type of Assets and Kind of Economic Activity at Current Prices - Transport Equipment</i>	47
3.1.13	SMP mengikut Jenis Aset dan Jenis Aktiviti Ekonomi pada Harga Semasa - Jentera dan Kelengkapan <i>PKS by Type of Assets and Kind of Economic Activity at Current Prices - Machinery and Equipment</i>	49
3.1.14	SMP mengikut Jenis Aset dan Jenis Aktiviti Ekonomi pada Harga Semasa - Aset Lain <i>PKS by Type of Assets and Kind of Economic Activity at Current Prices - Other Assets</i>	51
4.1.11	PMT mengikut Jenis Aset dan Jenis Aktiviti Ekonomi pada Harga Semasa - Struktur <i>COFC by Type of Assets and Kind of Economic Activity at Current Prices - Structures</i>	53
4.1.12	PMT mengikut Jenis Aset dan Jenis Aktiviti Ekonomi pada Harga Semasa - Kelengkapan Pengangkutan <i>COFC by Type of Assets and Kind of Economic Activity at Current Prices - Transport Equipment</i>	55
4.1.13	PMT mengikut Jenis Aset dan Jenis Aktiviti Ekonomi pada Harga Semasa - Jentera dan Kelengkapan <i>COFC by Type of Assets and Kind of Economic Activity at Current Prices - Machinery and Equipment</i>	57
4.1.14	PMT mengikut Jenis Aset dan Jenis Aktiviti Ekonomi pada Harga Semasa - Aset Lain <i>COFC by Type of Assets and Kind of Economic Activity at Current Prices - Other Assets</i>	59
1.2.11	SMK mengikut Jenis Aset dan Jenis Aktiviti Ekonomi pada Harga Malar 2005 - Struktur <i>GKS by Type of Assets and Kind of Economic Activity at Constant 2005 Price - Structures</i>	61
1.2.12	SMK mengikut Jenis Aset dan Jenis Aktiviti Ekonomi pada Harga Malar 2005 - Kelengkapan Pengangkutan <i>GKS by Type of Assets and Kind of Economic Activity at Constant 2005 Price - Transport Equipment</i>	63
1.2.13	SMK mengikut Jenis Aset dan Jenis Aktiviti Ekonomi pada Harga Malar 2005 - Jentera dan Kelengkapan <i>GKS by Type of Assets and Kind of Economic Activity at Constant 2005 Price - Machinery and Equipment</i>	65
1.2.14	SMK mengikut Jenis Aset dan Jenis Aktiviti Ekonomi pada Harga Malar 2005 - Aset Lain <i>GKS by Type of Assets and Kind of Economic Activity at Constant 2005 Price - Other Assets</i>	67
2.2.11	SMB mengikut Jenis Aset dan Jenis Aktiviti Ekonomi pada Harga Malar 2005 - Struktur <i>NKS by Type of Assets and Kind of Economic Activity at Constant 2005 Price - Structures</i>	69
2.2.12	SMB mengikut Jenis Aset dan Jenis Aktiviti Ekonomi pada Harga Malar 2005 - Kelengkapan Pengangkutan <i>NKS by Type of Assets and Kind of Economic Activity at Constant 2005 Price - Transport Equipment</i>	71
2.2.13	SMB mengikut Jenis Aset dan Jenis Aktiviti Ekonomi pada Harga Malar 2005 - Jentera dan Kelengkapan <i>NKS by Type of Assets and Kind of Economic Activity at Constant 2005 Price - Machinery and Equipment</i>	73
2.2.14	SMB mengikut Jenis Aset dan Jenis Aktiviti Ekonomi pada Harga Malar 2005- Aset Lain <i>NKS by Type of Assets and Kind of Economic Activity at Constant 2005 Price - Other Assets</i>	75
3.2.11	SMP mengikut Jenis Aset dan Jenis Aktiviti Ekonomi pada Harga Malar 2005 - Struktur <i>PKS by Type of Assets and Kind of Economic Activity at Constant 2005 Price - Structures</i>	77
3.2.12	SMP mengikut Jenis Aset dan Jenis Aktiviti Ekonomi pada Harga Malar 2005 - Kelengkapan Pengangkutan <i>PKS by Type of Assets and Kind of Economic Activity at Constant 2005 Price - Transport Equipment</i>	79
3.2.13	SMP mengikut Jenis Aset dan Jenis Aktiviti Ekonomi pada Harga Malar 2005 - Jentera dan Kelengkapan <i>PKS by Type of Assets and Kind of Economic Activity at Constant 2005 Price - Machinery and Equipment</i>	81
3.2.14	SMP mengikut Jenis Aset dan Jenis Aktiviti Ekonomi pada Harga Malar 2005 - Aset Lain <i>PKS by Type of Assets and Kind of Economic Activity at Constant 2005 Price - Other Assets</i>	83
4.2.11	PMT mengikut Jenis Aset dan Jenis Aktiviti Ekonomi pada Harga Malar 2005 - Struktur <i>COFC by Type of Assets and Kind of Economic Activity at Constant 2005 Price - Structures</i>	85
4.2.12	PMT mengikut Jenis Aset dan Jenis Aktiviti Ekonomi pada Harga Malar 2005 - Kelengkapan Pengangkutan <i>COFC by Type of Assets and Kind of Economic Activity at Constant 2005 Price - Transport Equipment</i>	87

KANDUNGAN CONTENTS

4.2.13	PMT mengikut Jenis Aset dan Jenis Aktiviti Ekonomi pada Harga Malar 2005 - Jentera dan Kelengkapan <i>COFC by Type of Assets and Kind of Economic Activity at Constant 2005 Price - Machinery and Equipment</i>	89
4.2.14	PMT mengikut Jenis Aset dan Jenis Aktiviti Ekonomi pada Harga Malar 2005 - Aset Lain <i>COFC by Type of Assets and Kind of Economic Activity at Constant 2005 Price - Other Assets</i>	91
Jadual Terperinci mengikut Jenis Aktiviti Ekonomi dan Jenis Aset <i>Detailed Tables by Kind of Economic Activity and Type of Assets</i>		
1.1.2	A SMK mengikut Jenis Aktiviti Ekonomi dan Jenis Aset pada Harga Semasa - RM Juta - Nilai Akhir Tahun <i>GKS by Kind of Economic Activity and Type of Assets at Current Prices - RM Million - End Year Value</i>	93
1.1.2	B SMK mengikut Jenis Aktiviti Ekonomi dan Jenis Aset pada Harga Semasa - Perubahan Peratusan Tahunan <i>GKS by Kind of Economic Activity and Type of Assets at Current Prices - Annual Percentage Change</i>	97
1.1.2	C SMK mengikut Jenis Aktiviti Ekonomi dan Jenis Aset pada Harga Semasa - Pembahagian Peratus SMK <i>GKS by Kind of Economic Activity and Type of Assets at Current Prices - Percentage Share of GKS</i>	101
1.1.2	D SMK mengikut Jenis Aktiviti Ekonomi dan Jenis Aset pada Harga Semasa - Pembahagian Peratus mengikut Jenis Aset <i>GKS by Kind of Economic Activity and Type of Assets at Current Prices - Percentage Share by Type of Assets</i>	105
1.2.2	A SMK mengikut Jenis Aktiviti Ekonomi dan Jenis Aset pada Harga Malar 2005 - RM Juta - Nilai Akhir Tahun <i>GKS by Kind of Economic Activity and Type of Assets at Constant 2005 Price - RM Million - End Year Value</i>	109
1.2.2	B SMK mengikut Jenis Aktiviti Ekonomi dan Jenis Aset pada Harga Malar 2005 - Perubahan Peratusan Tahunan <i>GKS by Kind of Economic Activity and Type of Assets at Constant 2005 Price - Annual Percentage Change</i>	113
1.2.2	C SMK mengikut Jenis Aktiviti Ekonomi dan Jenis Aset pada Harga Malar 2005 - Pembahagian Peratus SMK <i>GKS by Kind of Economic Activity and Type of Assets at Constant 2005 Price - Percentage Share of GKS</i>	117
1.2.2	D SMK mengikut Jenis Aktiviti Ekonomi dan Jenis Aset pada Harga Malar 2005 - Pembahagian Peratus mengikut Jenis Aset <i>GKS by Kind of Economic Activity and Type of Assets at Constant 2005 Price - Percentage Share by Type of Assets</i>	121
2.1.2	A SMB mengikut Jenis Aktiviti Ekonomi dan Jenis Aset pada Harga Semasa - RM Juta - Nilai Akhir Tahun <i>NKS by Kind of Economic Activity and Type of Assets at Current Prices - RM Million - End Year Value</i>	125
2.1.2	B SMB mengikut Jenis Aktiviti Ekonomi dan Jenis Aset pada Harga Semasa - Perubahan Peratusan Tahunan <i>NKS by Kind of Economic Activity and Type of Assets at Current Prices - Annual Percentage Change</i>	129
2.1.2	C SMB mengikut Jenis Aktiviti Ekonomi dan Jenis Aset pada Harga Semasa - Pembahagian Peratus SMB <i>NKS by Kind of Economic Activity and Type of Assets at Current Prices - Percentage Share of NKS</i>	133
2.1.2	D SMB mengikut Jenis Aktiviti Ekonomi dan Jenis Aset pada Harga Semasa - Pembahagian Peratus mengikut Jenis Aset <i>NKS by Kind of Economic Activity and Type of Assets at Current Prices - Percentage Share by Type of Assets</i>	137
2.2.2	A SMB mengikut Jenis Aktiviti Ekonomi dan Jenis Aset pada Harga Malar 2005 - RM Juta - Nilai Akhir Tahun <i>NKS by Kind of Economic Activity and Type of Assets at Constant 2005 Price - RM Million - End Year Value</i>	141
2.2.2	B SMB mengikut Jenis Aktiviti Ekonomi dan Jenis Aset pada Harga Malar 2005 - Perubahan Peratusan Tahunan <i>NKS by Kind of Economic Activity and Type of Assets at Constant 2005 Price - Annual Percentage Change</i>	145
2.2.2	C SMB mengikut Jenis Aktiviti Ekonomi dan Jenis Aset pada Harga Malar 2005 - Pembahagian Peratus SMB <i>NKS by Kind of Economic Activity and Type of Assets at Constant 2005 Price - Percentage Share of NKS</i>	149
2.2.2	D SMB mengikut Jenis Aktiviti Ekonomi dan Jenis Aset pada Harga Malar 2005 - Pembahagian Peratus mengikut Jenis Aset <i>NKS by Kind of Economic Activity and Type of Assets at Constant 2005 Price - Percentage Share by Type of Assets</i>	153

KANDUNGAN CONTENTS

3.1.2 A	SMP mengikut Jenis Aktiviti Ekonomi dan Jenis Aset pada Harga Semasa - RM Juta - Nilai Akhir Tahun <i>PKS by Kind of Economic Activity and Type of Assets at Current Prices - RM Million - End Year Value</i>	157
3.1.2 B	SMP mengikut Jenis Aktiviti Ekonomi dan Jenis Aset pada Harga Semasa - Perubahan Peratusan Tahunan <i>PKS by Kind of Economic Activity and Type of Assets at Current Prices - Annual Percentage Change</i>	161
3.1.2 C	SMP mengikut Jenis Aktiviti Ekonomi dan Jenis Aset pada Harga Semasa - Pembahagian Peratus SMP <i>PKS by Kind of Economic Activity and Type of Assets at Current Prices - Percentage Share of PKS</i>	165
3.1.2 D	SMP mengikut Jenis Aktiviti Ekonomi dan Jenis Aset pada Harga Semasa - Pembahagian Peratus mengikut Jenis Aset <i>PKS by Kind of Economic Activity and Type of Assets at Current Prices - Percentage Share by Type of Assets</i>	169
3.2.2 A	SMP mengikut Jenis Aktiviti Ekonomi dan Jenis Aset pada Harga Malar 2005 - RM Juta - Nilai Akhir Tahun <i>PKS by Kind of Economic Activity and Type of Assets at Constant 2005 Price - RM Million - End Year Value</i>	173
3.2.2 B	SMP mengikut Jenis Aktiviti Ekonomi dan Jenis Aset pada Harga Malar 2005 - Perubahan Peratusan Tahunan <i>PKS by Kind of Economic Activity and Type of Assets at Constant 2005 Price - Annual Percentage Change</i>	177
3.2.2 C	SMP mengikut Jenis Aktiviti Ekonomi dan Jenis Aset pada Harga Malar 2005 - Pembahagian Peratus SMP <i>PKS by Kind of Economic Activity and Type of Assets at Constant 2005 Price - Percentage Share of PKS</i>	181
3.2.2 D	SMP mengikut Jenis Aktiviti Ekonomi dan Jenis Aset pada Harga Malar 2005 - Pembahagian Peratus mengikut Jenis Aset <i>PKS by Kind of Economic Activity and Type of Assets at Constant 2005 Price - Percentage Share by Type of Assets</i>	185
4.1.2 A	PMT mengikut Jenis Aktiviti Ekonomi dan Jenis Aset pada Harga Semasa - RM Juta - Nilai Akhir Tahun <i>COFC by Kind of Economic Activity and Type of Assets at Current Prices - RM Million - End Year Value</i>	189
4.1.2 B	PMT mengikut Jenis Aktiviti Ekonomi dan Jenis Aset pada Harga Semasa - Perubahan Peratusan Tahunan <i>COFC by Kind of Economic Activity and Type of Assets at Current Prices - Annual Percentage Change</i>	193
4.1.2 C	PMT mengikut Jenis Aktiviti Ekonomi dan Jenis Aset pada Harga Semasa - Pembahagian Peratus PMT <i>COFC by Kind of Economic Activity and Type of Assets at Current Prices - Percentage Share of COFC</i>	197
4.1.2 D	PMT mengikut Jenis Aktiviti Ekonomi dan Jenis Aset pada Harga Semasa - Pembahagian Peratus mengikut Jenis Aset <i>COFC by Kind of Economic Activity and Type of Assets at Current Prices - Percentage Share by Type of Assets</i>	201
4.2.2 A	PMT mengikut Jenis Aktiviti Ekonomi dan Jenis Aset pada Harga Malar 2005 - RM Juta - Nilai Akhir Tahun <i>COFC by Kind of Economic Activity and Type of Assets at Constant 2005 Price - RM Million - End Year Value</i>	205
4.2.2 B	PMT mengikut Jenis Aktiviti Ekonomi dan Jenis Aset pada Harga Malar 2005 - Perubahan Peratusan Tahunan <i>COFC by Kind of Economic Activity and Type of Assets at Constant 2005 Price - Annual Percentage Change</i>	209
4.2.2 C	PMT mengikut Jenis Aktiviti Ekonomi dan Jenis Aset pada Harga Malar 2005 - Pembahagian Peratus PMT <i>COFC by Kind of Economic Activity and Type of Assets at Constant 2005 Price - Percentage Share of COFC</i>	213
4.2.2 D	PMT mengikut Jenis Aktiviti Ekonomi dan Jenis Aset pada Harga Malar 2005 - Pembahagian Peratus mengikut Jenis Aset <i>COFC by Kind of Economic Activity and Type of Assets at Constant 2005 Price - Percentage Share by Type of Assets</i>	217
5.	Definisi, Metodologi dan Sumber Data <i>Definitions, Methodology and Data Sources</i>	221
6.	Glosari <i>Glossary</i>	237

Muka surat ini sengaja dibiarkan kosong.

This page is deliberately left blank.

Ringkasan Penemuan
Summary Findings



RINGKASAN PENEMUAN

STOK MODAL, MALAYSIA 2005-2012

PRESTASI KESELURUHAN

Stok Modal bagi Malaysia secara keseluruhannya menunjukkan trend yang meningkat dari tahun 2005 hingga 2012 pada kedua-dua harga semasa dan harga malar. Berdasarkan Jadual 1, **Stok Modal Kasar (SMK)** yang mencerminkan pelaburan terkumpul meningkat daripada RM1.7 trilion pada tahun 2005 kepada RM3.0 trilion pada tahun 2012 dengan purata pertumbuhan tahunan 7.6 peratus. **Stok Modal Bersih (SMB)** menggambarkan kekayaan ekonomi Malaysia bertambah kukuh bagi tempoh lapan tahun dengan purata pertumbuhan tahunan 7.5 peratus (2012: RM1.9 trilion; 2005: RM1.1 trilion). Selari dengan peningkatan prestasi pelaburan, **Stok Modal Produktif (SMP)** yang menunjukkan aset produktif dalam ekonomi terus berkembang daripada RM1.4 trilion pada tahun 2005 kepada RM2.5 trilion pada 2012. **Penggunaan Modal Tetap (PMT)** yang menggambarkan jangkaan usang bagi aset modal adalah RM136.8 bilion pada tahun 2012.

Jadual 1 : Perangkaan Stok Modal, 2005-2012 pada Harga Semasa

Tahun	Nilai Akhir Tahun* - RM Bilion				Perubahan Peratusan Tahunan (%)			
	SMK	SMB	SMP	PMT	SMK	SMB	SMP	PMT
2005	1,660.8	1,072.9	1,369.1	80.3	7.7	8.2	8.2	6.1
2006	1,798.8	1,164.6	1,488.2	87.4	8.3	8.5	8.7	8.8
2007	1,975.9	1,284.2	1,642.5	95.7	9.8	10.3	10.4	9.5
2008	2,134.2	1,382.8	1,774.7	104.1	8.0	7.7	8.0	8.8
2009	2,351.3	1,517.6	1,954.9	111.8	10.2	9.8	10.2	7.4
2010	2,589.8	1,664.8	2,149.6	120.0	10.1	9.7	10.0	7.4
2011	2,931.1	1,883.6	2,435.2	131.7	13.2	13.1	13.3	9.8
2012	2,978.8	1,909.7	2,472.0	136.8	1.6	1.4	1.5	3.9

*Kecuali PMT

SMK pada harga malar mencatatkan pertumbuhan 5.7 peratus pada tahun 2012 dengan nilai sebanyak RM2.2 trilion berbanding tahun sebelumnya (2011: RM2.1 trilion). SMB dan SMP masing-masing meningkat 5.7 peratus dengan nilai RM1.4 trilion dan RM1.8 trilion. Manakala PMT tumbuh 5.9 peratus pada tahun 2012 (Jadual 2).

Jadual 2 : Perangkaan Stok Modal, 2005-2012 pada Harga Malar 2005

Tahun	Nilai Akhir Tahun* - RM Bilion				Perubahan Peratusan Tahunan (%)			
	SMK	SMB	SMP	PMT	SMK	SMB	SMP	PMT
2005	1,660.8	1,072.9	1,369.1	80.3	3.9	3.9	4.1	3.4
2006	1,726.8	1,113.8	1,425.4	84.9	4.0	3.8	4.1	5.7
2007	1,803.3	1,160.5	1,490.2	90.5	4.4	4.2	4.5	6.6
2008	1,882.7	1,206.0	1,555.2	96.3	4.4	3.9	4.4	6.4
2009	1,952.3	1,240.6	1,609.1	99.8	3.7	2.9	3.5	3.6
2010	2,036.1	1,287.5	1,675.4	103.5	4.3	3.8	4.1	3.7
2011	2,123.6	1,335.1	1,743.9	108.1	4.3	3.7	4.1	4.5
2012	2,245.2	1,411.9	1,843.9	114.6	5.7	5.7	5.7	5.9

*Kecuali PMT

RINGKASAN PENEMUAN

STOK MODAL KASAR

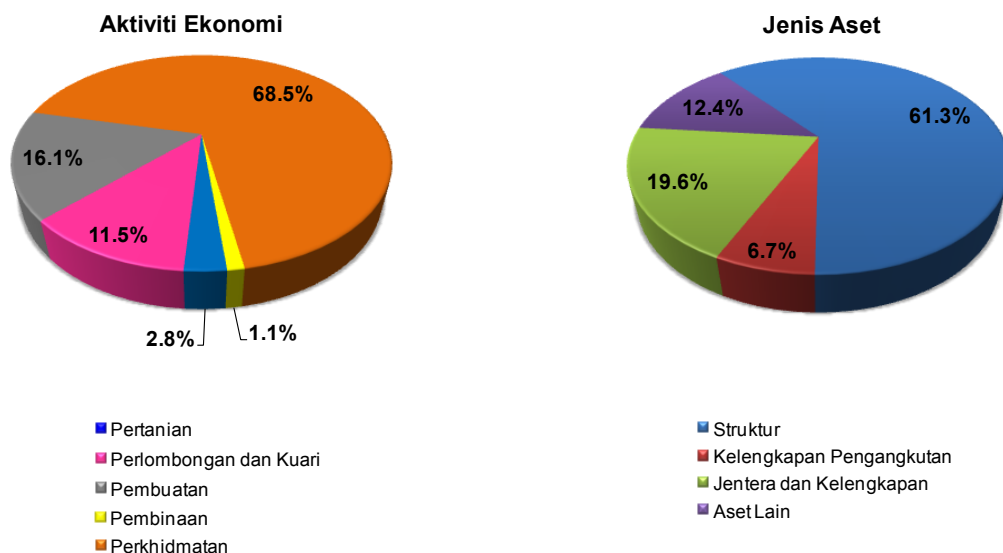
Pada tahun 2012, SMK pada harga malar meningkat kepada RM2.2 trilion dengan mencatatkan pertumbuhan 5.7 peratus berbanding 4.3 peratus pada tahun sebelumnya. Pengembangan ini dipacu oleh sektor Perlombongan dan Kuari dengan pertumbuhan 15.4 peratus dan sektor Pembinaan 9.0 peratus (Jadual 3). Manakala, sektor Perkhidmatan dan Pembuatan masing-masing tumbuh 4.7 peratus dan 3.8 peratus. Dari segi pembahagian peratus, sektor Perkhidmatan menyumbang sebanyak 68.5 peratus, manakala sektor Pembuatan mencatatkan 16.1 peratus pada tahun 2012 (Carta 1). Subsektor Perdagangan Borong & Runcit, Penginapan & Restoran (9.1 peratus); Pengangkutan, Penyimpanan & Komunikasi (6.1 peratus) dan Kewangan, Insurans, Hartanah & Perkhidmatan Perniagaan (4.2 peratus) adalah penyumbang kepada pertumbuhan dalam sektor Perkhidmatan.

Jadual 3 : SMK mengikut Jenis Aktiviti Ekonomi dan Jenis Aset, 2012 pada Harga Malar 2005

Aktiviti	Perubahan Peratusan Tahunan (%)				Jumlah
	Struktur	Kelengkapan Pengangkutan	Jentera dan Kelengkapan	Aset Lain	
Pertanian	2.5	13.1	4.1	6.4	5.0
Perlombongan dan Kuari	0.0	1.8	33.1	12.5	15.4
Pembuatan	5.6	-0.7	1.8	11.8	3.8
Pembinaan	3.5	13.7	13.9	12.6	9.0
Perkhidmatan	3.9	13.0	3.2	11.8	4.7
Jumlah	4.0	12.4	5.4	11.7	5.7

Dari segi jenis aset, Struktur terdiri daripada Tempat Kediaman, Bukan Tempat Kediaman dan Pembinaan Lain dengan sumbangan sebanyak 61.3 peratus tumbuh sebanyak 4.0 peratus, manakala Jentera dan Kelengkapan (sumbangan 19.6 peratus) meningkat sebanyak 5.4 peratus berbanding tahun sebelumnya. Aset Lain seperti Cari Gali Mineral, Tanaman Modal dan Ternakan mencatatkan 11.7 peratus.

Carta 1: Pembahagian Peratus SMK, 2012 pada Harga Malar 2005



STOK MODAL BERSIH

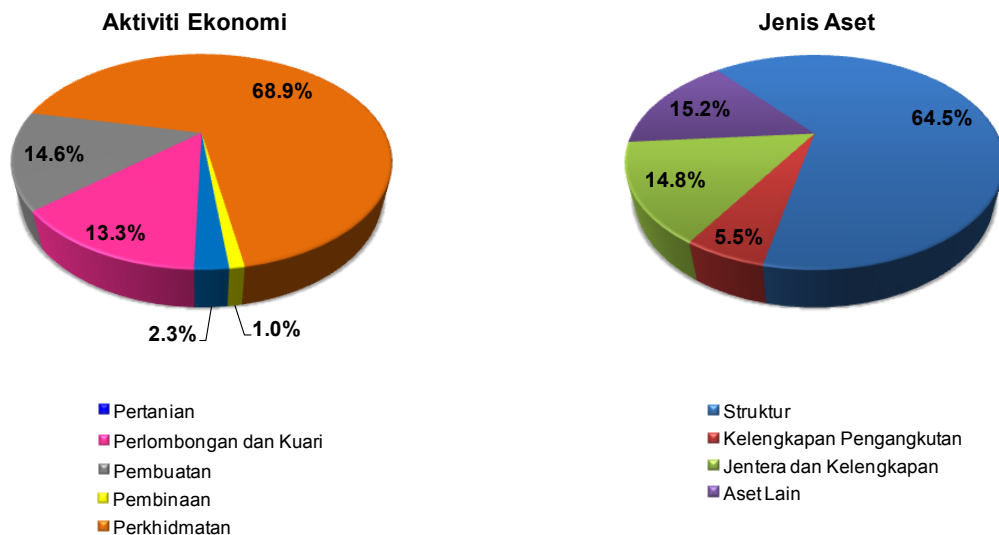
SMB yang mencerminkan nilai pasaran bagi stok harta tetap dalam ekonomi meningkat 5.7 peratus mencapai RM1.4 trilion pada 2012 berbanding 3.7 peratus pada tahun sebelumnya (Jadual 4). Ini disokong oleh peningkatan dalam Perlombongan dan Kuari 15.4 peratus, Pembinaan (9.6 peratus), Pertanian (7.0 peratus), Pembuatan (5.9 peratus) dan Perkhidmatan (3.8 peratus). Sektor Perkhidmatan merupakan penyumbang terbesar dengan sumbangan 68.9 peratus diikuti oleh Pembuatan (14.6 peratus) dan Perlombongan & Kuari (13.3 peratus) pada tahun 2012 (Carta 2).

Jadual 4 : SMB mengikut Jenis Aktiviti Ekonomi dan Jenis Aset, 2012 pada Harga Malar 2005

Aktiviti	Perubahan Peratusan Tahunan (%)				Jumlah
	Struktur	Kelengkapan Pengangkutan	Jentera dan Kelengkapan	Aset Lain	
Pertanian	5.3	14.9	5.3	7.9	7.0
Perlombongan dan Kuari	-2.5	-14.7	35.1	12.9	15.4
Pembuatan	5.5	7.4	5.6	9.4	5.9
Pembinaan	4.0	13.9	15.8	7.8	9.6
Perkhidmatan	3.2	13.6	0.7	9.4	3.8
Jumlah	3.4	13.3	7.4	12.0	5.7

Dari segi aset, Kelengkapan Pengangkutan mencatatkan peningkatan sebanyak 13.3 peratus pada tahun 2012, disokong terutamanya oleh sektor Pertanian dengan pertumbuhan 14.9 peratus dan Pembinaan 13.9 peratus seperti yang ditunjukkan dalam Jadual 4. Jentera dan Kelengkapan untuk sektor Perlombongan dan Kuari tumbuh 35.1 peratus, sementara Jentera dan Kelengkapan dalam sektor Pembinaan mencatatkan 15.8 peratus. Aset Lain bagi sektor Perlombongan dan Kuari meningkat sebanyak 12.9 peratus, manakala sektor Perkhidmatan dan Pembuatan masing-masing merekodkan pertumbuhan 9.4 peratus. Struktur kekal sebagai aset terbesar dalam ekonomi Malaysia dengan sumbangan sebanyak 64.5 peratus pada tahun 2012.

Carta 2: Pembahagian Peratus SMB, 2012 pada Harga Malar 2005



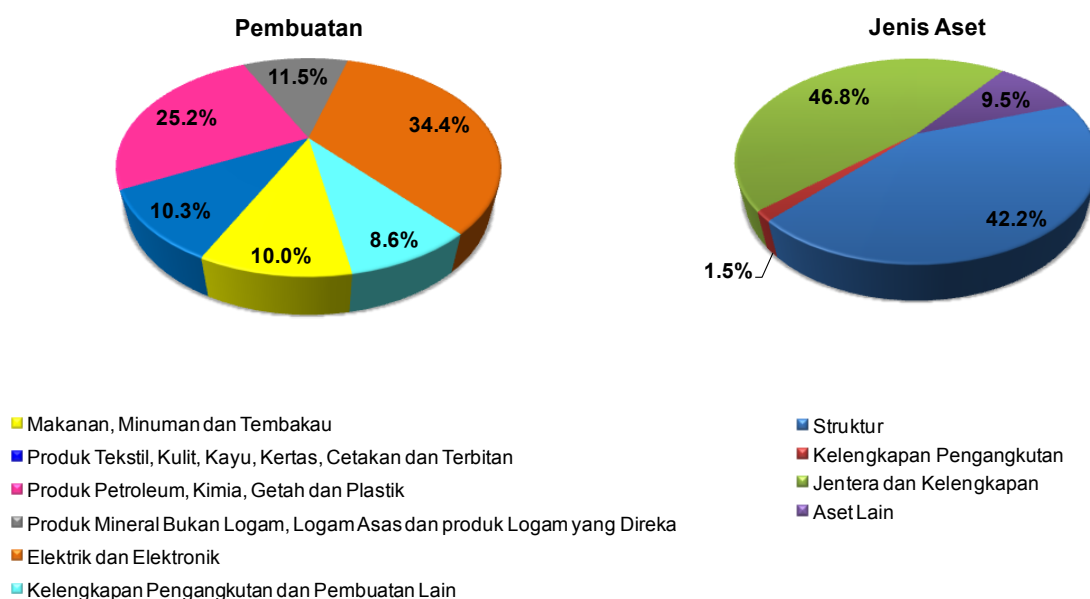
RINGKASAN PENEMUAN

Jadual 5 : SMB mengikut Aktiviti Pembuatan dan Jenis Aset, 2012 pada Harga Malar 2005

Pembuatan	RM Bilion					Perubahan Peratusan Tahunan (%)				
	Struktur	Kelengkapan Pengangkutan	Jentera dan Kelengkapan	Aset Lain	Jumlah	Struktur	Kelengkapan Pengangkutan	Jentera dan Kelengkapan	Aset Lain	Jumlah
Makanan, Minuman dan Tembakau	7.9	0.5	9.8	0.5	18.8	5.6	5.8	15.4	7.2	10.6
Produk Tekstil, Kulit, Kayu, Kertas, Cetakan dan Terbitan	10.7	0.6	7.8	0.3	19.3	-2.3	5.4	10.7	11.0	2.9
Produk Petroleum, Kimia, Getah dan Plastik	19.4	0.5	25.1	2.2	47.3	16.4	23.1	12.7	13.8	14.3
Produk Mineral Bukan Logam, Logam Asas dan produk Logam yang Direka	9.5	0.6	10.7	0.7	21.5	2.7	2.0	1.2	20.1	2.4
Elektrik dan Elektronik	24.6	0.4	27.0	12.4	64.3	3.3	5.3	-3.7	7.6	1.0
Kelengkapan Pengangkutan dan Pembuatan Lain	6.8	0.2	7.3	1.8	16.0	2.2	2.5	10.1	13.6	6.9
Jumlah	79.0	2.8	87.7	17.8	187.2	5.5	7.4	5.6	9.4	5.9

Subsektor Elektrik dan Elektronik merupakan penyumbang terbesar (34.4 peratus) kepada sektor Pembuatan pada tahun 2012 dengan nilai RM64.3 bilion. Manakala produk Petroleum, Kimia, Getah dan Plastik mencatatkan nilai RM47.3 bilion dengan sumbangan 25.2 peratus. Di samping itu, sumbangan produk Mineral Bukan Logam, Logam Asas dan produk Logam yang Direka adalah 11.5 peratus pada tahun 2012 (Carta 3).

Carta 3: Pembahagian Peratus SMB, 2012 bagi Pembuatan pada Harga Malar 2005



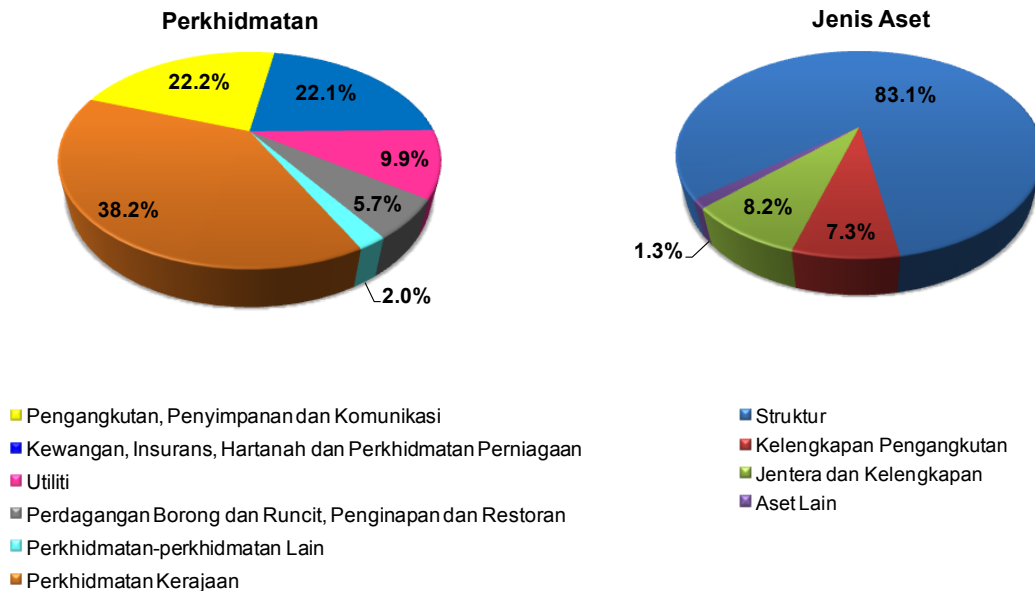
Dari segi jenis aset, pertumbuhan sebanyak 23.1 peratus dicatatkan bagi Kelengkapan Pengangkutan untuk subsektor produk Petroleum, Kimia, Getah dan Plastik, sementara Jentera dan Kelengkapan dalam subsektor Makanan, Minuman dan Tembakau tumbuh 15.4 peratus.

Jadual 6 : SMB mengikut Aktiviti Perkhidmatan dan Jenis Aset, 2012 pada Harga Malar 2005

Perkhidmatan	RM Bilion					Perubahan Peratusan Tahunan (%)				
	Struktur	Kelengkapan Pengangkutan	Jentera dan Kelengkapan	Aset Lain	Jumlah	Struktur	Kelengkapan Pengangkutan	Jentera dan Kelengkapan	Aset Lain	Jumlah
Pengangkutan, Penyimpanan dan Komunikasi	138.5	56.0	20.1	1.0	215.7	1.3	10.6	10.9	-13.8	4.3
Kewangan, Insurans, Hartanah dan Perkhidmatan Perniagaan	205.3	2.6	5.2	1.6	214.7	3.8	36.4	6.2	25.8	4.3
Utiliti	79.0	0.2	16.9	0.6	96.8	0.4	2.4	2.3	-4.6	0.7
Perdagangan Borong dan Runcit, Penginapan dan Restoran	41.3	7.6	6.3	0.1	55.3	9.4	15.9	2.2	7.5	9.4
Perkhidmatan-perkhidmatan Lain	8.2	0.7	4.7	5.5	19.1	10.6	28.1	7.5	16.6	12.1
Perkhidmatan Kerajaan	336.3	4.0	27.0	4.0	371.3	3.5	45.5	-8.8	4.4	2.8
Jumlah	808.7	71.2	80.2	12.7	972.8	3.2	13.6	0.7	9.4	3.8

Jadual 6 menunjukkan SMB dalam sektor Perkhidmatan adalah RM972.8 bilion pada tahun 2012 dengan pertumbuhan 3.8 peratus. Peningkatan ini disokong oleh pengembangan dalam subsektor Pengangkutan, Penyimpanan & Komunikasi dan Kewangan, Insurans, Hartanah & Perkhidmatan Perniagaan masing-masing tumbuh 4.3 peratus. Dari segi jenis aset, Kelengkapan Pengangkutan dalam sektor Perkhidmatan meningkat 13.6 peratus dirangsang oleh pertumbuhan dua digit dalam subsektor Perkhidmatan kecuali Utiliti (2.4 peratus). Aset Lain bagi Kewangan, Insurans, Hartanah & Perkhidmatan Perniagaan dan Perkhidmatan-perkhidmatan Lain masing-masing meningkat sebanyak 25.8 peratus dan 16.6 peratus.

Carta 4: Pembahagian Peratus SMB, 2012 bagi Perkhidmatan pada Harga Malar 2005



Dari segi pembahagian peratus, Perkhidmatan Kerajaan menyumbang 38.2 peratus kepada jumlah sektor Perkhidmatan, sementara Pengangkutan, Penyimpanan dan Komunikasi mencatatkan 22.2 peratus. Kewangan, Insurans, Hartanah dan Perkhidmatan Perniagaan terus kukuh kepada 22.1 peratus.

RINGKASAN PENEMUAN

STOK MODAL PRODUKTIF

Jadual 7 menunjukkan SMP yang menggambarkan keupayaan produktif bagi stok harta tetap pada harga malar mencatatkan RM1.8 trilion pada tahun 2012 dengan sektor Perkhidmatan merupakan penyumbang utama dengan nilai RM1.3 trilion. Ini diikuti oleh sektor Pembuatan dan Perlombongan & Kuari yang masing-masing mencatatkan RM268.5 bilion dan RM247.4 bilion. SMP mencatatkan pertumbuhan 5.7 peratus disokong oleh peningkatan dalam Perlombongan dan Kuari 15.2 peratus, Pembinaan (9.4 peratus), Pertanian (5.9 peratus), Pembuatan (4.9 peratus) dan Perkhidmatan (4.2 peratus). Dari segi jenis aset, Kelengkapan Pengangkutan tumbuh sebanyak 13.0 peratus. Manakala Aset Lain seperti Cari Gali Mineral, Tanaman Modal dan Ternakan berkembang sebanyak 11.8 peratus.

Jadual 7 : SMP mengikut Jenis Aktiviti Ekonomi dan Jenis Aset, 2012 pada Harga Malar 2005

Aktiviti	RM Bilion					Perubahan Peratusan Tahunan (%)				
	Struktur	Kelengkapan Pengangkutan	Jentera dan Kelengkapan	Aset Lain	Jumlah	Struktur	Kelengkapan Pengangkutan	Jentera dan Kelengkapan	Aset Lain	Jumlah
Pertanian	16.2	2.4	5.3	21.3	45.2	3.6	13.8	4.4	7.4	5.9
Perlombongan dan Kuari	6.7	0.2	41.4	199.1	247.4	-1.0	-4.4	34.6	12.5	15.2
Pembuatan	102.7	4.4	134.5	26.8	268.5	5.4	3.8	3.3	11.4	4.9
Pembinaan	8.9	3.7	6.9	0.3	19.8	3.7	14.3	15.1	10.1	9.4
Perkhidmatan	1,021.5	101.2	121.2	19.3	1,263.1	3.5	13.4	1.8	10.6	4.2
Jumlah	1,155.9	112.0	309.3	266.7	1,843.9	3.7	13.0	6.2	11.8	5.7

SUMMARY FINDINGS

CAPITAL STOCKS, MALAYSIA 2005-2012

OVERALL PERFORMANCE

Malaysia's overall capital stock showed an increasing trend from 2005 to 2012 at both current and constant prices. Based on Table 1, the **Gross Capital Stock (GKS)** which reflects the accumulated investment increased from RM1.7 trillion in 2005 to RM3.0 trillion in 2012, with an average annual growth of 7.6 per cent. **Net Capital Stock (NKS)** which represents the wealth of Malaysian economy strengthened during the eight years period with an average annual growth of 7.5 per cent (2012: RM1.9 trillion; 2005: RM1.1 trillion). In line with the improved performance of investment, **Productive Capital Stock (PKS)** that shows the productive assets in the economy continued to grow from RM1.4 trillion in 2005 to RM2.5 trillion in 2012. **Consumption of Fixed Capital (COFC)** which indicates the foreseen obsolescence of the capital assets stood at RM136.8 billion in 2012.

Table 1 : Capital Stock Statistics, 2005-2012 at Current Prices

Year	End Year Value* - RM Billion				Annual Percentage Change (%)			
	GKS	NKS	PKS	COFC	GKS	NKS	PKS	COFC
2005	1,660.8	1,072.9	1,369.1	80.3	7.7	8.2	8.2	6.1
2006	1,798.8	1,164.6	1,488.2	87.4	8.3	8.5	8.7	8.8
2007	1,975.9	1,284.2	1,642.5	95.7	9.8	10.3	10.4	9.5
2008	2,134.2	1,382.8	1,774.7	104.1	8.0	7.7	8.0	8.8
2009	2,351.3	1,517.6	1,954.9	111.8	10.2	9.8	10.2	7.4
2010	2,589.8	1,664.8	2,149.6	120.0	10.1	9.7	10.0	7.4
2011	2,931.1	1,883.6	2,435.2	131.7	13.2	13.1	13.3	9.8
2012	2,978.8	1,909.7	2,472.0	136.8	1.6	1.4	1.5	3.9

*Except COFC

GKS at constant price registered a growth of 5.7 per cent in 2012 with a value of RM2.2 trillion compared to the previous year (2011: RM2.1 trillion). NKS and PKS increased 5.7 per cent with a value of RM1.4 trillion and RM1.8 trillion respectively. Meanwhile, the COFC grew 5.9 per cent in 2012 (Table 2).

Table 2 : Capital Stock Statistics, 2005-2012 at Constant 2005 Price

Year	End Year Value* - RM Billion				Annual Percentage Change (%)			
	GKS	NKS	PKS	COFC	GKS	NKS	PKS	COFC
2005	1,660.8	1,072.9	1,369.1	80.3	3.9	3.9	4.1	3.4
2006	1,726.8	1,113.8	1,425.4	84.9	4.0	3.8	4.1	5.7
2007	1,803.3	1,160.5	1,490.2	90.5	4.4	4.2	4.5	6.6
2008	1,882.7	1,206.0	1,555.2	96.3	4.4	3.9	4.4	6.4
2009	1,952.3	1,240.6	1,609.1	99.8	3.7	2.9	3.5	3.6
2010	2,036.1	1,287.5	1,675.4	103.5	4.3	3.8	4.1	3.7
2011	2,123.6	1,335.1	1,743.9	108.1	4.3	3.7	4.1	4.5
2012	2,245.2	1,411.9	1,843.9	114.6	5.7	5.7	5.7	5.9

*Except COFC

SUMMARY FINDINGS

GROSS CAPITAL STOCK

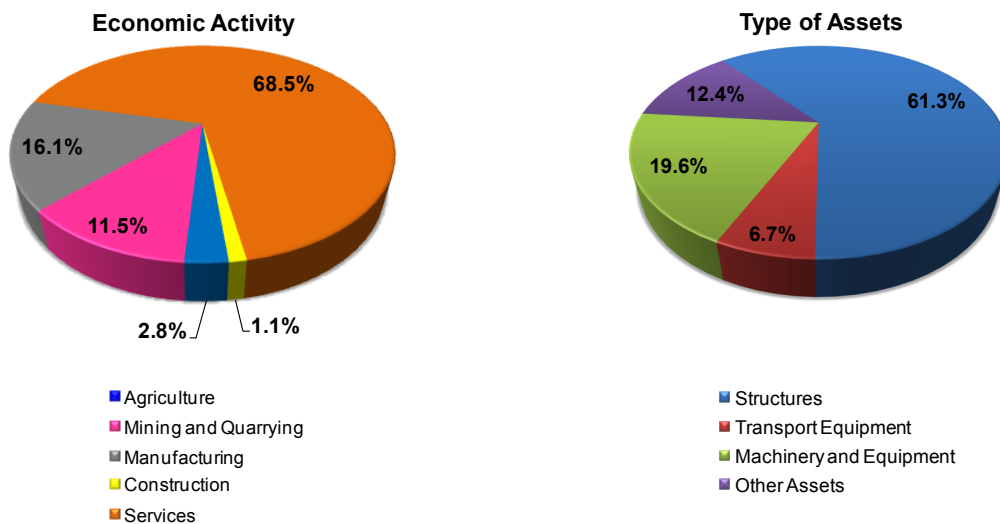
In 2012, the GKS at constant price increased to RM2.2 trillion by registering 5.7 per cent growth as compared to 4.3 per cent in the previous year. The expansion was driven by Mining & Quarrying sector with a growth of 15.4 per cent and Construction sector with 9.0 per cent (Table 3). Meanwhile the Services and Manufacturing sectors grew 4.7 per cent and 3.8 per cent respectively. In terms of share, the Services sector contributed 68.5 per cent, while the Manufacturing sector recorded 16.1 per cent in 2012 (Chart 1). Subsectors of Wholesale & Retail Trade, Accommodation & Restaurants (9.1 per cent); Transport, Storage & Communication (6.1 per cent) and Finance, Insurance, Real Estate & Business Services (4.2 per cent) were the contributors of growth for the Services sector.

Table 3 : GKS by Kind of Economic Activity and Type of Assets, 2012 at Constant 2005 Price

Activity	Annual Percentage Change (%)				Total
	Structures	Transport Equipment	Machinery and Equipment	Other Assets	
Agriculture	2.5	13.1	4.1	6.4	5.0
Mining and Quarrying	0.0	1.8	33.1	12.5	15.4
Manufacturing	5.6	-0.7	1.8	11.8	3.8
Construction	3.5	13.7	13.9	12.6	9.0
Services	3.9	13.0	3.2	11.8	4.7
Total	4.0	12.4	5.4	11.7	5.7

By type of assets, Structures which consist of Residential, Non Residential and Other Construction with a share of 61.3 per cent grew 4.0 per cent, while Machinery and Equipment (19.6 per cent share) increased 5.4 per cent as compared to the previous year. Other Assets such as Mineral Exploration, Capitalised Planting and Livestock posted 11.7 per cent.

Chart 1: Percentage Share of GKS, 2012 at Constant 2005 Price



NET CAPITAL STOCK

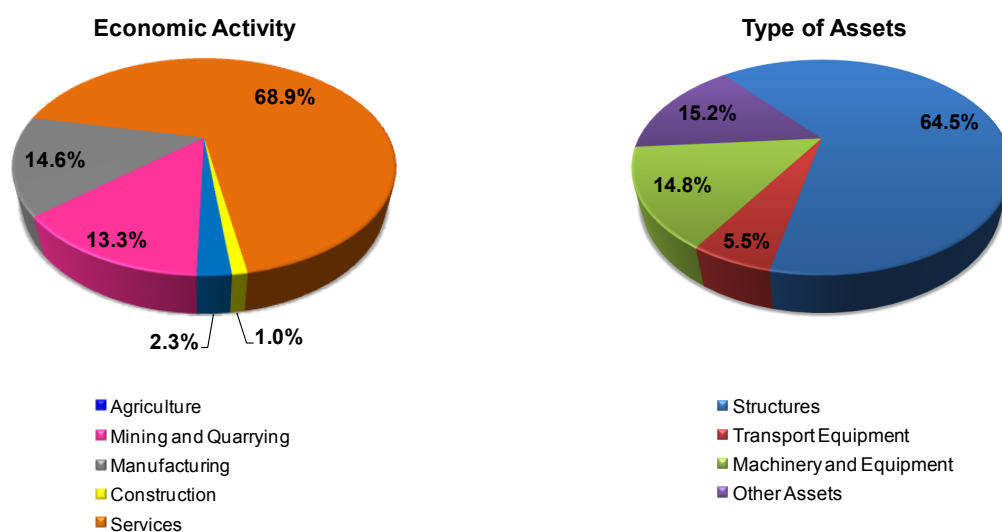
NKS which reflect the market value of the stock of fixed assets in the economy increased 5.7 per cent to attain RM1.4 trillion in 2012 as compared to 3.7 per cent in the previous year (Table 4). This was backed by the increase in the Mining and Quarrying 15.4 per cent, Construction (9.6 per cent), Agriculture (7.0 per cent), Manufacturing (5.9 per cent) and Services (3.8 per cent). Services sector was the largest contributor with a share of 68.9 per cent followed by the Manufacturing (14.6 per cent) and Mining & Quarrying (13.3 per cent) in 2012 (Chart 2).

Table 4 : NKS by Kind of Economic Activity and Type of Assets, 2012 at Constant 2005 Price

Activity	Annual Percentage Change (%)				Total
	Structures	Transport Equipment	Machinery and Equipment	Other Assets	
Agriculture	5.3	14.9	5.3	7.9	7.0
Mining and Quarrying	-2.5	-14.7	35.1	12.9	15.4
Manufacturing	5.5	7.4	5.6	9.4	5.9
Construction	4.0	13.9	15.8	7.8	9.6
Services	3.2	13.6	0.7	9.4	3.8
Total	3.4	13.3	7.4	12.0	5.7

In terms of assets, Transport Equipment increased by 13.3 per cent in 2012, mainly supported by the Agriculture sector with a growth of 14.9 per cent and Construction 13.9 per cent as shown in Table 4. Machinery and Equipment for the Mining and Quarrying sector grew 35.1 per cent, while the Machinery and Equipment in the Construction sector recorded 15.8 per cent. Other Assets in the Mining and Quarrying sector increased by 12.9 per cent, while the Services and Manufacturing sector recorded a growth of 9.4 per cent respectively. Structures remained as the largest assets in the Malaysia's economy with a share of 64.5 per cent in 2012.

Chart 2: Percentage Share of NKS, 2012 at Constant 2005 Price



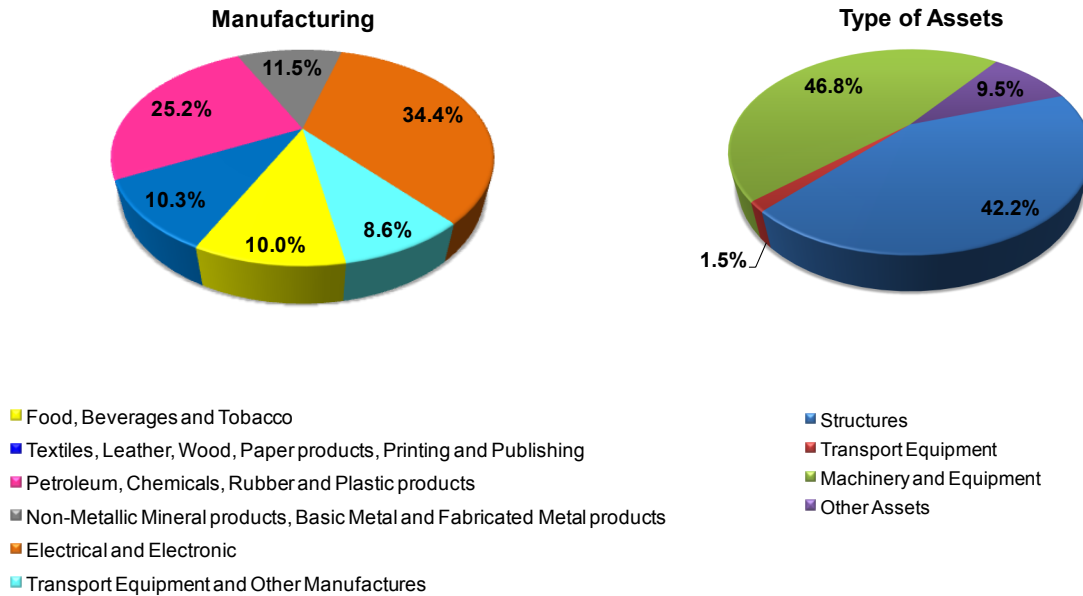
SUMMARY FINDINGS

Table 5 : NKS by Manufacturing Activity and Type of Assets, 2012 at Constant 2005 Price

Services	RM Billion					Annual Percentage Change (%)				
	Structures	Transport Equipment	Machinery and Equipment	Other Assets	Total	Structures	Transport Equipment	Machinery and Equipment	Other Assets	Total
Food, Beverages and Tobacco	7.9	0.5	9.8	0.5	18.8	5.6	5.8	15.4	7.2	10.6
Textiles, Leather, Wood, Paper products, Printing and Publishing	10.7	0.6	7.8	0.3	19.3	-2.3	5.4	10.7	11.0	2.9
Petroleum, Chemicals, Rubber and Plastic products	19.4	0.5	25.1	2.2	47.3	16.4	23.1	12.7	13.8	14.3
Non-Metallic Mineral Products, Basic Metal and Fabricated Metal products	9.5	0.6	10.7	0.7	21.5	2.7	2.0	1.2	20.1	2.4
Electrical and Electronic	24.6	0.4	27.0	12.4	64.3	3.3	5.3	-3.7	7.6	1.0
Transport Equipment and Other Manufactures	6.8	0.2	7.3	1.8	16.0	2.2	2.5	10.1	13.6	6.9
Total	79.0	2.8	87.7	17.8	187.2	5.5	7.4	5.6	9.4	5.9

Electrical and Electronic subsector was the largest contributor (34.4 per cent) to the Manufacturing sector in 2012 with a value of RM64.3 billion. Meanwhile, the Petroleum, Chemicals, Rubber and Plastic products recorded a value of RM47.3 billion with a share of 25.2 per cent. In addition, the share of Non-Metallic Mineral products, Basic Metal and Fabricated Metal products was 11.5 per cent in 2012 (Chart 3).

Chart 3: Percentage Share of NKS for Manufacturing, 2012 at Constant 2005 Price



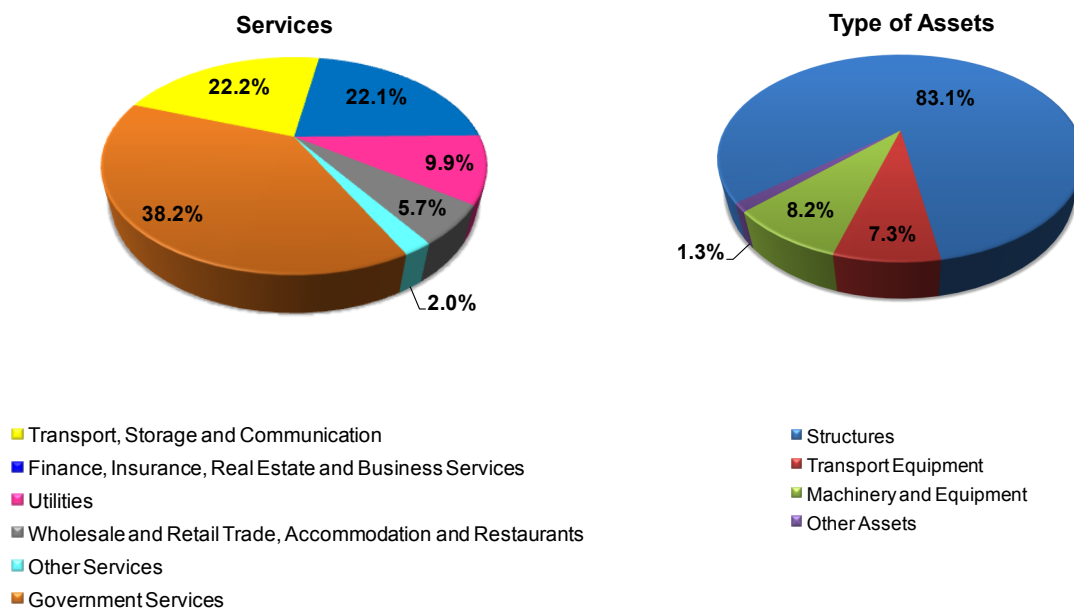
By type of assets, a growth of 23.1 per cent was recorded in the Transport Equipment for the Petroleum, Chemicals, Rubber and Plastic products subsector, while the Machinery and Equipment in the Food, Beverage and Tobacco subsector grew 15.4 per cent.

Table 6 : NKS by Services Activity and Type of Assets, 2012 at Constant 2005 Price

Services	RM Billion					Annual Percentage Change (%)				
	Structures	Transport Equipment	Machinery and Equipment	Other Assets	Total	Structures	Transport Equipment	Machinery and Equipment	Other Assets	Total
Transport, Storage and Communication	138.5	56.0	20.1	1.0	215.7	1.3	10.6	10.9	-13.8	4.3
Finance, Insurance, Real Estate and Business Services	205.3	2.6	5.2	1.6	214.7	3.8	36.4	6.2	25.8	4.3
Utilities	79.0	0.2	16.9	0.6	96.8	0.4	2.4	2.3	-4.6	0.7
Wholesale and Retail Trade, Accommodation and Restaurants	41.3	7.6	6.3	0.1	55.3	9.4	15.9	2.2	7.5	9.4
Other Services	8.2	0.7	4.7	5.5	19.1	10.6	28.1	7.5	16.6	12.1
Government Services	336.3	4.0	27.0	4.0	371.3	3.5	45.5	-8.8	4.4	2.8
Total	808.7	71.2	80.2	12.7	972.8	3.2	13.6	0.7	9.4	3.8

Table 6 shows the NKS in the Services sector was RM972.8 billion in 2012 with a growth of 3.8 per cent. The increase was supported by the expansion in the Transport, Storage & Communication and Finance, Insurance, Real Estate & Business Services subsectors which grew 4.3 per cent respectively. By type of assets, Transport Equipment in the Services sector grew 13.6 per cent boosted by a double-digit growth in the Services subsectors except Utilities (2.4 per cent). Other Assets in the Finance, Insurance, Real Estate & Business Services and Other Services increased by 25.8 per cent and 16.6 per cent respectively.

Chart 4: Percentage Share of NKS for Services, 2012 at Constant 2005 Price



In terms of share, the Government Services contributed 38.2 per cent to the total Services sector while Transport, Storage and Communication registered 22.2 per cent. Finance, Insurance, Real Estate and Business Services augmented further to 22.1 per cent.

SUMMARY FINDINGS

PRODUCTIVE CAPITAL STOCK

Table 7 indicates the PKS which reflect the productive capacity of stock of fixed assets at constant price recorded RM1.8 trillion in 2012 with Services sector as the main impetus with a value of RM1.3 trillion. This was followed by the Manufacturing and Mining & Quarrying sectors which posted RM268.5 billion and RM247.4 billion respectively. The PKS registered 5.7 per cent growth supported by the increase in the Mining and Quarrying 15.2 per cent, Construction (9.4 per cent), Agriculture (5.9 per cent), Manufacturing (4.9 per cent) and Services (4.2 per cent). In terms of type of assets, Transport Equipment grew 13.0 per cent. Meanwhile, Other Assets such as Mineral Exploration, Capitalised Planting and Livestock expanded 11.8 per cent.

Table 7 : PKS by Kind of Economic Activity and Type of Assets, 2012 at Constant 2005 Price

Activity	RM Billion					Annual Percentage Change (%)				
	Structures	Transport Equipment	Machinery and Equipment	Other Assets	Total	Structures	Transport Equipment	Machinery and Equipment	Other Assets	Total
Agriculture	16.2	2.4	5.3	21.3	45.2	3.6	13.8	4.4	7.4	5.9
Mining and Quarrying	6.7	0.2	41.4	199.1	247.4	-1.0	-4.4	34.6	12.5	15.2
Manufacturing	102.7	4.4	134.5	26.8	268.5	5.4	3.8	3.3	11.4	4.9
Construction	8.9	3.7	6.9	0.3	19.8	3.7	14.3	15.1	10.1	9.4
Services	1,021.5	101.2	121.2	19.3	1,263.1	3.5	13.4	1.8	10.6	4.2
Total	1,155.9	112.0	309.3	266.7	1,843.9	3.7	13.0	6.2	11.8	5.7


**Jadual Ringkasan mengikut
Jenis Aktiviti Ekonomi**
*Summary Tables by
Kind of Economic Activity*

Stok Modal Kasar
Gross Capital Stock

Stok Modal Bersih
Net Capital Stock

Stok Modal Produktif
Productive Capital Stock

Penggunaan Modal Tetap
Consumption of Fixed Capital



Jenis Aktiviti Ekonomi Kind of Economic Activity	2005	2006	2007	2008	2009	2010	2011 ^e	2012 ^p
A. Nilai Akhir Tahun (RM Juta) A. End Year Value (RM Million)								
1. Pertanian <i>Agriculture</i>	49,741	52,836	55,988	63,779	64,589	70,622	79,941	81,238
2. Perlombongan dan kuari <i>Mining and quarrying</i>	122,914	146,529	187,223	217,028	251,208	270,240	332,917	379,827
3. Pembuatan <i>Manufacturing</i>	305,333	325,651	338,625	355,858	367,539	388,457	418,979	432,223
3.1 Makanan, minuman dan tembakau <i>Food, beverages and tobacco</i>	22,088	23,724	25,377	27,823	30,559	33,319	37,494	40,279
3.2 Produk tekstil, kulit, kayu, kertas, cetakan dan terbitan <i>Textiles, leather, wood, paper products, printing and publishing</i>	43,755	44,098	44,395	44,939	45,756	46,896	49,416	49,501
3.3 Produk petroleum, kimia, getah dan plastik <i>Petroleum, chemicals, rubber and plastic products</i>	65,994	71,366	76,782	83,112	85,698	91,704	99,111	106,599
3.4 Produk mineral bukan logam, logam asas dan produk logam yang direka <i>Non-metallic mineral products, basic metal and fabricated metal products</i>	34,420	35,032	35,297	37,771	39,432	43,102	47,659	48,811
3.5 Elektrik dan elektronik <i>Electrical and electronic</i>	116,591	126,875	130,970	135,063	136,551	142,031	151,279	151,627
3.6 Kelengkapan pengangkutan dan pembuatan lain <i>Transport equipment and other manufactures</i>	22,486	24,556	25,804	27,149	29,544	31,406	34,021	35,407
4. Pembinaan <i>Construction</i>	17,389	18,497	20,467	22,032	23,516	26,091	29,395	31,512
5. Perkhidmatan <i>Services</i>	1,165,449	1,255,290	1,373,564	1,475,489	1,644,457	1,834,425	2,069,917	2,053,955
5.1 Perkhidmatan perantara <i>Intermediate services</i>	568,419	603,770	652,841	690,204	760,590	841,144	945,148	949,881
5.1.1 Pengangkutan, penyimpanan dan komunikasi <i>Transport, storage and communication</i>	275,407	287,226	307,193	318,436	347,724	383,299	426,016	412,398
5.1.2 Kewangan, insurans, hartanah dan perkhidmatan perniagaan <i>Finance, insurance, real estate and business services</i>	293,012	316,544	345,648	371,767	412,867	457,845	519,131	537,484
5.2 Perkhidmatan akhir <i>Final services</i>	208,749	224,631	248,455	269,443	302,985	339,871	386,993	383,091
5.2.1 Utiliti <i>Utilities</i>	141,144	150,765	165,314	175,992	194,845	215,065	240,992	224,956
5.2.2 Perdagangan borong dan runcit, penginapan dan restoran <i>Wholesale and retail trade, accommodation and restaurants</i>	51,814	56,793	63,981	72,198	83,046	95,408	111,573	120,329
5.2.3 Perkhidmatan-perkhidmatan lain <i>Other services</i>	15,792	17,074	19,161	21,252	25,095	29,397	34,428	37,806
5.3 Perkhidmatan kerajaan <i>Government services</i>	388,281	426,889	472,269	515,843	580,882	653,410	737,776	720,983
Jumlah SMK <i>Total GKS</i>	1,660,826	1,798,803	1,975,868	2,134,187	2,351,309	2,589,835	2,931,150	2,978,755
B. Perubahan Peratusan Tahunan B. Annual Percentage Change								
1. Pertanian <i>Agriculture</i>	-0.5	6.2	6.0	13.9	1.3	9.3	13.2	1.6
2. Perlombongan dan kuari <i>Mining and quarrying</i>	26.5	19.2	27.8	15.9	15.7	7.6	23.2	14.1
3. Pembuatan <i>Manufacturing</i>	7.1	6.7	4.0	5.1	3.3	5.7	7.9	3.2
3.1 Makanan, minuman dan tembakau <i>Food, beverages and tobacco</i>	10.7	7.4	7.0	9.6	9.8	9.0	12.5	7.4
3.2 Produk tekstil, kulit, kayu, kertas, cetakan dan terbitan <i>Textiles, leather, wood, paper products, printing and publishing</i>	2.3	0.8	0.7	1.2	1.8	2.5	5.4	0.2
3.3 Produk petroleum, kimia, getah dan plastik <i>Petroleum, chemicals, rubber and plastic products</i>	7.3	8.1	7.6	8.2	3.1	7.0	8.1	7.6
3.4 Produk mineral bukan logam, logam asas dan produk logam yang direka <i>Non-metallic mineral products, basic metal and fabricated metal products</i>	5.9	1.8	0.8	7.0	4.4	9.3	10.6	2.4
3.5 Elektrik dan elektronik <i>Electrical and electronic</i>	8.6	8.8	3.2	3.1	1.1	4.0	6.5	0.2
3.6 Kelengkapan pengangkutan dan pembuatan lain <i>Transport equipment and other manufactures</i>	7.9	9.2	5.1	5.2	8.8	6.3	8.3	4.1
4. Pembinaan <i>Construction</i>	5.9	6.4	10.7	7.6	6.7	10.9	12.7	7.2
5. Perkhidmatan <i>Services</i>	6.6	7.7	9.4	7.4	11.5	11.6	12.8	-0.8
5.1 Perkhidmatan perantara <i>Intermediate services</i>	5.0	6.2	8.1	5.7	10.2	10.6	12.4	0.5
5.1.1 Pengangkutan, penyimpanan dan komunikasi <i>Transport, storage and communication</i>	2.6	4.3	7.0	3.7	9.2	10.2	11.1	-3.2
5.1.2 Kewangan, insurans, hartanah dan perkhidmatan perniagaan <i>Finance, insurance, real estate and business services</i>	7.4	8.0	9.2	7.6	11.1	10.9	13.4	3.5
5.2 Perkhidmatan akhir <i>Final services</i>	8.1	7.6	10.6	8.4	12.4	12.2	13.9	-1.0
5.2.1 Utiliti <i>Utilities</i>	7.9	6.8	9.6	6.5	10.7	10.4	12.1	-6.7
5.2.2 Perdagangan borong dan runcit, penginapan dan restoran <i>Wholesale and retail trade, accommodation and restaurants</i>	7.3	9.6	12.7	12.8	15.0	14.9	16.9	7.8
5.2.3 Perkhidmatan-perkhidmatan lain <i>Other services</i>	12.3	8.1	12.2	10.9	18.1	17.1	17.1	9.8
5.3 Perkhidmatan kerajaan <i>Government services</i>	8.2	9.9	10.6	9.2	12.6	12.5	12.9	-2.3
Jumlah SMK <i>Total GKS</i>	7.7	8.3	9.8	8.0	10.2	10.1	13.2	1.6

Jadual 1.1.0
Table

SMK mengikut Jenis Aktiviti Ekonomi pada Harga Semasa
GKS by Kind of Economic Activity at Current Prices

Jenis Aktiviti Ekonomi Kind of Economic Activity	2005	2006	2007	2008	2009	2010	2011 ^e	2012 ^p
C. Pembahagian Peratus SMK C. Percentage Share of GKS								
1. Pertanian Agriculture	3.0	2.9	2.8	3.0	2.7	2.7	2.7	2.7
2. Perlombongan dan kuari Mining and quarrying	7.4	8.1	9.5	10.2	10.7	10.4	11.4	12.8
3. Pembuatan Manufacturing	18.4	18.1	17.1	16.7	15.6	15.0	14.3	14.5
3.1 Makanan, minuman dan tembakau Food, beverages and tobacco	1.3	1.3	1.3	1.3	1.3	1.3	1.3	1.4
3.2 Produk tekstil, kulit, kayu, kertas, cetakan dan terbitan Textiles, leather, wood, paper products, printing and publishing	2.6	2.5	2.2	2.1	1.9	1.8	1.7	1.7
3.3 Produk petroleum, kimia, getah dan plastik Petroleum, chemicals, rubber and plastic products	4.0	4.0	3.9	3.9	3.6	3.5	3.4	3.6
3.4 Produk mineral bukan logam, logam asas dan produk logam yang direka Non-metallic mineral products, basic metal and fabricated metal products	2.1	1.9	1.8	1.8	1.7	1.7	1.6	1.6
3.5 Elektrik dan elektronik Electrical and electronic	7.0	7.1	6.6	6.3	5.8	5.5	5.2	5.1
3.6 Kelengkapan pengangkutan dan pembuatan lain Transport equipment and other manufactures	1.4	1.4	1.3	1.3	1.3	1.2	1.2	1.2
4. Pembinaan Construction	1.0	1.0	1.0	1.0	1.0	1.0	1.0	1.1
5. Perkhidmatan Services	70.2	69.8	69.5	69.1	69.9	70.8	70.6	69.0
5.1 Perkhidmatan perantara Intermediate services	34.2	33.6	33.0	32.3	32.3	32.5	32.2	31.9
5.1.1 Pengangkutan, penyimpanan dan komunikasi Transport, storage and communication	16.6	16.0	15.5	14.9	14.8	14.8	14.5	13.8
5.1.2 Kewangan, insurans, hartanah dan perkhidmatan perniagaan Finance, insurance, real estate and business services	17.6	17.6	17.5	17.4	17.6	17.7	17.7	18.0
5.2 Perkhidmatan akhir Final services	12.6	12.5	12.6	12.6	12.9	13.1	13.2	12.9
5.2.1 Utiliti Utilities	8.5	8.4	8.4	8.2	8.3	8.3	8.2	7.6
5.2.2 Perdagangan borong dan runcit, penginapan dan restoran Wholesale and retail trade, accommodation and restaurants	3.1	3.2	3.2	3.4	3.5	3.7	3.8	4.0
5.2.3 Perkhidmatan-perkhidmatan lain Other services	1.0	0.9	1.0	1.0	1.1	1.1	1.2	1.3
5.3 Perkhidmatan kerajaan Government services	23.4	23.7	23.9	24.2	24.7	25.2	25.2	24.2
Jumlah SMK Total GKS	100.0	100.0	100.0	100.0	100.0	100.0	100.0	100.0
D. Pembahagian Peratus Pembuatan D. Percentage Share to Manufacturing								
3. Pembuatan Manufacturing								
3.1 Makanan, minuman dan tembakau Food, beverages and tobacco	7.2	7.3	7.5	7.8	8.3	8.6	8.9	9.3
3.2 Produk tekstil, kulit, kayu, kertas, cetakan dan terbitan Textiles, leather, wood, paper products, printing and publishing	14.3	13.5	13.1	12.6	12.4	12.1	11.8	11.5
3.3 Produk petroleum, kimia, getah dan plastik Petroleum, chemicals, rubber and plastic products	21.6	21.9	22.7	23.4	23.3	23.6	23.7	24.7
3.4 Produk mineral bukan logam, logam asas dan produk logam yang direka Non-metallic mineral products, basic metal and fabricated metal products	11.3	10.8	10.4	10.6	10.7	11.1	11.4	11.3
3.5 Elektrik dan elektronik Electrical and electronic	38.2	39.0	38.7	38.0	37.2	36.6	36.1	35.1
3.6 Kelengkapan pengangkutan dan pembuatan lain Transport equipment and other manufactures	7.4	7.5	7.6	7.6	8.0	8.1	8.1	8.2
Jumlah Pembuatan Total Manufacturing	100.0	100.0	100.0	100.0	100.0	100.0	100.0	100.0
E. Pembahagian Peratus Perkhidmatan E. Percentage Share to Services								
5. Perkhidmatan Services								
5.1 Perkhidmatan perantara Intermediate services	48.8	48.1	47.5	46.8	46.3	45.9	45.7	46.2
5.1.1 Pengangkutan, penyimpanan dan komunikasi Transport, storage and communication	23.6	22.9	22.4	21.6	21.1	20.9	20.6	20.1
5.1.2 Kewangan, insurans, hartanah dan perkhidmatan perniagaan Finance, insurance, real estate and business services	25.1	25.2	25.2	25.2	25.1	25.0	25.1	26.2
5.2 Perkhidmatan akhir Final services	17.9	17.9	18.1	18.3	18.4	18.5	18.7	18.7
5.2.1 Utiliti Utilities	12.1	12.0	12.0	11.9	11.8	11.7	11.6	11.0
5.2.2 Perdagangan borong dan runcit, penginapan dan restoran Wholesale and retail trade, accommodation and restaurants	4.4	4.5	4.7	4.9	5.1	5.2	5.4	5.9
5.2.3 Perkhidmatan-perkhidmatan lain Other services	1.4	1.4	1.4	1.4	1.5	1.6	1.7	1.8
5.3 Perkhidmatan kerajaan Government services	33.3	34.0	34.4	35.0	35.3	35.6	35.6	35.1
Jumlah Perkhidmatan Total Services	100.0	100.0	100.0	100.0	100.0	100.0	100.0	100.0

Jenis Aktiviti Ekonomi Kind of Economic Activity	2005	2006	2007	2008	2009	2010	2011 ^e	2012 ^p
A. Nilai Akhir Tahun (RM Juta) A. End Year Value (RM Million)								
1. Pertanian <i>Agriculture</i>	49,741	50,694	52,162	53,666	55,306	57,222	59,653	62,642
2. Perlombongan dan kuari <i>Mining and quarrying</i>	122,914	132,465	146,586	163,401	181,584	201,748	222,928	257,339
3. Pembuatan <i>Manufacturing</i>	305,333	316,981	322,657	332,052	330,054	337,295	347,885	360,982
3.1 Makanan, minuman dan tembakau <i>Food, beverages and tobacco</i>	22,088	23,047	24,015	25,732	27,102	28,480	30,635	33,376
3.2 Produk tekstil, kulit, kayu, kertas, cetakan dan terbitan <i>Textiles, leather, wood, paper products, printing and publishing</i>	43,755	42,828	41,915	41,359	40,026	39,098	38,819	39,336
3.3 Produk petroleum, kimia, getah dan plastik <i>Petroleum, chemicals, rubber and plastic products</i>	65,994	69,524	73,341	77,820	77,330	80,236	83,141	89,905
3.4 Produk mineral bukan logam, logam asas dan produk logam yang direka <i>Non-metallic mineral products, basic metal and fabricated metal products</i>	34,420	34,085	33,554	35,091	35,115	37,022	39,141	40,240
3.5 Elektrik dan elektronik <i>Electrical and electronic</i>	116,591	123,610	125,312	126,790	124,066	125,313	128,019	128,511
3.6 Kelengkapan pengangkutan dan pembuatan lain <i>Transport equipment and other manufactures</i>	22,486	23,887	24,520	25,259	26,416	27,147	28,132	29,613
4. Pembinaan <i>Construction</i>	17,389	17,947	19,262	20,223	20,564	21,854	23,392	25,499
5. Perkhidmatan <i>Services</i>	1,165,449	1,208,710	1,262,583	1,313,327	1,364,764	1,417,977	1,469,734	1,538,725
5.1 Perkhidmatan perantara <i>Intermediate services</i>	568,419	581,700	600,825	615,216	633,172	653,302	675,162	709,667
5.1.1 Pengangkutan, penyimpanan dan komunikasi <i>Transport, storage and communication</i>	275,407	278,173	286,181	289,893	298,942	310,489	322,588	342,381
5.1.2 Kewangan, insurans, hartanah dan perkhidmatan perniagaan <i>Finance, insurance, real estate and business services</i>	293,012	303,526	314,644	325,322	334,231	342,813	352,575	367,286
5.2 Perkhidmatan akhir <i>Final services</i>	208,749	216,033	228,092	240,186	252,337	264,882	279,313	295,769
5.2.1 Utiliti <i>Utilities</i>	141,144	144,655	150,804	155,746	160,150	164,149	169,376	175,063
5.2.2 Perdagangan borong dan runcit, penginapan dan restoran <i>Wholesale and retail trade, accommodation and restaurants</i>	51,814	54,840	59,302	64,902	70,077	75,779	82,146	89,656
5.2.3 Perkhidmatan-perkhidmatan lain <i>Other services</i>	15,792	16,538	17,986	19,538	22,110	24,954	27,792	31,050
5.3 Perkhidmatan kerajaan <i>Government services</i>	388,281	410,977	433,667	457,925	479,254	499,794	515,259	533,289
Jumlah SMK <i>Total GKS</i>	1,660,826	1,726,796	1,803,250	1,882,669	1,952,271	2,036,096	2,123,593	2,245,187
B. Perubahan Peratusan Tahunan B. Annual Percentage Change								
1. Pertanian <i>Agriculture</i>	2.3	1.9	2.9	2.9	3.1	3.5	4.2	5.0
2. Perlombongan dan kuari <i>Mining and quarrying</i>	7.4	7.8	10.7	11.5	11.1	11.1	10.5	15.4
3. Pembuatan <i>Manufacturing</i>	4.4	3.8	1.8	2.9	-0.6	2.2	3.1	3.8
3.1 Makanan, minuman dan tembakau <i>Food, beverages and tobacco</i>	7.7	4.3	4.2	7.2	5.3	5.1	7.6	9.0
3.2 Produk tekstil, kulit, kayu, kertas, cetakan dan terbitan <i>Textiles, leather, wood, paper products, printing and publishing</i>	-0.4	-2.1	-2.1	-1.3	-3.2	-2.3	-0.7	1.3
3.3 Produk petroleum, kimia, getah dan plastik <i>Petroleum, chemicals, rubber and plastic products</i>	4.6	5.3	5.5	6.1	-0.6	3.8	3.6	8.1
3.4 Produk mineral bukan logam, logam asas dan produk logam yang direka <i>Non-metallic mineral products, basic metal and fabricated metal products</i>	3.2	-1.0	-1.6	4.6	0.1	5.4	5.7	2.8
3.5 Elektrik dan elektronik <i>Electrical and electronic</i>	5.7	6.0	1.4	1.2	-2.1	1.0	2.2	0.4
3.6 Kelengkapan pengangkutan dan pembuatan lain <i>Transport equipment and other manufactures</i>	5.1	6.2	2.7	3.0	4.6	2.8	3.6	5.3
4. Pembinaan <i>Construction</i>	3.1	3.2	7.3	5.0	1.7	6.3	7.0	9.0
5. Perkhidmatan <i>Services</i>	3.5	3.7	4.5	4.0	3.9	3.9	3.7	4.7
5.1 Perkhidmatan perantara <i>Intermediate services</i>	2.1	2.3	3.3	2.4	2.9	3.2	3.3	5.1
5.1.1 Pengangkutan, penyimpanan dan komunikasi <i>Transport, storage and communication</i>	0.1	1.0	2.9	1.3	3.1	3.9	3.9	6.1
5.1.2 Kewangan, insurans, hartanah dan perkhidmatan perniagaan <i>Finance, insurance, real estate and business services</i>	4.1	3.6	3.7	3.4	2.7	2.6	2.8	4.2
5.2 Perkhidmatan akhir <i>Final services</i>	4.8	3.5	5.6	5.3	5.1	5.0	5.4	5.9
5.2.1 Utiliti <i>Utilities</i>	4.4	2.5	4.3	3.3	2.8	2.5	3.2	3.4
5.2.2 Perdagangan borong dan runcit, penginapan dan restoran <i>Wholesale and retail trade, accommodation and restaurants</i>	4.4	5.8	8.1	9.4	8.0	8.1	8.4	9.1
5.2.3 Perkhidmatan-perkhidmatan lain <i>Other services</i>	9.1	4.7	8.8	8.6	13.2	12.9	11.4	11.7
5.3 Perkhidmatan kerajaan <i>Government services</i>	4.9	5.8	5.5	5.6	4.7	4.3	3.1	3.5
Jumlah SMK <i>Total GKS</i>	3.9	4.0	4.4	4.4	3.7	4.3	4.3	5.7

Jenis Aktiviti Ekonomi Kind of Economic Activity	2005	2006	2007	2008	2009	2010	2011 ^e	2012 ^p
C. Pembahagian Peratus SMK C. Percentage Share of GKS								
1. Pertanian <i>Agriculture</i>	3.0	2.9	2.9	2.9	2.8	2.8	2.8	2.8
2. Perlombongan dan kuari <i>Mining and quarrying</i>	7.4	7.7	8.1	8.7	9.3	9.9	10.5	11.5
3. Pembuatan <i>Manufacturing</i>	18.4	18.4	17.9	17.6	16.9	16.6	16.4	16.1
3.1 Makanan, minuman dan tembakau <i>Food, beverages and tobacco</i>	1.3	1.3	1.3	1.4	1.4	1.4	1.4	1.5
3.2 Produk tekstil, kulit, kayu, kertas, cetakan dan terbitan <i>Textiles, leather, wood, paper products, printing and publishing</i>	2.6	2.5	2.3	2.2	2.1	1.9	1.8	1.8
3.3 Produk petroleum, kimia, getah dan plastik <i>Petroleum, chemicals, rubber and plastic products</i>	4.0	4.0	4.1	4.1	4.0	3.9	3.9	4.0
3.4 Produk mineral bukan logam, logam asas dan produk logam yang direka <i>Non-metallic mineral products, basic metal and fabricated metal products</i>	2.1	2.0	1.9	1.9	1.8	1.8	1.8	1.8
3.5 Elektrik dan elektronik <i>Electrical and electronic</i>	7.0	7.2	6.9	6.7	6.4	6.2	6.0	5.7
3.6 Kelengkapan pengangkutan dan pembuatan lain <i>Transport equipment and other manufactures</i>	1.4	1.4	1.4	1.3	1.4	1.3	1.3	1.3
4. Pembinaan <i>Construction</i>	1.0	1.0	1.1	1.1	1.1	1.1	1.1	1.1
5. Perkhidmatan <i>Services</i>	70.2	70.0	70.0	69.8	69.9	69.6	69.2	68.5
5.1 Perkhidmatan perantara <i>Intermediate services</i>	34.2	33.7	33.3	32.7	32.4	32.1	31.8	31.6
5.1.1 Pengangkutan, penyimpanan dan komunikasi <i>Transport, storage and communication</i>	16.6	16.1	15.9	15.4	15.3	15.2	15.2	15.2
5.1.2 Kewangan, insurans, hartanah dan perkhidmatan perniagaan <i>Finance, insurance, real estate and business services</i>	17.6	17.6	17.4	17.3	17.1	16.8	16.6	16.4
5.2 Perkhidmatan akhir <i>Final services</i>	12.6	12.5	12.6	12.8	12.9	13.0	13.2	13.2
5.2.1 Utiliti <i>Utilities</i>	8.5	8.4	8.4	8.3	8.2	8.1	8.0	7.8
5.2.2 Perdagangan borong dan runcit, penginapan dan restoran <i>Wholesale and retail trade, accommodation and restaurants</i>	3.1	3.2	3.3	3.4	3.6	3.7	3.9	4.0
5.2.3 Perkhidmatan-perkhidmatan lain <i>Other services</i>	1.0	1.0	1.0	1.0	1.1	1.2	1.3	1.4
5.3 Perkhidmatan kerajaan <i>Government services</i>	23.4	23.8	24.0	24.3	24.5	24.5	24.3	23.8
Jumlah SMK <i>Total GKS</i>	100.0	100.0	100.0	100.0	100.0	100.0	100.0	100.0
D. Pembahagian Peratus Pembuatan D. Percentage Share to Manufacturing								
3. Pembuatan <i>Manufacturing</i>								
3.1 Makanan, minuman dan tembakau <i>Food, beverages and tobacco</i>	7.2	7.3	7.4	7.7	8.2	8.4	8.8	9.2
3.2 Produk tekstil, kulit, kayu, kertas, cetakan dan terbitan <i>Textiles, leather, wood, paper products, printing and publishing</i>	14.3	13.5	13.0	12.5	12.1	11.6	11.2	10.9
3.3 Produk petroleum, kimia, getah dan plastik <i>Petroleum, chemicals, rubber and plastic products</i>	21.6	21.9	22.7	23.4	23.4	23.8	23.9	24.9
3.4 Produk mineral bukan logam, logam asas dan produk logam yang direka <i>Non-metallic mineral products, basic metal and fabricated metal products</i>	11.3	10.8	10.4	10.6	10.6	11.0	11.3	11.1
3.5 Elektrik dan elektronik <i>Electrical and electronic</i>	38.2	39.0	38.8	38.2	37.6	37.2	36.8	35.6
3.6 Kelengkapan pengangkutan dan pembuatan lain <i>Transport equipment and other manufactures</i>	7.4	7.5	7.6	7.6	8.0	8.0	8.1	8.2
Jumlah Pembuatan <i>Total Manufacturing</i>	100.0	100.0	100.0	100.0	100.0	100.0	100.0	100.0
E. Pembahagian Peratus Perkhidmatan E. Percentage Share to Services								
5. Perkhidmatan <i>Services</i>								
5.1 Perkhidmatan perantara <i>Intermediate services</i>	48.8	48.1	47.6	46.8	46.4	46.1	45.9	46.1
5.1.1 Pengangkutan, penyimpanan dan komunikasi <i>Transport, storage and communication</i>	23.6	23.0	22.7	22.1	21.9	21.9	21.9	22.3
5.1.2 Kewangan, insurans, hartanah dan perkhidmatan perniagaan <i>Finance, insurance, real estate and business services</i>	25.1	25.1	24.9	24.8	24.5	24.2	24.0	23.9
5.2 Perkhidmatan akhir <i>Final services</i>	17.9	17.9	18.1	18.3	18.5	18.7	19.0	19.2
5.2.1 Utiliti <i>Utilities</i>	12.1	12.0	11.9	11.9	11.7	11.6	11.5	11.4
5.2.2 Perdagangan borong dan runcit, penginapan dan restoran <i>Wholesale and retail trade, accommodation and restaurants</i>	4.4	4.5	4.7	4.9	5.1	5.3	5.6	5.8
5.2.3 Perkhidmatan-perkhidmatan lain <i>Other services</i>	1.4	1.4	1.4	1.5	1.6	1.8	1.9	2.0
5.3 Perkhidmatan kerajaan <i>Government services</i>	33.3	34.0	34.3	34.9	35.1	35.2	35.1	34.7
Jumlah Perkhidmatan <i>Total Services</i>	100.0	100.0	100.0	100.0	100.0	100.0	100.0	100.0

Jadual **2.1.0**
Table

SMB mengikut Jenis Aktiviti Ekonomi pada Harga Semasa
NKS by Kind of Economic Activity at Current Prices

Jenis Aktiviti Ekonomi Kind of Economic Activity	2005	2006	2007	2008	2009	2010	2011 ^e	2012 ^p
A. Nilai Akhir Tahun (RM Juta) A. End Year Value (RM Million)								
1. Pertanian <i>Agriculture</i>	23,120	24,586	26,517	30,609	31,375	34,676	39,888	41,462
2. Perlombongan dan kuari <i>Mining and quarrying</i>	96,015	116,106	151,132	176,655	204,956	219,393	269,511	308,083
3. Pembuatan <i>Manufacturing</i>	167,176	175,538	178,183	185,328	186,472	198,979	219,754	230,329
3.1 Makanan, minuman dan tembakau <i>Food, beverages and tobacco</i>	12,656	13,329	14,079	15,563	17,109	18,580	21,214	23,047
3.2 Produk tekstil, kulit, kayu, kertas, cetakan dan terbitan <i>Textiles, leather, wood, paper products, printing and publishing</i>	22,532	22,392	22,431	22,736	22,807	23,220	24,611	24,785
3.3 Produk petroleum, kimia, getah dan plastik <i>Petroleum, chemicals, rubber and plastic products</i>	36,047	37,617	39,650	42,750	42,214	45,929	51,027	57,815
3.4 Produk mineral bukan logam, logam asas dan produk logam yang direka <i>Non-metallic mineral products, basic metal and fabricated metal products</i>	17,491	17,546	17,454	19,382	20,253	23,018	26,239	26,702
3.5 Elektrik dan elektronik <i>Electrical and electronic</i>	64,475	69,787	69,563	69,626	67,645	70,977	77,883	78,282
3.6 Kelengkapan pengangkutan dan pembuatan lain <i>Transport equipment and other manufactures</i>	13,976	14,867	15,006	15,271	16,445	17,255	18,779	19,699
4. Pembinaan <i>Construction</i>	8,956	9,875	11,457	12,432	12,983	14,457	16,414	17,688
5. Perkhidmatan <i>Services</i>	777,680	838,454	916,954	977,770	1,081,835	1,197,274	1,338,054	1,312,128
5.1 Perkhidmatan perantara <i>Intermediate services</i>	363,387	386,750	418,349	437,131	477,895	524,222	582,969	578,396
5.1.1 Pengangkutan, penyimpanan dan komunikasi <i>Transport, storage and communication</i>	181,759	192,473	208,395	213,527	232,513	254,887	279,499	263,840
5.1.2 Kewangan, insurans, hartanah dan perkhidmatan perniagaan <i>Finance, insurance, real estate and business services</i>	181,628	194,277	209,954	223,604	245,382	269,335	303,470	314,556
5.2 Perkhidmatan akhir <i>Final services</i>	130,506	140,648	155,498	167,179	185,188	203,708	228,368	224,688
5.2.1 Utiliti <i>Utilities</i>	91,975	97,043	105,038	109,440	117,767	125,916	137,331	125,775
5.2.2 Perdagangan borong dan runcit, penginapan dan restoran <i>Wholesale and retail trade, accommodation and restaurants</i>	28,887	33,405	38,966	44,883	52,003	59,629	69,751	75,395
5.2.3 Perkhidmatan-perkhidmatan lain <i>Other services</i>	9,643	10,199	11,494	12,856	15,419	18,163	21,286	23,518
5.3 Perkhidmatan kerajaan <i>Government services</i>	283,787	311,056	343,106	373,461	418,752	469,344	526,717	509,044
Jumlah SMB <i>Total NKS</i>	1,072,947	1,164,558	1,284,242	1,382,794	1,517,621	1,664,778	1,883,621	1,909,690
B. Perubahan Peratusan Tahunan B. Annual Percentage Change								
1. Pertanian <i>Agriculture</i>	-0.6	6.3	7.9	15.4	2.5	10.5	15.0	3.9
2. Perlombongan dan kuari <i>Mining and quarrying</i>	29.7	20.9	30.2	16.9	16.0	7.0	22.8	14.3
3. Pembuatan <i>Manufacturing</i>	5.3	5.0	1.5	4.0	0.6	6.7	10.4	4.8
3.1 Makanan, minuman dan tembakau <i>Food, beverages and tobacco</i>	10.5	5.3	5.6	10.5	9.9	8.6	14.2	8.6
3.2 Produk tekstil, kulit, kayu, kertas, cetakan dan terbitan <i>Textiles, leather, wood, paper products, printing and publishing</i>	1.6	-0.6	0.2	1.4	0.3	1.8	6.0	0.7
3.3 Produk petroleum, kimia, getah dan plastik <i>Petroleum, chemicals, rubber and plastic products</i>	1.7	4.4	5.4	7.8	-1.3	8.8	11.1	13.3
3.4 Produk mineral bukan logam, logam asas dan produk logam yang direka <i>Non-metallic mineral products, basic metal and fabricated metal products</i>	8.3	0.3	-0.5	11.0	4.5	13.7	14.0	1.8
3.5 Elektrik dan elektronik <i>Electrical and electronic</i>	7.2	8.2	-0.3	0.1	-2.8	4.9	9.7	0.5
3.6 Kelengkapan pengangkutan dan pembuatan lain <i>Transport equipment and other manufactures</i>	4.4	6.4	0.9	1.8	7.7	4.9	8.8	4.9
4. Pembinaan <i>Construction</i>	10.0	10.3	16.0	8.5	4.4	11.4	13.5	7.8
5. Perkhidmatan <i>Services</i>	6.9	7.8	9.4	6.6	10.6	10.7	11.8	-1.9
5.1 Perkhidmatan perantara <i>Intermediate services</i>	5.4	6.4	8.2	4.5	9.3	9.7	11.2	-0.8
5.1.1 Pengangkutan, penyimpanan dan komunikasi <i>Transport, storage and communication</i>	4.2	5.9	8.3	2.5	8.9	9.6	9.7	-5.6
5.1.2 Kewangan, insurans, hartanah dan perkhidmatan perniagaan <i>Finance, insurance, real estate and business services</i>	6.6	7.0	8.1	6.5	9.7	9.8	12.7	3.7
5.2 Perkhidmatan akhir <i>Final services</i>	10.9	7.8	10.6	7.5	10.8	10.0	12.1	-1.6
5.2.1 Utiliti <i>Utilities</i>	8.5	5.5	8.2	4.2	7.6	6.9	9.1	-8.4
5.2.2 Perdagangan borong dan runcit, penginapan dan restoran <i>Wholesale and retail trade, accommodation and restaurants</i>	17.9	15.6	16.6	15.2	15.9	14.7	17.0	8.1
5.2.3 Perkhidmatan-perkhidmatan lain <i>Other services</i>	14.6	5.8	12.7	11.8	19.9	17.8	17.2	10.5
5.3 Perkhidmatan kerajaan <i>Government services</i>	7.2	9.6	10.3	8.8	12.1	12.1	12.2	-3.4
Jumlah SMB <i>Total NKS</i>	8.2	8.5	10.3	7.7	9.8	9.7	13.1	1.4

Jadual **2.1.0**
Table

SMB mengikut Jenis Aktiviti Ekonomi pada Harga Semasa
NKS by Kind of Economic Activity at Current Prices

Jenis Aktiviti Ekonomi Kind of Economic Activity	2005	2006	2007	2008	2009	2010	2011 ^e	2012 ^p
C. Pembahagian Peratus SMB C. Percentage Share of NKS								
1. Pertanian <i>Agriculture</i>	2.2	2.1	2.1	2.2	2.1	2.1	2.1	2.2
2. Perlombongan dan kuari <i>Mining and quarrying</i>	8.9	10.0	11.8	12.8	13.5	13.2	14.3	16.1
3. Pembuatan <i>Manufacturing</i>	15.6	15.1	13.9	13.4	12.3	12.0	11.7	12.1
3.1 Makanan, minuman dan tembakau <i>Food, beverages and tobacco</i>	1.2	1.1	1.1	1.1	1.1	1.1	1.1	1.2
3.2 Produk tekstil, kulit, kayu, kertas, cetakan dan terbitan <i>Textiles, leather, wood, paper products, printing and publishing</i>	2.1	1.9	1.7	1.6	1.5	1.4	1.3	1.3
3.3 Produk petroleum, kimia, getah dan plastik <i>Petroleum, chemicals, rubber and plastic products</i>	3.4	3.2	3.1	3.1	2.8	2.8	2.7	3.0
3.4 Produk mineral bukan logam, logam asas dan produk logam yang direka <i>Non-metallic mineral products, basic metal and fabricated metal products</i>	1.6	1.5	1.4	1.4	1.3	1.4	1.4	1.4
3.5 Elektrik dan elektronik <i>Electrical and electronic</i>	6.0	6.0	5.4	5.0	4.5	4.3	4.1	4.1
3.6 Kelengkapan pengangkutan dan pembuatan lain <i>Transport equipment and other manufactures</i>	1.3	1.3	1.2	1.1	1.1	1.0	1.0	1.0
4. Pembinaan <i>Construction</i>	0.8	0.8	0.9	0.9	0.9	0.9	0.9	0.9
5. Perkhidmatan <i>Services</i>	72.5	72.0	71.4	70.7	71.3	71.9	71.0	68.7
5.1 Perkhidmatan perantara <i>Intermediate services</i>	33.9	33.2	32.6	31.6	31.5	31.5	30.9	30.3
5.1.1 Pengangkutan, penyimpanan dan komunikasi <i>Transport, storage and communication</i>	16.9	16.5	16.2	15.4	15.3	15.3	14.8	13.8
5.1.2 Kewangan, insurans, hartanah dan perkhidmatan perniagaan <i>Finance, insurance, real estate and business services</i>	16.9	16.7	16.3	16.2	16.2	16.2	16.1	16.5
5.2 Perkhidmatan akhir <i>Final services</i>	12.2	12.1	12.1	12.1	12.2	12.2	12.1	11.8
5.2.1 Utiliti <i>Utilities</i>	8.6	8.3	8.2	7.9	7.8	7.6	7.3	6.6
5.2.2 Perdagangan borong dan runcit, penginapan dan restoran <i>Wholesale and retail trade, accommodation and restaurants</i>	2.7	2.9	3.0	3.2	3.4	3.6	3.7	3.9
5.2.3 Perkhidmatan-perkhidmatan lain <i>Other services</i>	0.9	0.9	0.9	0.9	1.0	1.1	1.1	1.2
5.3 Perkhidmatan kerajaan <i>Government services</i>	26.4	26.7	26.7	27.0	27.6	28.2	28.0	26.7
Jumlah SMB <i>Total NKS</i>	100.0	100.0	100.0	100.0	100.0	100.0	100.0	100.0
D. Pembahagian Peratus Pembuatan D. Percentage Share to Manufacturing								
3. Pembuatan <i>Manufacturing</i>								
3.1 Makanan, minuman dan tembakau <i>Food, beverages and tobacco</i>	7.6	7.6	7.9	8.4	9.2	9.3	9.7	10.0
3.2 Produk tekstil, kulit, kayu, kertas, cetakan dan terbitan <i>Textiles, leather, wood, paper products, printing and publishing</i>	13.5	12.8	12.6	12.3	12.2	11.7	11.2	10.8
3.3 Produk petroleum, kimia, getah dan plastik <i>Petroleum, chemicals, rubber and plastic products</i>	21.6	21.4	22.3	23.1	22.6	23.1	23.2	25.1
3.4 Produk mineral bukan logam, logam asas dan produk logam yang direka <i>Non-metallic mineral products, basic metal and fabricated metal products</i>	10.5	10.0	9.8	10.5	10.9	11.6	11.9	11.6
3.5 Elektrik dan elektronik <i>Electrical and electronic</i>	38.6	39.8	39.0	37.6	36.3	35.7	35.4	34.0
3.6 Kelengkapan pengangkutan dan pembuatan lain <i>Transport equipment and other manufactures</i>	8.4	8.5	8.4	8.2	8.8	8.7	8.5	8.6
Jumlah Pembuatan <i>Total Manufacturing</i>	100.0	100.0	100.0	100.0	100.0	100.0	100.0	100.0
E. Pembahagian Peratus Perkhidmatan E. Percentage Share to Services								
5. Perkhidmatan <i>Services</i>								
5.1 Perkhidmatan perantara <i>Intermediate services</i>	46.7	46.1	45.6	44.7	44.2	43.8	43.6	44.1
5.1.1 Pengangkutan, penyimpanan dan komunikasi <i>Transport, storage and communication</i>	23.4	23.0	22.7	21.8	21.5	21.3	20.9	20.1
5.1.2 Kewangan, insurans, hartanah dan perkhidmatan perniagaan <i>Finance, insurance, real estate and business services</i>	23.4	23.2	22.9	22.9	22.7	22.5	22.7	24.0
5.2 Perkhidmatan akhir <i>Final services</i>	16.8	16.8	17.0	17.1	17.1	17.0	17.1	17.1
5.2.1 Utiliti <i>Utilities</i>	11.8	11.6	11.5	11.2	10.9	10.5	10.3	9.6
5.2.2 Perdagangan borong dan runcit, penginapan dan restoran <i>Wholesale and retail trade, accommodation and restaurants</i>	3.7	4.0	4.2	4.6	4.8	5.0	5.2	5.7
5.2.3 Perkhidmatan-perkhidmatan lain <i>Other services</i>	1.2	1.2	1.3	1.3	1.4	1.5	1.6	1.8
5.3 Perkhidmatan kerajaan <i>Government services</i>	36.5	37.1	37.4	38.2	38.7	39.2	39.4	38.8
Jumlah Perkhidmatan <i>Total Services</i>	100.0	100.0	100.0	100.0	100.0	100.0	100.0	100.0

Jenis Aktiviti Ekonomi Kind of Economic Activity	2005	2006	2007	2008	2009	2010	2011 ^e	2012 ^p
A. Nilai Akhir Tahun (RM Juta) A. End Year Value (RM Million)								
1. Pertanian <i>Agriculture</i>	23,120	23,586	24,696	25,781	26,884	28,105	29,736	31,814
2. Perlombongan dan kuari <i>Mining and quarrying</i>	96,015	104,387	116,933	131,518	146,598	162,535	178,278	205,781
3. Pembuatan <i>Manufacturing</i>	167,176	170,520	168,684	171,319	164,673	168,759	176,774	187,245
3.1 Makanan, minuman dan tembakau <i>Food, beverages and tobacco</i>	12,656	12,923	13,247	14,283	15,002	15,630	16,966	18,766
3.2 Produk tekstil, kulit, kayu, kertas, cetakan dan terbitan <i>Textiles, leather, wood, paper products, printing and publishing</i>	22,532	21,680	20,987	20,688	19,578	18,873	18,764	19,316
3.3 Produk petroleum, kimia, getah dan plastik <i>Petroleum, chemicals, rubber and plastic products</i>	36,047	36,601	37,694	39,721	37,475	39,240	41,333	47,264
3.4 Produk mineral bukan logam, logam asas dan produk logam yang direka <i>Non-metallic mineral products, basic metal and fabricated metal products</i>	17,491	17,025	16,454	17,815	17,719	19,359	21,012	21,522
3.5 Elektrik dan elektronik <i>Electrical and electronic</i>	64,475	67,864	66,152	64,765	60,469	61,130	63,696	64,340
3.6 Kelengkapan pengangkutan dan pembuatan lain <i>Transport equipment and other manufactures</i>	13,976	14,428	14,149	14,048	14,431	14,528	15,003	16,037
4. Pembinaan <i>Construction</i>	8,956	9,562	10,742	11,354	11,277	12,023	12,965	14,211
5. Perkhidmatan <i>Services</i>	777,680	805,769	839,479	866,056	891,160	916,044	937,360	972,807
5.1 Perkhidmatan perantara <i>Intermediate services</i>	363,387	371,720	383,308	387,744	395,081	403,816	412,474	430,333
5.1.1 Pengangkutan, penyimpanan dan komunikasi <i>Transport, storage and communication</i>	181,759	185,477	192,314	192,253	196,734	202,499	206,694	215,658
5.1.2 Kewangan, insurans, hartanah dan perkhidmatan perniagaan <i>Finance, insurance, real estate and business services</i>	181,628	186,243	190,994	195,490	198,347	201,316	205,779	214,675
5.2 Perkhidmatan akhir <i>Final services</i>	130,506	135,127	142,521	148,806	153,915	158,159	163,669	171,148
5.2.1 Utiliti <i>Utilities</i>	91,975	93,071	95,780	96,828	96,728	95,893	96,073	96,768
5.2.2 Perdagangan borong dan runcit, penginapan dan restoran <i>Wholesale and retail trade, accommodation and restaurants</i>	28,887	32,192	35,994	40,197	43,630	46,908	50,547	55,275
5.2.3 Perkhidmatan-perkhidmatan lain <i>Other services</i>	9,643	9,864	10,748	11,782	13,557	15,359	17,050	19,104
5.3 Perkhidmatan kerajaan <i>Government services</i>	283,787	298,922	313,649	329,507	342,164	354,069	361,217	371,326
Jumlah SMB <i>Total NKS</i>	1,072,947	1,113,825	1,160,534	1,206,028	1,240,591	1,287,466	1,335,113	1,411,858
B. Perubahan Peratusan Tahunan B. Annual Percentage Change								
1. Pertanian <i>Agriculture</i>	1.8	2.0	4.7	4.4	4.3	4.5	5.8	7.0
2. Perlombongan dan kuari <i>Mining and quarrying</i>	8.5	8.7	12.0	12.5	11.5	10.9	9.7	15.4
3. Pembuatan <i>Manufacturing</i>	2.5	2.0	-1.1	1.6	-3.9	2.5	4.7	5.9
3.1 Makanan, minuman dan tembakau <i>Food, beverages and tobacco</i>	7.5	2.1	2.5	7.8	5.0	4.2	8.5	10.6
3.2 Produk tekstil, kulit, kayu, kertas, cetakan dan terbitan <i>Textiles, leather, wood, paper products, printing and publishing</i>	-1.1	-3.8	-3.2	-1.4	-5.4	-3.6	-0.6	2.9
3.3 Produk petroleum, kimia, getah dan plastik <i>Petroleum, chemicals, rubber and plastic products</i>	-0.9	1.5	3.0	5.4	-5.7	4.7	5.3	14.3
3.4 Produk mineral bukan logam, logam asas dan produk logam yang direka <i>Non-metallic mineral products, basic metal and fabricated metal products</i>	5.4	-2.7	-3.4	8.3	-0.5	9.3	8.5	2.4
3.5 Elektrik dan elektronik <i>Electrical and electronic</i>	4.4	5.3	-2.5	-2.1	-6.6	1.1	4.2	1.0
3.6 Kelengkapan pengangkutan dan pembuatan lain <i>Transport equipment and other manufactures</i>	1.7	3.2	-1.9	-0.7	2.7	0.7	3.3	6.9
4. Pembinaan <i>Construction</i>	7.1	6.8	12.3	5.7	-0.7	6.6	7.8	9.6
5. Perkhidmatan <i>Services</i>	3.7	3.6	4.2	3.2	2.9	2.8	2.3	3.8
5.1 Perkhidmatan perantara <i>Intermediate services</i>	2.2	2.3	3.1	1.2	1.9	2.2	2.1	4.3
5.1.1 Pengangkutan, penyimpanan dan komunikasi <i>Transport, storage and communication</i>	1.1	2.0	3.7	0.0	2.3	2.9	2.1	4.3
5.1.2 Kewangan, insurans, hartanah dan perkhidmatan perniagaan <i>Finance, insurance, real estate and business services</i>	3.4	2.5	2.6	2.4	1.5	1.5	2.2	4.3
5.2 Perkhidmatan akhir <i>Final services</i>	7.4	3.5	5.5	4.4	3.4	2.8	3.5	4.6
5.2.1 Utiliti <i>Utilities</i>	5.0	1.2	2.9	1.1	-0.1	-0.9	0.2	0.7
5.2.2 Perdagangan borong dan runcit, penginapan dan restoran <i>Wholesale and retail trade, accommodation and restaurants</i>	14.4	11.4	11.8	11.7	8.5	7.5	7.8	9.4
5.2.3 Perkhidmatan-perkhidmatan lain <i>Other services</i>	11.4	2.3	9.0	9.6	15.1	13.3	11.0	12.1
5.3 Perkhidmatan kerajaan <i>Government services</i>	3.9	5.3	4.9	5.1	3.8	3.5	2.0	2.8
Jumlah SMB <i>Total NKS</i>	3.9	3.8	4.2	3.9	2.9	3.8	3.7	5.7

Jenis Aktiviti Ekonomi Kind of Economic Activity	2005	2006	2007	2008	2009	2010	2011 ^e	2012 ^p
C. Pembahagian Peratus SMB C. Percentage Share of NKS								
1. Pertanian <i>Agriculture</i>	2.2	2.1	2.1	2.1	2.2	2.2	2.2	2.3
2. Perlombongan dan kuari <i>Mining and quarrying</i>	8.9	9.4	10.1	10.9	11.8	12.6	13.4	14.6
3. Pembuatan <i>Manufacturing</i>	15.6	15.3	14.5	14.2	13.3	13.1	13.2	13.3
3.1 Makanan, minuman dan tembakau <i>Food, beverages and tobacco</i>	1.2	1.2	1.1	1.2	1.2	1.2	1.3	1.3
3.2 Produk tekstil, kulit, kayu, kertas, cetakan dan terbitan <i>Textiles, leather, wood, paper products, printing and publishing</i>	2.1	1.9	1.8	1.7	1.6	1.5	1.4	1.4
3.3 Produk petroleum, kimia, getah dan plastik <i>Petroleum, chemicals, rubber and plastic products</i>	3.4	3.3	3.2	3.3	3.0	3.0	3.1	3.3
3.4 Produk mineral bukan logam, logam asas dan produk logam yang direka <i>Non-metallic mineral products, basic metal and fabricated metal products</i>	1.6	1.5	1.4	1.5	1.4	1.5	1.6	1.5
3.5 Elektrik dan elektronik <i>Electrical and electronic</i>	6.0	6.1	5.7	5.4	4.9	4.7	4.8	4.6
3.6 Kelengkapan pengangkutan dan pembuatan lain <i>Transport equipment and other manufactures</i>	1.3	1.3	1.2	1.2	1.2	1.1	1.1	1.1
4. Pembinaan <i>Construction</i>	0.8	0.9	0.9	0.9	0.9	0.9	1.0	1.0
5. Perkhidmatan <i>Services</i>	72.5	72.3	72.3	71.8	71.8	71.2	70.2	68.9
5.1 Perkhidmatan perantara <i>Intermediate services</i>	33.9	33.4	33.0	32.2	31.8	31.4	30.9	30.5
5.1.1 Pengangkutan, penyimpanan dan komunikasi <i>Transport, storage and communication</i>	16.9	16.7	16.6	15.9	15.9	15.7	15.5	15.3
5.1.2 Kewangan, insurans, hartanah dan perkhidmatan perniagaan <i>Finance, insurance, real estate and business services</i>	16.9	16.7	16.5	16.2	16.0	15.6	15.4	15.2
5.2 Perkhidmatan akhir <i>Final services</i>	12.2	12.1	12.3	12.3	12.4	12.3	12.3	12.1
5.2.1 Utiliti <i>Utilities</i>	8.6	8.4	8.3	8.0	7.8	7.4	7.2	6.9
5.2.2 Perdagangan borong dan runcit, penginapan dan restoran <i>Wholesale and retail trade, accommodation and restaurants</i>	2.7	2.9	3.1	3.3	3.5	3.6	3.8	3.9
5.2.3 Perkhidmatan-perkhidmatan lain <i>Other services</i>	0.9	0.9	0.9	1.0	1.1	1.2	1.3	1.4
5.3 Perkhidmatan kerajaan <i>Government services</i>	26.4	26.8	27.0	27.3	27.6	27.5	27.1	26.3
Jumlah SMB <i>Total NKS</i>	100.0	100.0	100.0	100.0	100.0	100.0	100.0	100.0
D. Pembahagian Peratus Pembuatan D. Percentage Share to Manufacturing								
3. Pembuatan <i>Manufacturing</i>								
3.1 Makanan, minuman dan tembakau <i>Food, beverages and tobacco</i>	7.6	7.6	7.9	8.3	9.1	9.3	9.6	10.0
3.2 Produk tekstil, kulit, kayu, kertas, cetakan dan terbitan <i>Textiles, leather, wood, paper products, printing and publishing</i>	13.5	12.7	12.4	12.1	11.9	11.2	10.6	10.3
3.3 Produk petroleum, kimia, getah dan plastik <i>Petroleum, chemicals, rubber and plastic products</i>	21.6	21.5	22.3	23.2	22.8	23.3	23.4	25.2
3.4 Produk mineral bukan logam, logam asas dan produk logam yang direka <i>Non-metallic mineral products, basic metal and fabricated metal products</i>	10.5	10.0	9.8	10.4	10.8	11.5	11.9	11.5
3.5 Elektrik dan elektronik <i>Electrical and electronic</i>	38.6	39.8	39.2	37.8	36.7	36.2	36.0	34.4
3.6 Kelengkapan pengangkutan dan pembuatan lain <i>Transport equipment and other manufactures</i>	8.4	8.5	8.4	8.2	8.8	8.6	8.5	8.6
Jumlah Pembuatan <i>Total Manufacturing</i>	100.0	100.0	100.0	100.0	100.0	100.0	100.0	100.0
E. Pembahagian Peratus Perkhidmatan E. Percentage Share to Services								
5. Perkhidmatan <i>Services</i>								
5.1 Perkhidmatan perantara <i>Intermediate services</i>	46.7	46.1	45.7	44.8	44.3	44.1	44.0	44.2
5.1.1 Pengangkutan, penyimpanan dan komunikasi <i>Transport, storage and communication</i>	23.4	23.0	22.9	22.2	22.1	22.1	22.1	22.2
5.1.2 Kewangan, insurans, hartanah dan perkhidmatan perniagaan <i>Finance, insurance, real estate and business services</i>	23.4	23.1	22.8	22.6	22.3	22.0	22.0	22.1
5.2 Perkhidmatan akhir <i>Final services</i>	16.8	16.8	17.0	17.2	17.3	17.3	17.5	17.6
5.2.1 Utiliti <i>Utilities</i>	11.8	11.6	11.4	11.2	10.9	10.5	10.2	9.9
5.2.2 Perdagangan borong dan runcit, penginapan dan restoran <i>Wholesale and retail trade, accommodation and restaurants</i>	3.7	4.0	4.3	4.6	4.9	5.1	5.4	5.7
5.2.3 Perkhidmatan-perkhidmatan lain <i>Other services</i>	1.2	1.2	1.3	1.4	1.5	1.7	1.8	2.0
5.3 Perkhidmatan kerajaan <i>Government services</i>	36.5	37.1	37.4	38.0	38.4	38.7	38.5	38.2
Jumlah Perkhidmatan <i>Total Services</i>	100.0	100.0	100.0	100.0	100.0	100.0	100.0	100.0

Jadual 3.1.0
Table

SMP mengikut Jenis Aktiviti Ekonomi pada Harga Semasa
PKS by Kind of Economic Activity at Current Prices

Jenis Aktiviti Ekonomi Kind of Economic Activity	2005	2006	2007	2008	2009	2010	2011 ^e	2012 ^p
A. Nilai Akhir Tahun (RM Juta) A. End Year Value (RM Million)								
1. Pertanian <i>Agriculture</i>	34,613	36,666	39,086	44,690	45,626	50,126	57,115	58,646
2. Perlombongan dan kuari <i>Mining and quarrying</i>	116,028	139,830	180,665	210,424	244,113	262,246	323,405	368,710
3. Pembuatan <i>Manufacturing</i>	232,860	246,760	253,961	265,381	271,031	287,361	313,446	325,988
3.1 Makanan, minuman dan tembakau <i>Food, beverages and tobacco</i>	17,183	18,297	19,452	21,365	23,503	25,585	28,983	31,310
3.2 Produk tekstil, kulit, kayu, kertas, cetakan dan terbitan <i>Textiles, leather, wood, paper products, printing and publishing</i>	32,018	32,122	32,323	32,813	33,287	34,094	36,098	36,273
3.3 Produk petroleum, kimia, getah dan plastik <i>Petroleum, chemicals, rubber and plastic products</i>	50,737	53,866	57,159	61,440	62,004	66,568	72,678	79,856
3.4 Produk mineral bukan logam, logam asas dan produk logam yang direka <i>Non-metallic mineral products, basic metal and fabricated metal products</i>	24,989	25,311	25,416	27,618	28,925	32,220	36,240	37,115
3.5 Elektrik dan elektronik <i>Electrical and electronic</i>	89,626	97,370	99,159	100,959	100,425	104,737	113,225	114,026
3.6 Kelengkapan pengangkutan dan pembuatan lain <i>Transport equipment and other manufactures</i>	18,307	19,795	20,451	21,186	22,887	24,157	26,222	27,410
4. Pembinaan <i>Construction</i>	12,680	13,772	15,662	17,033	18,110	20,121	22,766	24,493
5. Perkhidmatan <i>Services</i>	972,869	1,051,199	1,153,169	1,237,124	1,375,977	1,529,768	1,718,447	1,694,140
5.1 Perkhidmatan perantara <i>Intermediate services</i>	464,877	495,757	538,317	567,932	624,836	688,936	770,798	769,285
5.1.1 Pengangkutan, penyimpanan dan komunikasi <i>Transport, storage and communication</i>	224,029	236,815	257,128	267,047	292,872	323,096	357,802	342,181
5.1.2 Kewangan, insurans, hartanah dan perkhidmatan perniagaan <i>Finance, insurance, real estate and business services</i>	240,847	258,942	281,189	300,885	331,964	365,840	412,997	427,104
5.2 Perkhidmatan akhir <i>Final services</i>	170,178	184,474	204,845	221,959	248,430	276,292	311,869	306,793
5.2.1 Utiliti <i>Utilities</i>	117,837	125,807	137,560	145,429	159,220	173,338	191,594	176,568
5.2.2 Perdagangan borong dan runcit, penginapan dan restoran <i>Wholesale and retail trade, accommodation and restaurants</i>	39,295	44,585	51,456	58,861	68,174	78,254	91,311	98,299
5.2.3 Perkhidmatan-perkhidmatan lain <i>Other services</i>	13,046	14,082	15,829	17,669	21,037	24,700	28,964	31,926
5.3 Perkhidmatan kerajaan <i>Government services</i>	337,814	370,967	410,007	447,232	502,711	564,540	635,780	618,062
Jumlah SMP <i>Total PKS</i>	1,369,050	1,488,226	1,642,542	1,774,652	1,954,857	2,149,622	2,435,178	2,471,977
B. Perubahan Peratusan Tahunan B. Annual Percentage Change								
1. Pertanian <i>Agriculture</i>	-0.6	5.9	6.6	14.3	2.1	9.9	13.9	2.7
2. Perlombongan dan kuari <i>Mining and quarrying</i>	28.9	20.5	29.2	16.5	16.0	7.4	23.3	14.0
3. Pembuatan <i>Manufacturing</i>	6.5	6.0	2.9	4.5	2.1	6.0	9.1	4.0
3.1 Makanan, minuman dan tembakau <i>Food, beverages and tobacco</i>	10.6	6.5	6.3	9.8	10.0	8.9	13.3	8.0
3.2 Produk tekstil, kulit, kayu, kertas, cetakan dan terbitan <i>Textiles, leather, wood, paper products, printing and publishing</i>	2.2	0.3	0.6	1.5	1.4	2.4	5.9	0.5
3.3 Produk petroleum, kimia, getah dan plastik <i>Petroleum, chemicals, rubber and plastic products</i>	4.8	6.2	6.1	7.5	0.9	7.4	9.2	9.9
3.4 Produk mineral bukan logam, logam asas dan produk logam yang direka <i>Non-metallic mineral products, basic metal and fabricated metal products</i>	7.0	1.3	0.4	8.7	4.7	11.4	12.5	2.4
3.5 Elektrik dan elektronik <i>Electrical and electronic</i>	8.1	8.6	1.8	1.8	-0.5	4.3	8.1	0.7
3.6 Kelengkapan pengangkutan dan pembuatan lain <i>Transport equipment and other manufactures</i>	6.9	8.1	3.3	3.6	8.0	5.5	8.6	4.5
4. Pembinaan <i>Construction</i>	7.8	8.6	13.7	8.8	6.3	11.1	13.1	7.6
5. Perkhidmatan <i>Services</i>	6.9	8.1	9.7	7.3	11.2	11.2	12.3	-1.4
5.1 Perkhidmatan perantara <i>Intermediate services</i>	5.3	6.6	8.6	5.5	10.0	10.3	11.9	-0.2
5.1.1 Pengangkutan, penyimpanan dan komunikasi <i>Transport, storage and communication</i>	3.6	5.7	8.6	3.9	9.7	10.3	10.7	-4.4
5.1.2 Kewangan, insurans, hartanah dan perkhidmatan perniagaan <i>Finance, insurance, real estate and business services</i>	6.9	7.5	8.6	7.0	10.3	10.2	12.9	3.4
5.2 Perkhidmatan akhir <i>Final services</i>	9.9	8.4	11.0	8.4	11.9	11.2	12.9	-1.6
5.2.1 Utiliti <i>Utilities</i>	8.6	6.8	9.3	5.7	9.5	8.9	10.5	-7.8
5.2.2 Perdagangan borong dan runcit, penginapan dan restoran <i>Wholesale and retail trade, accommodation and restaurants</i>	12.8	13.5	15.4	14.4	15.8	14.8	16.7	7.7
5.2.3 Perkhidmatan-perkhidmatan lain <i>Other services</i>	14.3	7.9	12.4	11.6	19.1	17.4	17.3	10.2
5.3 Perkhidmatan kerajaan <i>Government services</i>	7.7	9.8	10.5	9.1	12.4	12.3	12.6	-2.8
Jumlah SMP <i>Total PKS</i>	8.2	8.7	10.4	8.0	10.2	10.0	13.3	1.5

Jadual **3.1.0**
Table

SMP mengikut Jenis Aktiviti Ekonomi pada Harga Semasa
PKS by Kind of Economic Activity at Current Prices

Jenis Aktiviti Ekonomi Kind of Economic Activity	2005	2006	2007	2008	2009	2010	2011 ^e	2012 ^p
C. Pembahagian Peratus SMP C. Percentage Share of PKS								
1. Pertanian <i>Agriculture</i>	2.5	2.5	2.4	2.5	2.3	2.3	2.3	2.4
2. Perlombongan dan kuari <i>Mining and quarrying</i>	8.5	9.4	11.0	11.9	12.5	12.2	13.3	14.9
3. Pembuatan <i>Manufacturing</i>	17.0	16.6	15.5	15.0	13.9	13.4	12.9	13.2
3.1 Makanan, minuman dan tembakau <i>Food, beverages and tobacco</i>	1.3	1.2	1.2	1.2	1.2	1.2	1.2	1.3
3.2 Produk tekstil, kulit, kayu, kertas, cetakan dan terbitan <i>Textiles, leather, wood, paper products, printing and publishing</i>	2.3	2.2	2.0	1.8	1.7	1.6	1.5	1.5
3.3 Produk petroleum, kimia, getah dan plastik <i>Petroleum, chemicals, rubber and plastic products</i>	3.7	3.6	3.5	3.5	3.2	3.1	3.0	3.2
3.4 Produk mineral bukan logam, logam asas dan produk logam yang direka <i>Non-metallic mineral products, basic metal and fabricated metal products</i>	1.8	1.7	1.5	1.6	1.5	1.5	1.5	1.5
3.5 Elektrik dan elektronik <i>Electrical and electronic</i>	6.5	6.5	6.0	5.7	5.1	4.9	4.6	4.6
3.6 Kelengkapan pengangkutan dan pembuatan lain <i>Transport equipment and other manufactures</i>	1.3	1.3	1.2	1.2	1.2	1.1	1.1	1.1
4. Pembinaan <i>Construction</i>	0.9	0.9	1.0	1.0	0.9	0.9	0.9	1.0
5. Perkhidmatan <i>Services</i>	71.1	70.6	70.2	69.7	70.4	71.2	70.6	68.5
5.1 Perkhidmatan perantara <i>Intermediate services</i>	34.0	33.3	32.8	32.0	32.0	32.0	31.7	31.1
5.1.1 Pengangkutan, penyimpanan dan komunikasi <i>Transport, storage and communication</i>	16.4	15.9	15.7	15.0	15.0	15.0	14.7	13.8
5.1.2 Kewangan, insurans, hartanah dan perkhidmatan perniagaan <i>Finance, insurance, real estate and business services</i>	17.6	17.4	17.1	17.0	17.0	17.0	17.0	17.3
5.2 Perkhidmatan akhir <i>Final services</i>	12.4	12.4	12.5	12.5	12.7	12.9	12.8	12.4
5.2.1 Utiliti <i>Utilities</i>	8.6	8.5	8.4	8.2	8.1	8.1	7.9	7.1
5.2.2 Perdagangan borong dan runcit, penginapan dan restoran <i>Wholesale and retail trade, accommodation and restaurants</i>	2.9	3.0	3.1	3.3	3.5	3.6	3.7	4.0
5.2.3 Perkhidmatan-perkhidmatan lain <i>Other services</i>	1.0	0.9	1.0	1.0	1.1	1.1	1.2	1.3
5.3 Perkhidmatan kerajaan <i>Government services</i>	24.7	24.9	25.0	25.2	25.7	26.3	26.1	25.0
Jumlah SMP <i>Total PKS</i>	100.0	100.0	100.0	100.0	100.0	100.0	100.0	100.0
D. Pembahagian Peratus Pembuatan D. Percentage Share to Manufacturing								
3. Pembuatan <i>Manufacturing</i>								
3.1 Makanan, minuman dan tembakau <i>Food, beverages and tobacco</i>	7.4	7.4	7.7	8.1	8.7	8.9	9.2	9.6
3.2 Produk tekstil, kulit, kayu, kertas, cetakan dan terbitan <i>Textiles, leather, wood, paper products, printing and publishing</i>	13.7	13.0	12.7	12.4	12.3	11.9	11.5	11.1
3.3 Produk petroleum, kimia, getah dan plastik <i>Petroleum, chemicals, rubber and plastic products</i>	21.8	21.8	22.5	23.2	22.9	23.2	23.2	24.5
3.4 Produk mineral bukan logam, logam asas dan produk logam yang direka <i>Non-metallic mineral products, basic metal and fabricated metal products</i>	10.7	10.3	10.0	10.4	10.7	11.2	11.6	11.4
3.5 Elektrik dan elektronik <i>Electrical and electronic</i>	38.5	39.5	39.0	38.0	37.1	36.4	36.1	35.0
3.6 Kelengkapan pengangkutan dan pembuatan lain <i>Transport equipment and other manufactures</i>	7.9	8.0	8.1	8.0	8.4	8.4	8.4	8.4
Jumlah Pembuatan <i>Total Manufacturing</i>	100.0	100.0	100.0	100.0	100.0	100.0	100.0	100.0
E. Pembahagian Peratus Perkhidmatan E. Percentage Share to Services								
5. Perkhidmatan <i>Services</i>								
5.1 Perkhidmatan perantara <i>Intermediate services</i>	47.8	47.2	46.7	45.9	45.4	45.0	44.9	45.4
5.1.1 Pengangkutan, penyimpanan dan komunikasi <i>Transport, storage and communication</i>	23.0	22.5	22.3	21.6	21.3	21.1	20.8	20.2
5.1.2 Kewangan, insurans, hartanah dan perkhidmatan perniagaan <i>Finance, insurance, real estate and business services</i>	24.8	24.6	24.4	24.3	24.1	23.9	24.0	25.2
5.2 Perkhidmatan akhir <i>Final services</i>	17.5	17.5	17.8	17.9	18.1	18.1	18.1	18.1
5.2.1 Utiliti <i>Utilities</i>	12.1	12.0	11.9	11.8	11.6	11.3	11.1	10.4
5.2.2 Perdagangan borong dan runcit, penginapan dan restoran <i>Wholesale and retail trade, accommodation and restaurants</i>	4.0	4.2	4.5	4.8	5.0	5.1	5.3	5.8
5.2.3 Perkhidmatan-perkhidmatan lain <i>Other services</i>	1.3	1.3	1.4	1.4	1.5	1.6	1.7	1.9
5.3 Perkhidmatan kerajaan <i>Government services</i>	34.7	35.3	35.6	36.2	36.5	36.9	37.0	36.5
Jumlah Perkhidmatan <i>Total Services</i>	100.0	100.0	100.0	100.0	100.0	100.0	100.0	100.0

Jenis Aktiviti Ekonomi Kind of Economic Activity	2005	2006	2007	2008	2009	2010	2011 ^e	2012 ^p
A. Nilai Akhir Tahun (RM Juta) A. End Year Value (RM Million)								
1. Pertanian <i>Agriculture</i>	34,613	35,192	36,412	37,696	39,092	40,647	42,654	45,191
2. Perlombongan dan kuari <i>Mining and quarrying</i>	116,028	125,938	140,323	157,213	175,165	194,696	214,709	247,400
3. Pembuatan <i>Manufacturing</i>	232,860	239,954	241,231	246,504	241,423	246,622	256,030	268,455
3.1 Makanan, minuman dan tembakau <i>Food, beverages and tobacco</i>	17,183	17,758	18,358	19,687	20,728	21,699	23,431	25,717
3.2 Produk tekstil, kulit, kayu, kertas, cetakan dan terbitan <i>Textiles, leather, wood, paper products, printing and publishing</i>	32,018	31,145	30,363	29,999	28,802	27,996	27,828	28,426
3.3 Produk petroleum, kimia, getah dan plastik <i>Petroleum, chemicals, rubber and plastic products</i>	50,737	52,444	54,473	57,316	55,514	57,557	59,890	66,300
3.4 Produk mineral bukan logam, logam asas dan produk logam yang direka <i>Non-metallic mineral products, basic metal and fabricated metal products</i>	24,989	24,592	24,054	25,510	25,509	27,345	29,331	30,210
3.5 Elektrik dan elektronik <i>Electrical and electronic</i>	89,626	94,780	94,616	94,383	90,584	91,408	94,248	95,204
3.6 Kelengkapan pengangkutan dan pembuatan lain <i>Transport equipment and other manufactures</i>	18,307	19,235	19,367	19,609	20,286	20,617	21,303	22,598
4. Pembinaan <i>Construction</i>	12,680	13,349	14,711	15,600	15,792	16,805	18,067	19,772
5. Perkhidmatan <i>Services</i>	972,869	1,010,985	1,057,527	1,098,235	1,137,636	1,176,647	1,212,404	1,263,080
5.1 Perkhidmatan perantara <i>Intermediate services</i>	464,877	476,905	494,062	504,781	518,195	532,815	548,038	573,675
5.1.1 Pengangkutan, penyimpanan dan komunikasi <i>Transport, storage and communication</i>	224,029	228,643	238,170	241,576	249,602	259,062	267,678	281,912
5.1.2 Kewangan, insurans, hartanah dan perkhidmatan perniagaan <i>Finance, insurance, real estate and business services</i>	240,847	248,262	255,892	263,205	268,594	273,753	280,360	291,763
5.2 Perkhidmatan akhir <i>Final services</i>	170,178	177,291	187,867	197,715	206,770	215,098	224,551	235,723
5.2.1 Utiliti <i>Utilities</i>	117,837	120,667	125,427	128,666	130,817	132,154	134,323	136,776
5.2.2 Perdagangan borong dan runcit, penginapan dan restoran <i>Wholesale and retail trade, accommodation and restaurants</i>	39,295	42,990	47,589	52,809	57,385	61,923	66,801	72,733
5.2.3 Perkhidmatan-perkhidmatan lain <i>Other services</i>	13,046	13,634	14,850	16,241	18,568	21,021	23,427	26,214
5.3 Perkhidmatan kerajaan <i>Government services</i>	337,814	356,789	375,598	395,738	412,671	428,734	439,815	453,681
Jumlah SMP <i>Total PKS</i>	1,369,050	1,425,418	1,490,204	1,555,248	1,609,107	1,675,417	1,743,864	1,843,898
B. Perubahan Peratusan Tahunan B. Annual Percentage Change								
1. Pertanian <i>Agriculture</i>	1.8	1.7	3.5	3.5	3.7	4.0	4.9	5.9
2. Perlombongan dan kuari <i>Mining and quarrying</i>	8.3	8.5	11.4	12.0	11.4	11.2	10.3	15.2
3. Pembuatan <i>Manufacturing</i>	3.7	3.0	0.5	2.2	-2.1	2.2	3.8	4.9
3.1 Makanan, minuman dan tembakau <i>Food, beverages and tobacco</i>	7.6	3.3	3.4	7.2	5.3	4.7	8.0	9.8
3.2 Produk tekstil, kulit, kayu, kertas, cetakan dan terbitan <i>Textiles, leather, wood, paper products, printing and publishing</i>	-0.6	-2.7	-2.5	-1.2	-4.0	-2.8	-0.6	2.2
3.3 Produk petroleum, kimia, getah dan plastik <i>Petroleum, chemicals, rubber and plastic products</i>	2.2	3.4	3.9	5.2	-3.1	3.7	4.1	10.7
3.4 Produk mineral bukan logam, logam asas dan produk logam yang direka <i>Non-metallic mineral products, basic metal and fabricated metal products</i>	4.2	-1.6	-2.2	6.1	0.0	7.2	7.3	3.0
3.5 Elektrik dan elektronik <i>Electrical and electronic</i>	5.2	5.8	-0.2	-0.2	-4.0	0.9	3.1	1.0
3.6 Kelengkapan pengangkutan dan pembuatan lain <i>Transport equipment and other manufactures</i>	4.1	5.1	0.7	1.3	3.5	1.6	3.3	6.1
4. Pembinaan <i>Construction</i>	4.9	5.3	10.2	6.0	1.2	6.4	7.5	9.4
5. Perkhidmatan <i>Services</i>	3.7	3.9	4.6	3.8	3.6	3.4	3.0	4.2
5.1 Perkhidmatan perantara <i>Intermediate services</i>	2.2	2.6	3.6	2.2	2.7	2.8	2.9	4.7
5.1.1 Pengangkutan, penyimpanan dan komunikasi <i>Transport, storage and communication</i>	0.8	2.1	4.2	1.4	3.3	3.8	3.3	5.3
5.1.2 Kewangan, insurans, hartanah dan perkhidmatan perniagaan <i>Finance, insurance, real estate and business services</i>	3.6	3.1	3.1	2.9	2.0	1.9	2.4	4.1
5.2 Perkhidmatan akhir <i>Final services</i>	6.5	4.2	6.0	5.2	4.6	4.0	4.4	5.0
5.2.1 Utiliti <i>Utilities</i>	5.0	2.4	3.9	2.6	1.7	1.0	1.6	1.8
5.2.2 Perdagangan borong dan runcit, penginapan dan restoran <i>Wholesale and retail trade, accommodation and restaurants</i>	9.6	9.4	10.7	11.0	8.7	7.9	7.9	8.9
5.2.3 Perkhidmatan-perkhidmatan lain <i>Other services</i>	11.0	4.5	8.9	9.4	14.3	13.2	11.4	11.9
5.3 Perkhidmatan kerajaan <i>Government services</i>	4.5	5.6	5.3	5.4	4.3	3.9	2.6	3.2
Jumlah SMP <i>Total PKS</i>	4.1	4.1	4.5	4.4	3.5	4.1	4.1	5.7

Jenis Aktiviti Ekonomi Kind of Economic Activity	2005	2006	2007	2008	2009	2010	2011 ^e	2012 ^p
C. Pembahagian Peratus SMP C. Percentage Share of PKS								
1. Pertanian <i>Agriculture</i>	2.5	2.5	2.4	2.4	2.4	2.4	2.4	2.5
2. Perlombongan dan kuari <i>Mining and quarrying</i>	8.5	8.8	9.4	10.1	10.9	11.6	12.3	13.4
3. Pembuatan <i>Manufacturing</i>	17.0	16.8	16.2	15.8	15.0	14.7	14.7	14.6
3.1 Makanan, minuman dan tembakau <i>Food, beverages and tobacco</i>	1.3	1.2	1.2	1.3	1.3	1.3	1.3	1.4
3.2 Produk tekstil, kulit, kayu, kertas, cetakan dan terbitan <i>Textiles, leather, wood, paper products, printing and publishing</i>	2.3	2.2	2.0	1.9	1.8	1.7	1.6	1.5
3.3 Produk petroleum, kimia, getah dan plastik <i>Petroleum, chemicals, rubber and plastic products</i>	3.7	3.7	3.7	3.7	3.4	3.4	3.4	3.6
3.4 Produk mineral bukan logam, logam asas dan produk logam yang direka <i>Non-metallic mineral products, basic metal and fabricated metal products</i>	1.8	1.7	1.6	1.6	1.6	1.6	1.7	1.6
3.5 Elektrik dan elektronik <i>Electrical and electronic</i>	6.5	6.6	6.3	6.1	5.6	5.5	5.4	5.2
3.6 Kelengkapan pengangkutan dan pembuatan lain <i>Transport equipment and other manufactures</i>	1.3	1.3	1.3	1.3	1.3	1.2	1.2	1.2
4. Pembinaan <i>Construction</i>	0.9	0.9	1.0	1.0	1.0	1.0	1.0	1.1
5. Perkhidmatan <i>Services</i>	71.1	70.9	71.0	70.6	70.7	70.2	69.5	68.5
5.1 Perkhidmatan perantara <i>Intermediate services</i>	34.0	33.5	33.2	32.5	32.2	31.8	31.4	31.1
5.1.1 Pengangkutan, penyimpanan dan komunikasi <i>Transport, storage and communication</i>	16.4	16.0	16.0	15.5	15.5	15.5	15.3	15.3
5.1.2 Kewangan, insurans, hartanah dan perkhidmatan perniagaan <i>Finance, insurance, real estate and business services</i>	17.6	17.4	17.2	16.9	16.7	16.3	16.1	15.8
5.2 Perkhidmatan akhir <i>Final services</i>	12.4	12.4	12.6	12.7	12.9	12.8	12.9	12.8
5.2.1 Utiliti <i>Utilities</i>	8.6	8.5	8.4	8.3	8.1	7.9	7.7	7.4
5.2.2 Perdagangan borong dan runcit, penginapan dan restoran <i>Wholesale and retail trade, accommodation and restaurants</i>	2.9	3.0	3.2	3.4	3.6	3.7	3.8	3.9
5.2.3 Perkhidmatan-perkhidmatan lain <i>Other services</i>	1.0	1.0	1.0	1.0	1.2	1.3	1.3	1.4
5.3 Perkhidmatan kerajaan <i>Government services</i>	24.7	25.0	25.2	25.4	25.6	25.6	25.2	24.6
Jumlah SMP <i>Total PKS</i>	100.0	100.0	100.0	100.0	100.0	100.0	100.0	100.0
D. Pembahagian Peratus Pembuatan D. Percentage Share to Manufacturing								
3. Pembuatan <i>Manufacturing</i>								
3.1 Makanan, minuman dan tembakau <i>Food, beverages and tobacco</i>	7.4	7.4	7.6	8.0	8.6	8.8	9.2	9.6
3.2 Produk tekstil, kulit, kayu, kertas, cetakan dan terbitan <i>Textiles, leather, wood, paper products, printing and publishing</i>	13.7	13.0	12.6	12.2	11.9	11.4	10.9	10.6
3.3 Produk petroleum, kimia, getah dan plastik <i>Petroleum, chemicals, rubber and plastic products</i>	21.8	21.9	22.6	23.3	23.0	23.3	23.4	24.7
3.4 Produk mineral bukan logam, logam asas dan produk logam yang direka <i>Non-metallic mineral products, basic metal and fabricated metal products</i>	10.7	10.2	10.0	10.3	10.6	11.1	11.5	11.3
3.5 Elektrik dan elektronik <i>Electrical and electronic</i>	38.5	39.5	39.2	38.3	37.5	37.1	36.8	35.5
3.6 Kelengkapan pengangkutan dan pembuatan lain <i>Transport equipment and other manufactures</i>	7.9	8.0	8.0	8.0	8.4	8.4	8.3	8.4
Jumlah Pembuatan <i>Total Manufacturing</i>	100.0	100.0	100.0	100.0	100.0	100.0	100.0	100.0
E. Pembahagian Peratus Perkhidmatan E. Percentage Share to Services								
5. Perkhidmatan <i>Services</i>								
5.1 Perkhidmatan perantara <i>Intermediate services</i>	47.8	47.2	46.7	46.0	45.6	45.3	45.2	45.4
5.1.1 Pengangkutan, penyimpanan dan komunikasi <i>Transport, storage and communication</i>	23.0	22.6	22.5	22.0	21.9	22.0	22.1	22.3
5.1.2 Kewangan, insurans, hartanah dan perkhidmatan perniagaan <i>Finance, insurance, real estate and business services</i>	24.8	24.6	24.2	24.0	23.6	23.3	23.1	23.1
5.2 Perkhidmatan akhir <i>Final services</i>	17.5	17.5	17.8	18.0	18.2	18.3	18.5	18.7
5.2.1 Utiliti <i>Utilities</i>	12.1	11.9	11.9	11.7	11.5	11.2	11.1	10.8
5.2.2 Perdagangan borong dan runcit, penginapan dan restoran <i>Wholesale and retail trade, accommodation and restaurants</i>	4.0	4.3	4.5	4.8	5.0	5.3	5.5	5.8
5.2.3 Perkhidmatan-perkhidmatan lain <i>Other services</i>	1.3	1.3	1.4	1.5	1.6	1.8	1.9	2.1
5.3 Perkhidmatan kerajaan <i>Government services</i>	34.7	35.3	35.5	36.0	36.3	36.4	36.3	35.9
Jumlah Perkhidmatan <i>Total Services</i>	100.0	100.0	100.0	100.0	100.0	100.0	100.0	100.0

Jadual
Table **4.1.0**

PMT mengikut Jenis Aktiviti Ekonomi pada Harga Semasa
COFC by Kind of Economic Activity at Current Prices

Jenis Aktiviti Ekonomi Kind of Economic Activity	2005	2006	2007	2008	2009	2010	2011 ^e	2012 ^p
A. Nilai Akhir Tahun (RM Juta) A. End Year Value (RM Million)								
1. Pertanian <i>Agriculture</i>	3,393	3,542	3,706	4,301	4,332	4,744	5,403	5,638
2. Perlombongan dan kuari <i>Mining and quarrying</i>	3,695	4,127	4,879	5,698	6,870	8,037	10,188	12,063
3. Pembuatan <i>Manufacturing</i>	26,153	27,465	28,190	29,008	28,995	29,129	30,375	31,569
3.1 Makanan, minuman dan tembakau <i>Food, beverages and tobacco</i>	1,760	1,890	1,972	2,144	2,296	2,494	2,740	2,988
3.2 Produk tekstil, kulit, kayu, kertas, cetakan dan terbitan <i>Textiles, leather, wood, paper products, printing and publishing</i>	3,343	3,295	3,198	3,147	3,106	3,000	3,023	3,062
3.3 Produk petroleum, kimia, getah dan plastik <i>Petroleum, chemicals, rubber and plastic products</i>	6,161	6,414	6,701	7,073	7,094	7,091	7,441	7,995
3.4 Produk mineral bukan logam, logam asas dan produk logam yang direka <i>Non-metallic mineral products, basic metal and fabricated metal products</i>	2,785	2,844	2,790	2,939	3,013	3,193	3,503	3,680
3.5 Elektrik dan elektronik <i>Electrical and electronic</i>	10,212	10,974	11,403	11,534	11,198	10,998	11,205	11,262
3.6 Kelengkapan pengangkutan dan pembuatan lain <i>Transport equipment and other manufactures</i>	1,892	2,049	2,125	2,172	2,287	2,353	2,464	2,583
4. Pembinaan <i>Construction</i>	1,286	1,344	1,518	1,746	1,854	2,026	2,266	2,510
5. Perkhidmatan <i>Services</i>	45,797	50,890	57,420	63,391	69,756	76,090	83,501	85,035
5.1 Perkhidmatan perantara <i>Intermediate services</i>	22,900	25,291	28,616	31,768	34,584	37,663	41,186	42,486
5.1.1 Pengangkutan, penyimpanan dan komunikasi <i>Transport, storage and communication</i>	12,657	13,944	15,968	18,091	19,429	21,186	22,944	23,613
5.1.2 Kewangan, insurans, hartanah dan perkhidmatan perniagaan <i>Finance, insurance, real estate and business services</i>	10,244	11,347	12,648	13,677	15,156	16,477	18,242	18,873
5.2 Perkhidmatan akhir <i>Final services</i>	9,352	10,991	12,845	14,356	16,289	18,091	20,275	20,942
5.2.1 Utiliti <i>Utilities</i>	5,457	6,203	7,189	7,863	8,706	9,390	10,373	10,160
5.2.2 Perdagangan borong dan runcit, penginapan dan restoran <i>Wholesale and retail trade, accommodation and restaurants</i>	2,582	3,227	3,925	4,635	5,325	6,032	6,800	7,312
5.2.3 Perkhidmatan-perkhidmatan lain <i>Other services</i>	1,313	1,561	1,732	1,859	2,258	2,670	3,102	3,471
5.3 Perkhidmatan kerajaan <i>Government services</i>	13,545	14,608	15,959	17,266	18,883	20,335	22,040	21,607
Jumlah PMT <i>Total COFC</i>	80,323	87,368	95,712	104,144	111,807	120,026	131,733	136,815
B. Perubahan Peratusan Tahunan B. Annual Percentage Change								
1. Pertanian <i>Agriculture</i>	-0.2	4.4	4.6	16.1	0.7	9.5	13.9	4.3
2. Perlombongan dan kuari <i>Mining and quarrying</i>	15.7	11.7	18.2	16.8	20.6	17.0	26.8	18.4
3. Pembuatan <i>Manufacturing</i>	7.3	5.0	2.6	2.9	0.0	0.5	4.3	3.9
3.1 Makanan, minuman dan tembakau <i>Food, beverages and tobacco</i>	10.7	7.4	4.4	8.7	7.1	8.6	9.8	9.1
3.2 Produk tekstil, kulit, kayu, kertas, cetakan dan terbitan <i>Textiles, leather, wood, paper products, printing and publishing</i>	-0.7	-1.4	-2.9	-1.6	-1.3	-3.4	0.8	1.3
3.3 Produk petroleum, kimia, getah dan plastik <i>Petroleum, chemicals, rubber and plastic products</i>	14.0	4.1	4.5	5.5	0.3	0.0	4.9	7.4
3.4 Produk mineral bukan logam, logam asas dan produk logam yang direka <i>Non-metallic mineral products, basic metal and fabricated metal products</i>	2.7	2.1	-1.9	5.4	2.5	6.0	9.7	5.1
3.5 Elektrik dan elektronik <i>Electrical and electronic</i>	7.1	7.5	3.9	1.1	-2.9	-1.8	1.9	0.5
3.6 Kelengkapan pengangkutan dan pembuatan lain <i>Transport equipment and other manufactures</i>	7.2	8.3	3.7	2.2	5.3	2.9	4.7	4.8
4. Pembinaan <i>Construction</i>	6.8	4.6	12.9	15.0	6.2	9.3	11.8	10.8
5. Perkhidmatan <i>Services</i>	5.1	11.1	12.8	10.4	10.0	9.1	9.7	1.8
5.1 Perkhidmatan perantara <i>Intermediate services</i>	3.4	10.4	13.1	11.0	8.9	8.9	9.4	3.2
5.1.1 Pengangkutan, penyimpanan dan komunikasi <i>Transport, storage and communication</i>	0.0	10.2	14.5	13.3	7.4	9.0	8.3	2.9
5.1.2 Kewangan, insurans, hartanah dan perkhidmatan perniagaan <i>Finance, insurance, real estate and business services</i>	7.9	10.8	11.5	8.1	10.8	8.7	10.7	3.5
5.2 Perkhidmatan akhir <i>Final services</i>	6.7	17.5	16.9	11.8	13.5	11.1	12.1	3.3
5.2.1 Utiliti <i>Utilities</i>	9.6	13.7	15.9	9.4	10.7	7.8	10.5	-2.1
5.2.2 Perdagangan borong dan runcit, penginapan dan restoran <i>Wholesale and retail trade, accommodation and restaurants</i>	-3.7	25.0	21.6	18.1	14.9	13.3	12.7	7.5
5.2.3 Perkhidmatan-perkhidmatan lain <i>Other services</i>	19.0	18.9	10.9	7.3	21.5	18.2	16.2	11.9
5.3 Perkhidmatan kerajaan <i>Government services</i>	7.1	7.8	9.3	8.2	9.4	7.7	8.4	-2.0
Jumlah PMT <i>Total COFC</i>	6.1	8.8	9.5	8.8	7.4	7.4	9.8	3.9

Jadual **4.1.0**
Table

PMT mengikut Jenis Aktiviti Ekonomi pada Harga Semasa
COFC by Kind of Economic Activity at Current Prices

Jenis Aktiviti Ekonomi Kind of Economic Activity	2005	2006	2007	2008	2009	2010	2011 ^e	2012 ^p
C. Pembahagian Peratus PMT C. Percentage Share of COFC								
1. Pertanian <i>Agriculture</i>	4.2	4.1	3.9	4.1	3.9	4.0	4.1	4.1
2. Perlombongan dan kuari <i>Mining and quarrying</i>	4.6	4.7	5.1	5.5	6.1	6.7	7.7	8.8
3. Pembuatan <i>Manufacturing</i>	32.6	31.4	29.5	27.9	25.9	24.3	23.1	23.1
3.1 Makanan, minuman dan tembakau <i>Food, beverages and tobacco</i>	2.2	2.2	2.1	2.1	2.1	2.1	2.1	2.2
3.2 Produk tekstil, kulit, kayu, kertas, cetakan dan terbitan <i>Textiles, leather, wood, paper products, printing and publishing</i>	4.2	3.8	3.3	3.0	2.8	2.5	2.3	2.2
3.3 Produk petroleum, kimia, getah dan plastik <i>Petroleum, chemicals, rubber and plastic products</i>	7.7	7.3	7.0	6.8	6.3	5.9	5.6	5.8
3.4 Produk mineral bukan logam, logam asas dan produk logam yang direka <i>Non-metallic mineral products, basic metal and fabricated metal products</i>	3.5	3.3	2.9	2.8	2.7	2.7	2.7	2.7
3.5 Elektrik dan elektronik <i>Electrical and electronic</i>	12.7	12.6	11.9	11.1	10.0	9.2	8.5	8.2
3.6 Kelengkapan pengangkutan dan pembuatan lain <i>Transport equipment and other manufactures</i>	2.4	2.3	2.2	2.1	2.0	2.0	1.9	1.9
4. Pembinaan <i>Construction</i>	1.6	1.5	1.6	1.7	1.7	1.7	1.7	1.8
5. Perkhidmatan <i>Services</i>	57.0	58.2	60.0	60.9	62.4	63.4	63.4	62.2
5.1 Perkhidmatan perantara <i>Intermediate services</i>	28.5	28.9	29.9	30.5	30.9	31.4	31.3	31.1
5.1.1 Pengangkutan, penyimpanan dan komunikasi <i>Transport, storage and communication</i>	15.8	16.0	16.7	17.4	17.4	17.7	17.4	17.3
5.1.2 Kewangan, insurans, hartanah dan perkhidmatan perniagaan <i>Finance, insurance, real estate and business services</i>	12.8	13.0	13.2	13.1	13.6	13.7	13.8	13.8
5.2 Perkhidmatan akhir <i>Final services</i>	11.6	12.6	13.4	13.8	14.6	15.1	15.4	15.3
5.2.1 Utiliti <i>Utilities</i>	6.8	7.1	7.5	7.5	7.8	7.8	7.9	7.4
5.2.2 Perdagangan borong dan runcit, penginapan dan restoran <i>Wholesale and retail trade, accommodation and restaurants</i>	3.2	3.7	4.1	4.5	4.8	5.0	5.2	5.3
5.2.3 Perkhidmatan-perkhidmatan lain <i>Other services</i>	1.6	1.8	1.8	1.8	2.0	2.2	2.4	2.5
5.3 Perkhidmatan kerajaan <i>Government services</i>	16.9	16.7	16.7	16.6	16.9	16.9	16.7	15.8
Jumlah PMT <i>Total COFC</i>	100.0	100.0	100.0	100.0	100.0	100.0	100.0	100.0
D. Pembahagian Peratus Pembuatan D. Percentage Share to Manufacturing								
3. Pembuatan <i>Manufacturing</i>								
3.1 Makanan, minuman dan tembakau <i>Food, beverages and tobacco</i>	6.7	6.9	7.0	7.4	7.9	8.6	9.0	9.5
3.2 Produk tekstil, kulit, kayu, kertas, cetakan dan terbitan <i>Textiles, leather, wood, paper products, printing and publishing</i>	12.8	12.0	11.3	10.8	10.7	10.3	10.0	9.7
3.3 Produk petroleum, kimia, getah dan plastik <i>Petroleum, chemicals, rubber and plastic products</i>	23.6	23.4	23.8	24.4	24.5	24.3	24.5	25.3
3.4 Produk mineral bukan logam, logam asas dan produk logam yang direka <i>Non-metallic mineral products, basic metal and fabricated metal products</i>	10.6	10.4	9.9	10.1	10.4	11.0	11.5	11.7
3.5 Elektrik dan elektronik <i>Electrical and electronic</i>	39.0	40.0	40.5	39.8	38.6	37.8	36.9	35.7
3.6 Kelengkapan pengangkutan dan pembuatan lain <i>Transport equipment and other manufactures</i>	7.2	7.5	7.5	7.5	7.9	8.1	8.1	8.2
Jumlah Pembuatan <i>Total Manufacturing</i>	100.0	100.0	100.0	100.0	100.0	100.0	100.0	100.0
E. Pembahagian Peratus Perkhidmatan E. Percentage Share to Services								
5. Perkhidmatan <i>Services</i>								
5.1 Perkhidmatan perantara <i>Intermediate services</i>	50.0	49.7	49.8	50.1	49.6	49.5	49.3	50.0
5.1.1 Pengangkutan, penyimpanan dan komunikasi <i>Transport, storage and communication</i>	27.6	27.4	27.8	28.5	27.9	27.8	27.5	27.8
5.1.2 Kewangan, insurans, hartanah dan perkhidmatan perniagaan <i>Finance, insurance, real estate and business services</i>	22.4	22.3	22.0	21.6	21.7	21.7	21.8	22.2
5.2 Perkhidmatan akhir <i>Final services</i>	20.4	21.6	22.4	22.6	23.4	23.8	24.3	24.6
5.2.1 Utiliti <i>Utilities</i>	11.9	12.2	12.5	12.4	12.5	12.3	12.4	11.9
5.2.2 Perdagangan borong dan runcit, penginapan dan restoran <i>Wholesale and retail trade, accommodation and restaurants</i>	5.6	6.3	6.8	7.3	7.6	7.9	8.1	8.6
5.2.3 Perkhidmatan-perkhidmatan lain <i>Other services</i>	2.9	3.1	3.0	2.9	3.2	3.5	3.7	4.1
5.3 Perkhidmatan kerajaan <i>Government services</i>	29.6	28.7	27.8	27.2	27.1	26.7	26.4	25.4
Jumlah Perkhidmatan <i>Total Services</i>	100.0	100.0	100.0	100.0	100.0	100.0	100.0	100.0

Jenis Aktiviti Ekonomi Kind of Economic Activity	2005	2006	2007	2008	2009	2010	2011 ^e	2012 ^p
A. Nilai Akhir Tahun (RM Juta) A. End Year Value (RM Million)								
1. Pertanian <i>Agriculture</i>	3,393	3,430	3,512	3,674	3,827	4,023	4,262	4,528
2. Perlombongan dan kuari <i>Mining and quarrying</i>	3,695	3,829	4,067	4,614	5,420	6,535	7,808	9,427
3. Pembuatan <i>Manufacturing</i>	26,153	26,860	27,247	27,619	26,983	26,669	27,228	28,304
3.1 Makanan, minuman dan tembakau <i>Food, beverages and tobacco</i>	1,760	1,849	1,903	2,035	2,126	2,266	2,436	2,672
3.2 Produk tekstil, kulit, kayu, kertas, cetakan dan terbitan <i>Textiles, leather, wood, paper products, printing and publishing</i>	3,343	3,222	3,080	2,978	2,847	2,677	2,613	2,661
3.3 Produk petroleum, kimia, getah dan plastik <i>Petroleum, chemicals, rubber and plastic products</i>	6,161	6,273	6,477	6,734	6,606	6,517	6,716	7,199
3.4 Produk mineral bukan logam, logam asas dan produk logam yang direka <i>Non-metallic mineral products, basic metal and fabricated metal products</i>	2,785	2,782	2,695	2,793	2,794	2,907	3,133	3,296
3.5 Elektrik dan elektronik <i>Electrical and electronic</i>	10,212	10,730	11,038	11,011	10,486	10,149	10,129	10,162
3.6 Kelengkapan pengangkutan dan pembuatan lain <i>Transport equipment and other manufactures</i>	1,892	2,005	2,054	2,068	2,124	2,152	2,202	2,313
4. Pembinaan <i>Construction</i>	1,286	1,318	1,468	1,669	1,728	1,845	2,015	2,248
5. Perkhidmatan <i>Services</i>	45,795	49,470	54,240	58,718	61,809	64,431	66,819	70,050
5.1 Perkhidmatan perantara <i>Intermediate services</i>	22,900	24,606	27,082	29,542	30,891	32,125	33,167	35,004
5.1.1 Pengangkutan, penyimpanan dan komunikasi <i>Transport, storage and communication</i>	12,657	13,686	15,416	17,303	18,157	19,205	20,061	21,360
5.1.2 Kewangan, insurans, hartanah dan perkhidmatan perniagaan <i>Finance, insurance, real estate and business services</i>	10,244	10,920	11,666	12,239	12,733	12,920	13,106	13,645
5.2 Perkhidmatan akhir <i>Final services</i>	9,350	10,645	12,066	13,231	14,352	15,337	16,410	17,621
5.2.1 Utiliti <i>Utilities</i>	5,457	5,983	6,674	7,135	7,472	7,652	7,964	8,362
5.2.2 Perdagangan borong dan runcit, penginapan dan restoran <i>Wholesale and retail trade, accommodation and restaurants</i>	2,582	3,142	3,735	4,339	4,794	5,250	5,669	6,140
5.2.3 Perkhidmatan-perkhidmatan lain <i>Other services</i>	1,311	1,520	1,657	1,757	2,086	2,436	2,778	3,120
5.3 Perkhidmatan kerajaan <i>Government services</i>	13,545	14,219	15,092	15,944	16,567	16,969	17,242	17,424
Jumlah PMT <i>Total COFC</i>	80,322	84,907	90,534	96,294	99,767	103,502	108,132	114,556
B. Perubahan Peratusan Tahunan B. Annual Percentage Change								
1. Pertanian <i>Agriculture</i>	3.0	1.1	2.4	4.6	4.2	5.1	5.9	6.2
2. Perlombongan dan kuari <i>Mining and quarrying</i>	3.9	3.6	6.2	13.4	17.5	20.6	19.5	20.7
3. Pembuatan <i>Manufacturing</i>	4.7	2.7	1.4	1.4	-2.3	-1.2	2.1	3.9
3.1 Makanan, minuman dan tembakau <i>Food, beverages and tobacco</i>	8.0	5.0	2.9	6.9	4.5	6.6	7.5	9.7
3.2 Produk tekstil, kulit, kayu, kertas, cetakan dan terbitan <i>Textiles, leather, wood, paper products, printing and publishing</i>	-3.1	-3.6	-4.4	-3.3	-4.4	-6.0	-2.4	1.8
3.3 Produk petroleum, kimia, getah dan plastik <i>Petroleum, chemicals, rubber and plastic products</i>	11.2	1.8	3.2	4.0	-1.9	-1.4	3.1	7.2
3.4 Produk mineral bukan logam, logam asas dan produk logam yang direka <i>Non-metallic mineral products, basic metal and fabricated metal products</i>	0.3	-0.1	-3.1	3.6	0.0	4.1	7.7	5.2
3.5 Elektrik dan elektronik <i>Electrical and electronic</i>	4.5	5.1	2.9	-0.2	-4.8	-3.2	-0.2	0.3
3.6 Kelengkapan pengangkutan dan pembuatan lain <i>Transport equipment and other manufactures</i>	4.7	6.0	2.4	0.7	2.7	1.3	2.3	5.1
4. Pembinaan <i>Construction</i>	4.4	2.6	11.4	13.6	3.6	6.7	9.2	11.6
5. Perkhidmatan <i>Services</i>	2.7	8.0	9.6	8.3	5.3	4.2	3.7	4.8
5.1 Perkhidmatan perantara <i>Intermediate services</i>	1.4	7.4	10.1	9.1	4.6	4.0	3.2	5.5
5.1.1 Pengangkutan, penyimpanan dan komunikasi <i>Transport, storage and communication</i>	-1.4	8.1	12.6	12.2	4.9	5.8	4.5	6.5
5.1.2 Kewangan, insurans, hartanah dan perkhidmatan perniagaan <i>Finance, insurance, real estate and business services</i>	5.0	6.6	6.8	4.9	4.0	1.5	1.4	4.1
5.2 Perkhidmatan akhir <i>Final services</i>	3.8	13.8	13.3	9.7	8.5	6.9	7.0	7.4
5.2.1 Utiliti <i>Utilities</i>	6.3	9.6	11.6	6.9	4.7	2.4	4.1	5.0
5.2.2 Perdagangan borong dan runcit, penginapan dan restoran <i>Wholesale and retail trade, accommodation and restaurants</i>	-6.0	21.7	18.9	16.2	10.5	9.5	8.0	8.3
5.2.3 Perkhidmatan-perkhidmatan lain <i>Other services</i>	16.0	15.9	9.0	6.0	18.7	16.8	14.0	12.3
5.3 Perkhidmatan kerajaan <i>Government services</i>	4.1	5.0	6.1	5.7	3.9	2.4	1.6	1.1
Jumlah PMT <i>Total COFC</i>	3.4	5.7	6.6	6.4	3.6	3.7	4.5	5.9

Jenis Aktiviti Ekonomi Kind of Economic Activity	2005	2006	2007	2008	2009	2010	2011 ^e	2012 ^p
C. Pembahagian Peratus PMT C. Percentage Share of COFC								
1. Pertanian <i>Agriculture</i>	4.2	4.0	3.9	3.8	3.8	3.9	3.9	4.0
2. Perlombongan dan kuari <i>Mining and quarrying</i>	4.6	4.5	4.5	4.8	5.4	6.3	7.2	8.2
3. Pembuatan <i>Manufacturing</i>	32.6	31.6	30.1	28.7	27.0	25.8	25.2	24.7
3.1 Makanan, minuman dan tembakau <i>Food, beverages and tobacco</i>	2.2	2.2	2.1	2.1	2.1	2.2	2.3	2.3
3.2 Produk tekstil, kulit, kayu, kertas, cetakan dan terbitan <i>Textiles, leather, wood, paper products, printing and publishing</i>	4.2	3.8	3.4	3.1	2.9	2.6	2.4	2.3
3.3 Produk petroleum, kimia, getah dan plastik <i>Petroleum, chemicals, rubber and plastic products</i>	7.7	7.4	7.2	7.0	6.6	6.3	6.2	6.3
3.4 Produk mineral bukan logam, logam asas dan produk logam yang direka <i>Non-metallic mineral products, basic metal and fabricated metal products</i>	3.5	3.3	3.0	2.9	2.8	2.8	2.9	2.9
3.5 Elektrik dan elektronik <i>Electrical and electronic</i>	12.7	12.6	12.2	11.4	10.5	9.8	9.4	8.9
3.6 Kelengkapan pengangkutan dan pembuatan lain <i>Transport equipment and other manufactures</i>	2.4	2.4	2.3	2.1	2.1	2.1	2.0	2.0
4. Pembinaan <i>Construction</i>	1.6	1.6	1.6	1.7	1.7	1.8	1.9	2.0
5. Perkhidmatan <i>Services</i>	57.0	58.3	59.9	61.0	62.0	62.3	61.8	61.1
5.1 Perkhidmatan perantara <i>Intermediate services</i>	28.5	29.0	29.9	30.7	31.0	31.0	30.7	30.6
5.1.1 Pengangkutan, penyimpanan dan komunikasi <i>Transport, storage and communication</i>	15.8	16.1	17.0	18.0	18.2	18.6	18.6	18.6
5.1.2 Kewangan, insurans, hartanah dan perkhidmatan perniagaan <i>Finance, insurance, real estate and business services</i>	12.8	12.9	12.9	12.7	12.8	12.5	12.1	11.9
5.2 Perkhidmatan akhir <i>Final services</i>	11.6	12.5	13.3	13.7	14.4	14.8	15.2	15.4
5.2.1 Utiliti <i>Utilities</i>	6.8	7.0	7.4	7.4	7.5	7.4	7.4	7.3
5.2.2 Perdagangan borong dan runcit, penginapan dan restoran <i>Wholesale and retail trade, accommodation and restaurants</i>	3.2	3.7	4.1	4.5	4.8	5.1	5.2	5.4
5.2.3 Perkhidmatan-perkhidmatan lain <i>Other services</i>	1.6	1.8	1.8	1.8	2.1	2.4	2.6	2.7
5.3 Perkhidmatan kerajaan <i>Government services</i>	16.9	16.7	16.7	16.6	16.6	16.4	15.9	15.2
Jumlah PMT <i>Total COFC</i>	100.0	100.0	100.0	100.0	100.0	100.0	100.0	100.0
D. Pembahagian Peratus Pembuatan D. Percentage Share to Manufacturing								
3. Pembuatan <i>Manufacturing</i>								
3.1 Makanan, minuman dan tembakau <i>Food, beverages and tobacco</i>	6.7	6.9	7.0	7.4	7.9	8.5	8.9	9.4
3.2 Produk tekstil, kulit, kayu, kertas, cetakan dan terbitan <i>Textiles, leather, wood, paper products, printing and publishing</i>	12.8	12.0	11.3	10.8	10.6	10.0	9.6	9.4
3.3 Produk petroleum, kimia, getah dan plastik <i>Petroleum, chemicals, rubber and plastic products</i>	23.6	23.4	23.8	24.4	24.5	24.4	24.7	25.4
3.4 Produk mineral bukan logam, logam asas dan produk logam yang direka <i>Non-metallic mineral products, basic metal and fabricated metal products</i>	10.6	10.4	9.9	10.1	10.4	10.9	11.5	11.6
3.5 Elektrik dan elektronik <i>Electrical and electronic</i>	39.0	39.9	40.5	39.9	38.9	38.1	37.2	35.9
3.6 Kelengkapan pengangkutan dan pembuatan lain <i>Transport equipment and other manufactures</i>	7.2	7.5	7.5	7.5	7.9	8.1	8.1	8.2
Jumlah Pembuatan <i>Total Manufacturing</i>	100.0	100.0	100.0	100.0	100.0	100.0	100.0	100.0
E. Pembahagian Peratus Perkhidmatan E. Percentage Share to Services								
5. Perkhidmatan <i>Services</i>								
5.1 Perkhidmatan perantara <i>Intermediate services</i>	50.0	49.7	49.9	50.3	50.0	49.9	49.6	50.0
5.1.1 Pengangkutan, penyimpanan dan komunikasi <i>Transport, storage and communication</i>	27.6	27.7	28.4	29.5	29.4	29.8	30.0	30.5
5.1.2 Kewangan, insurans, hartanah dan perkhidmatan perniagaan <i>Finance, insurance, real estate and business services</i>	22.4	22.1	21.5	20.8	20.6	20.1	19.6	19.5
5.2 Perkhidmatan akhir <i>Final services</i>	20.4	21.5	22.2	22.5	23.2	23.8	24.6	25.2
5.2.1 Utiliti <i>Utilities</i>	11.9	12.1	12.3	12.2	12.1	11.9	11.9	11.9
5.2.2 Perdagangan borong dan runcit, penginapan dan restoran <i>Wholesale and retail trade, accommodation and restaurants</i>	5.6	6.4	6.9	7.4	7.8	8.1	8.5	8.8
5.2.3 Perkhidmatan-perkhidmatan lain <i>Other services</i>	2.9	3.1	3.1	3.0	3.4	3.8	4.2	4.5
5.3 Perkhidmatan kerajaan <i>Government services</i>	29.6	28.7	27.8	27.2	26.8	26.3	25.8	24.9
Jumlah Perkhidmatan <i>Total Services</i>	100.0	100.0	100.0	100.0	100.0	100.0	100.0	100.0

HARGA SEMASA **CURRENT PRICES**

Jadual Terperinci mengikut Jenis Aset dan Jenis Aktiviti Ekonomi *Detailed Tables by Type of Assets and Kind of Economic Activity*

Stok Modal Kasar
Gross Capital Stock

Stok Modal Bersih
Net Capital Stock

Stok Modal Produktif
Productive Capital Stock

Penggunaan Modal Tetap
Consumption of Fixed Capital



Jenis Aktiviti Ekonomi Kind of Economic Activity	2005	2006	2007	2008	2009	2010	2011 ^e	2012 ^p
A. Nilai Akhir Tahun (RM Juta) A. End Year Value (RM Million)								
1. Pertanian <i>Agriculture</i>	21,065	22,074	23,425	24,349	26,514	29,137	32,717	30,398
2. Perlombongan dan kuari <i>Mining and quarrying</i>	8,889	9,232	9,691	9,959	10,746	11,684	12,951	11,694
3. Pembuatan <i>Manufacturing</i>	92,139	100,202	109,725	119,522	132,416	149,594	174,250	179,649
3.1 Makanan, minuman dan tembakau <i>Food, beverages and tobacco</i>	9,243	9,992	10,865	12,000	13,296	14,889	17,407	17,892
3.2 Produk tekstil, kulit, kayu, kertas, cetakan dan terbitan <i>Textiles, leather, wood, paper products, printing and publishing</i>	18,076	19,100	20,483	21,530	23,646	25,772	28,710	28,310
3.3 Produk petroleum, kimia, getah dan plastik <i>Petroleum, chemicals, rubber and plastic products</i>	16,695	18,672	21,481	24,445	27,672	31,825	38,140	41,711
3.4 Produk mineral bukan logam, logam asas dan produk logam yang direka <i>Non-metallic mineral products, basic metal and fabricated metal products</i>	11,061	12,004	12,853	14,501	16,240	18,522	21,596	22,101
3.5 Elektrik dan elektronik <i>Electrical and electronic</i>	29,137	31,750	34,517	36,912	40,038	45,841	53,863	54,958
3.6 Kelengkapan pengangkutan dan pembuatan lain <i>Transport equipment and other manufactures</i>	7,927	8,685	9,525	10,133	11,525	12,745	14,534	14,676
4. Pembinaan <i>Construction</i>	9,775	10,422	11,398	12,230	13,015	14,356	16,263	16,551
5. Perkhidmatan <i>Services</i>	954,451	1,031,573	1,128,303	1,213,003	1,364,578	1,537,092	1,751,973	1,710,955
5.1 Perkhidmatan perantara <i>Intermediate services</i>	464,191	495,484	534,612	566,464	629,480	700,535	792,898	780,602
5.1.1 Pengangkutan, penyimpanan dan komunikasi <i>Transport, storage and communication</i>	182,346	191,133	202,331	209,706	232,228	258,726	290,567	261,919
5.1.2 Kewangan, insurans, hartanah dan perkhidmatan perniagaan <i>Finance, insurance, real estate and business services</i>	281,845	304,351	332,281	356,758	397,252	441,809	502,331	518,683
5.2 Perkhidmatan akhir <i>Final services</i>	170,243	182,243	199,381	213,146	239,099	268,687	307,538	295,038
5.2.1 Utiliti <i>Utilities</i>	124,274	131,331	141,631	149,251	165,144	182,688	205,376	186,270
5.2.2 Perdagangan borong dan runcit, penginapan dan restoran <i>Wholesale and retail trade, accommodation and restaurants</i>	37,650	41,902	47,552	53,313	61,696	71,616	85,094	90,884
5.2.3 Perkhidmatan-perkhidmatan lain <i>Other services</i>	8,320	9,010	10,199	10,582	12,259	14,384	17,068	17,884
5.3 Perkhidmatan kerajaan <i>Government services</i>	320,017	353,846	394,310	433,393	496,000	567,869	651,537	635,315
Jumlah SMK <i>Total GKS</i>	1,086,319	1,173,503	1,282,542	1,379,064	1,547,269	1,741,863	1,988,154	1,949,246
B. Perubahan Peratusan Tahunan B. Annual Percentage Change								
1. Pertanian <i>Agriculture</i>	4.8	4.8	6.1	3.9	8.9	9.9	12.3	-7.1
2. Perlombongan dan kuari <i>Mining and quarrying</i>	2.7	3.9	5.0	2.8	7.9	8.7	10.8	-9.7
3. Pembuatan <i>Manufacturing</i>	8.9	8.8	9.5	8.9	10.8	13.0	16.5	3.1
3.1 Makanan, minuman dan tembakau <i>Food, beverages and tobacco</i>	9.7	8.1	8.7	10.4	10.8	12.0	16.9	2.8
3.2 Produk tekstil, kulit, kayu, kertas, cetakan dan terbitan <i>Textiles, leather, wood, paper products, printing and publishing</i>	5.9	5.7	7.2	5.1	9.8	9.0	11.4	-1.4
3.3 Produk petroleum, kimia, getah dan plastik <i>Petroleum, chemicals, rubber and plastic products</i>	11.9	11.8	15.0	13.8	13.2	15.0	19.8	9.4
3.4 Produk mineral bukan logam, logam asas dan produk logam yang direka <i>Non-metallic mineral products, basic metal and fabricated metal products</i>	8.9	8.5	7.1	12.8	12.0	14.1	16.6	2.3
3.5 Elektrik dan elektronik <i>Electrical and electronic</i>	9.8	9.0	8.7	6.9	8.5	14.5	17.5	2.0
3.6 Kelengkapan pengangkutan dan pembuatan lain <i>Transport equipment and other manufactures</i>	5.2	9.6	9.7	6.4	13.7	10.6	14.0	1.0
4. Pembinaan <i>Construction</i>	13.5	6.6	9.4	7.3	6.4	10.3	13.3	1.8
5. Perkhidmatan <i>Services</i>	7.0	8.1	9.4	7.5	12.5	12.6	14.0	-2.3
5.1 Perkhidmatan perantara <i>Intermediate services</i>	5.8	6.7	7.9	6.0	11.1	11.3	13.2	-1.6
5.1.1 Pengangkutan, penyimpanan dan komunikasi <i>Transport, storage and communication</i>	3.6	4.8	5.9	3.6	10.7	11.4	12.3	-9.9
5.1.2 Kewangan, insurans, hartanah dan perkhidmatan perniagaan <i>Finance, insurance, real estate and business services</i>	7.3	8.0	9.2	7.4	11.4	11.2	13.7	3.3
5.2 Perkhidmatan akhir <i>Final services</i>	7.4	7.0	9.4	6.9	12.2	12.4	14.5	-4.1
5.2.1 Utiliti <i>Utilities</i>	6.4	5.7	7.8	5.4	10.6	10.6	12.4	-9.3
5.2.2 Perdagangan borong dan runcit, penginapan dan restoran <i>Wholesale and retail trade, accommodation and restaurants</i>	10.3	11.3	13.5	12.1	15.7	16.1	18.8	6.8
5.2.3 Perkhidmatan-perkhidmatan lain <i>Other services</i>	8.8	8.3	13.2	3.8	15.8	17.3	18.7	4.8
5.3 Perkhidmatan kerajaan <i>Government services</i>	8.5	10.6	11.4	9.9	14.4	14.5	14.7	-2.5
Jumlah SMK <i>Total GKS</i>	7.1	8.0	9.3	7.5	12.2	12.6	14.1	-2.0

Jenis Aktiviti Ekonomi Kind of Economic Activity	2005	2006	2007	2008	2009	2010	2011 ^e	2012 ^p
C. Pembahagian Peratus SMK C. Percentage Share of GKS								
1. Pertanian Agriculture	1.9	1.9	1.8	1.8	1.7	1.7	1.6	1.6
2. Perlombongan dan kuari Mining and quarrying	0.8	0.8	0.8	0.7	0.7	0.7	0.7	0.6
3. Pembuatan Manufacturing	8.5	8.5	8.6	8.7	8.6	8.6	8.8	9.2
3.1 Makanan, minuman dan tembakau Food, beverages and tobacco	0.9	0.9	0.8	0.9	0.9	0.9	0.9	0.9
3.2 Produk tekstil, kulit, kayu, kertas, cetakan dan terbitan Textiles, leather, wood, paper products, printing and publishing	1.7	1.6	1.6	1.6	1.5	1.5	1.4	1.5
3.3 Produk petroleum, kimia, getah dan plastik Petroleum, chemicals, rubber and plastic products	1.5	1.6	1.7	1.8	1.8	1.8	1.9	2.1
3.4 Produk mineral bukan logam, logam asas dan produk logam yang direka Non-metallic mineral products, basic metal and fabricated metal products	1.0	1.0	1.0	1.1	1.0	1.1	1.1	1.1
3.5 Elektrik dan elektronik Electrical and electronic	2.7	2.7	2.7	2.7	2.6	2.6	2.7	2.8
3.6 Kelengkapan pengangkutan dan pembuatan lain Transport equipment and other manufactures	0.7	0.7	0.7	0.7	0.7	0.7	0.7	0.8
4. Pembinaan Construction	0.9	0.9	0.9	0.9	0.8	0.8	0.8	0.8
5. Perkhidmatan Services	87.9	87.9	88.0	88.0	88.2	88.2	88.1	87.8
5.1 Perkhidmatan perantara Intermediate services	42.7	42.2	41.7	41.1	40.7	40.2	39.9	40.0
5.1.1 Pengangkutan, penyimpanan dan komunikasi Transport, storage and communication	16.8	16.3	15.8	15.2	15.0	14.9	14.6	13.4
5.1.2 Kewangan, insurans, hartanah dan perkhidmatan perniagaan Finance, insurance, real estate and business services	25.9	25.9	25.9	25.9	25.7	25.4	25.3	26.6
5.2 Perkhidmatan akhir Final services	15.7	15.5	15.5	15.5	15.5	15.4	15.5	15.1
5.2.1 Utiliti Utilities	11.4	11.2	11.0	10.8	10.7	10.5	10.3	9.6
5.2.2 Perdagangan borong dan runcit, penginapan dan restoran Wholesale and retail trade, accommodation and restaurants	3.5	3.6	3.7	3.9	4.0	4.1	4.3	4.7
5.2.3 Perkhidmatan-perkhidmatan lain Other services	0.8	0.8	0.8	0.8	0.8	0.8	0.9	0.9
5.3 Perkhidmatan kerajaan Government services	29.5	30.2	30.7	31.4	32.1	32.6	32.8	32.6
Jumlah SMK Total GKS	100.0	100.0	100.0	100.0	100.0	100.0	100.0	100.0
D. Pembahagian Peratus Pembuatan D. Percentage Share to Manufacturing								
3. Pembuatan Manufacturing								
3.1 Makanan, minuman dan tembakau Food, beverages and tobacco	10.0	10.0	9.9	10.0	10.0	10.0	10.0	10.0
3.2 Produk tekstil, kulit, kayu, kertas, cetakan dan terbitan Textiles, leather, wood, paper products, printing and publishing	19.6	19.1	18.7	18.0	17.9	17.2	16.5	15.8
3.3 Produk petroleum, kimia, getah dan plastik Petroleum, chemicals, rubber and plastic products	18.1	18.6	19.6	20.5	20.9	21.3	21.9	23.2
3.4 Produk mineral bukan logam, logam asas dan produk logam yang direka Non-metallic mineral products, basic metal and fabricated metal products	12.0	12.0	11.7	12.1	12.3	12.4	12.4	12.3
3.5 Elektrik dan elektronik Electrical and electronic	31.6	31.7	31.5	30.9	30.2	30.6	30.9	30.6
3.6 Kelengkapan pengangkutan dan pembuatan lain Transport equipment and other manufactures	8.6	8.7	8.7	8.5	8.7	8.5	8.3	8.2
Jumlah Pembuatan Total Manufacturing	100.0	100.0	100.0	100.0	100.0	100.0	100.0	100.0
E. Pembahagian Peratus Perkhidmatan E. Percentage Share to Services								
5. Perkhidmatan Services								
5.1 Perkhidmatan perantara Intermediate services	48.6	48.0	47.4	46.7	46.1	45.6	45.3	45.6
5.1.1 Pengangkutan, penyimpanan dan komunikasi Transport, storage and communication	19.1	18.5	17.9	17.3	17.0	16.8	16.6	15.3
5.1.2 Kewangan, insurans, hartanah dan perkhidmatan perniagaan Finance, insurance, real estate and business services	29.5	29.5	29.4	29.4	29.1	28.7	28.7	30.3
5.2 Perkhidmatan akhir Final services	17.8	17.7	17.7	17.6	17.5	17.5	17.6	17.2
5.2.1 Utiliti Utilities	13.0	12.7	12.6	12.3	12.1	11.9	11.7	10.9
5.2.2 Perdagangan borong dan runcit, penginapan dan restoran Wholesale and retail trade, accommodation and restaurants	3.9	4.1	4.2	4.4	4.5	4.7	4.9	5.3
5.2.3 Perkhidmatan-perkhidmatan lain Other services	0.9	0.9	0.9	0.9	0.9	0.9	1.0	1.0
5.3 Perkhidmatan kerajaan Government services	33.5	34.3	34.9	35.7	36.3	36.9	37.2	37.1
Jumlah Perkhidmatan Total Services	100.0	100.0	100.0	100.0	100.0	100.0	100.0	100.0

Jenis Aktiviti Ekonomi Kind of Economic Activity	2005	2006	2007	2008	2009	2010	2011 ^e	2012 ^p
A. Nilai Akhir Tahun (RM Juta) A. End Year Value (RM Million)								
1. Pertanian <i>Agriculture</i>	2,207	2,250	2,262	2,312	2,398	2,653	2,973	3,361
2. Perlombongan dan kuari <i>Mining and quarrying</i>	348	319	277	224	168	336	333	339
3. Pembuatan <i>Manufacturing</i>	9,563	9,309	8,817	8,283	7,535	6,964	6,891	6,818
3.1 Makanan, minuman dan tembakau <i>Food, beverages and tobacco</i>	1,362	1,334	1,257	1,246	1,180	1,130	1,169	1,187
3.2 Produk tekstil, kulit, kayu, kertas, cetakan dan terbitan <i>Textiles, leather, wood, paper products, printing and publishing</i>	2,457	2,347	2,092	1,782	1,467	1,288	1,334	1,328
3.3 Produk petroleum, kimia, getah dan plastik <i>Petroleum, chemicals, rubber and plastic products</i>	1,632	1,599	1,520	1,433	1,315	1,213	1,169	1,225
3.4 Produk mineral bukan logam, logam asas dan produk logam yang direka <i>Non-metallic mineral products, basic metal and fabricated metal products</i>	1,585	1,534	1,581	1,585	1,548	1,507	1,481	1,442
3.5 Elektrik dan elektronik <i>Electrical and electronic</i>	1,263	1,263	1,210	1,147	1,018	935	935	902
3.6 Kelengkapan pengangkutan dan pembuatan lain <i>Transport equipment and other manufactures</i>	1,264	1,233	1,156	1,091	1,006	891	804	735
4. Pembinaan <i>Construction</i>	2,490	2,739	3,318	3,361	3,573	4,001	4,489	5,087
5. Perkhidmatan <i>Services</i>	90,324	89,798	92,402	94,764	98,894	110,106	121,888	137,970
5.1 Perkhidmatan perantara <i>Intermediate services</i>	73,988	73,979	76,885	78,288	81,681	91,168	100,860	113,439
5.1.1 Pengangkutan, penyimpanan dan komunikasi <i>Transport, storage and communication</i>	71,612	71,587	74,471	75,480	78,862	87,905	97,035	108,659
5.1.2 Kewangan, insurans, hartanah dan perkhidmatan perniagaan <i>Finance, insurance, real estate and business services</i>	2,376	2,392	2,414	2,808	2,819	3,264	3,825	4,780
5.2 Perkhidmatan akhir <i>Final services</i>	9,091	9,176	9,290	10,191	11,179	12,914	14,663	16,686
5.2.1 Utiliti <i>Utilities</i>	1,280	1,534	1,296	1,233	1,134	1,031	904	796
5.2.2 Perdagangan borong dan runcit, penginapan dan restoran <i>Wholesale and retail trade, accommodation and restaurants</i>	6,275	6,241	6,740	7,815	9,055	10,850	12,649	14,599
5.2.3 Perkhidmatan-perkhidmatan lain <i>Other services</i>	1,536	1,401	1,254	1,142	990	1,032	1,110	1,291
5.3 Perkhidmatan kerajaan <i>Government services</i>	7,244	6,643	6,228	6,286	6,034	6,024	6,364	7,844
Jumlah SMK <i>Total GKS</i>	104,931	104,415	107,077	108,945	112,567	124,060	136,574	153,575
B. Perubahan Peratusan Tahunan B. Annual Percentage Change								
1. Pertanian <i>Agriculture</i>	1.3	2.0	0.5	2.2	3.7	10.6	12.1	13.0
2. Perlombongan dan kuari <i>Mining and quarrying</i>	-5.6	-8.3	-13.1	-19.1	-25.2	100.6	-0.9	1.7
3. Pembuatan <i>Manufacturing</i>	1.6	-2.7	-5.3	-6.0	-9.0	-7.6	-1.1	-1.0
3.1 Makanan, minuman dan tembakau <i>Food, beverages and tobacco</i>	5.5	-2.1	-5.7	-0.9	-5.3	-4.2	3.4	1.6
3.2 Produk tekstil, kulit, kayu, kertas, cetakan dan terbitan <i>Textiles, leather, wood, paper products, printing and publishing</i>	0.8	-4.5	-10.9	-14.8	-17.6	-12.2	3.5	-0.4
3.3 Produk petroleum, kimia, getah dan plastik <i>Petroleum, chemicals, rubber and plastic products</i>	3.8	-2.1	-4.9	-5.7	-8.2	-7.7	-3.7	4.8
3.4 Produk mineral bukan logam, logam asas dan produk logam yang direka <i>Non-metallic mineral products, basic metal and fabricated metal products</i>	1.4	-3.2	3.1	0.2	-2.3	-2.6	-1.7	-2.7
3.5 Elektrik dan elektronik <i>Electrical and electronic</i>	-1.3	0.0	-4.2	-5.2	-11.2	-8.2	0.0	-3.5
3.6 Kelengkapan pengangkutan dan pembuatan lain <i>Transport equipment and other manufactures</i>	-0.2	-2.4	-6.3	-5.6	-7.8	-11.5	-9.8	-8.5
4. Pembinaan <i>Construction</i>	1.5	10.0	21.1	1.3	6.3	12.0	12.2	13.3
5. Perkhidmatan <i>Services</i>	-5.5	-0.6	2.9	2.6	4.4	11.3	10.7	13.2
5.1 Perkhidmatan perantara <i>Intermediate services</i>	-4.9	0.0	3.9	1.8	4.3	11.6	10.6	12.5
5.1.1 Pengangkutan, penyimpanan dan komunikasi <i>Transport, storage and communication</i>	-5.3	0.0	4.0	1.4	4.5	11.5	10.4	12.0
5.1.2 Kewangan, insurans, hartanah dan perkhidmatan perniagaan <i>Finance, insurance, real estate and business services</i>	10.0	0.7	0.9	16.3	0.4	15.8	17.2	25.0
5.2 Perkhidmatan akhir <i>Final services</i>	-7.2	0.9	1.2	9.7	9.7	15.5	13.5	13.8
5.2.1 Utiliti <i>Utilities</i>	-2.5	19.8	-15.5	-4.8	-8.0	-9.1	-12.3	-11.9
5.2.2 Perdagangan borong dan runcit, penginapan dan restoran <i>Wholesale and retail trade, accommodation and restaurants</i>	-8.4	-0.5	8.0	15.9	15.9	19.8	16.6	15.4
5.2.3 Perkhidmatan-perkhidmatan lain <i>Other services</i>	-5.6	-8.8	-10.5	-8.9	-13.4	4.3	7.5	16.3
5.3 Perkhidmatan kerajaan <i>Government services</i>	-9.1	-8.3	-6.3	0.9	-4.0	-0.2	5.6	23.2
Jumlah SMK <i>Total GKS</i>	-4.6	-0.5	2.5	1.7	3.3	10.2	10.1	12.4

Jenis Aktiviti Ekonomi Kind of Economic Activity	2005	2006	2007	2008	2009	2010	2011 ^e	2012 ^p
C. Pembahagian Peratus SMK C. Percentage Share of GKS								
1. Pertanian Agriculture	2.1	2.2	2.1	2.1	2.1	2.1	2.2	2.2
2. Perlombongan dan kuari Mining and quarrying	0.3	0.3	0.3	0.2	0.1	0.3	0.2	0.2
3. Pembuatan Manufacturing	9.1	8.9	8.2	7.6	6.7	5.6	5.0	4.4
3.1 Makanan, minuman dan tembakau Food, beverages and tobacco	1.3	1.3	1.2	1.1	1.0	0.9	0.9	0.8
3.2 Produk tekstil, kulit, kayu, kertas, cetakan dan terbitan Textiles, leather, wood, paper products, printing and publishing	2.3	2.2	2.0	1.6	1.3	1.0	1.0	0.9
3.3 Produk petroleum, kimia, getah dan plastik Petroleum, chemicals, rubber and plastic products	1.6	1.5	1.4	1.3	1.2	1.0	0.9	0.8
3.4 Produk mineral bukan logam, logam asas dan produk logam yang direka Non-metallic mineral products, basic metal and fabricated metal products	1.5	1.5	1.5	1.5	1.4	1.2	1.1	0.9
3.5 Elektrik dan elektronik Electrical and electronic	1.2	1.2	1.1	1.1	0.9	0.8	0.7	0.6
3.6 Kelengkapan pengangkutan dan pembuatan lain Transport equipment and other manufactures	1.2	1.2	1.1	1.0	0.9	0.7	0.6	0.5
4. Pembinaan Construction	2.4	2.6	3.1	3.1	3.2	3.2	3.3	3.3
5. Perkhidmatan Services	86.1	86.0	86.3	87.0	87.9	88.8	89.2	89.8
5.1 Perkhidmatan perantara Intermediate services	70.5	70.9	71.8	71.9	72.6	73.5	73.9	73.9
5.1.1 Pengangkutan, penyimpanan dan komunikasi Transport, storage and communication	68.2	68.6	69.5	69.3	70.1	70.9	71.0	70.8
5.1.2 Kewangan, insurans, hartanah dan perkhidmatan perniagaan Finance, insurance, real estate and business services	2.3	2.3	2.3	2.6	2.5	2.6	2.8	3.1
5.2 Perkhidmatan akhir Final services	8.7	8.8	8.7	9.4	9.9	10.4	10.7	10.9
5.2.1 Utiliti Utilities	1.2	1.5	1.2	1.1	1.0	0.8	0.7	0.5
5.2.2 Perdagangan borong dan runcit, penginapan dan restoran Wholesale and retail trade, accommodation and restaurants	6.0	6.0	6.3	7.2	8.0	8.7	9.3	9.5
5.2.3 Perkhidmatan-perkhidmatan lain Other services	1.5	1.3	1.2	1.0	0.9	0.8	0.8	0.8
5.3 Perkhidmatan kerajaan Government services	6.9	6.4	5.8	5.8	5.4	4.9	4.7	5.1
Jumlah SMK Total GKS	100.0	100.0	100.0	100.0	100.0	100.0	100.0	100.0
D. Pembahagian Peratus Pembuatan D. Percentage Share to Manufacturing								
3. Pembuatan Manufacturing								
3.1 Makanan, minuman dan tembakau Food, beverages and tobacco	14.2	14.3	14.3	15.0	15.7	16.2	17.0	17.4
3.2 Produk tekstil, kulit, kayu, kertas, cetakan dan terbitan Textiles, leather, wood, paper products, printing and publishing	25.7	25.2	23.7	21.5	19.5	18.5	19.4	19.5
3.3 Produk petroleum, kimia, getah dan plastik Petroleum, chemicals, rubber and plastic products	17.1	17.2	17.2	17.3	17.5	17.4	17.0	18.0
3.4 Produk mineral bukan logam, logam asas dan produk logam yang direka Non-metallic mineral products, basic metal and fabricated metal products	16.6	16.5	17.9	19.1	20.5	21.6	21.5	21.1
3.5 Elektrik dan elektronik Electrical and electronic	13.2	13.6	13.7	13.8	13.5	13.4	13.6	13.2
3.6 Kelengkapan pengangkutan dan pembuatan lain Transport equipment and other manufactures	13.2	13.2	13.1	13.2	13.4	12.8	11.7	10.8
Jumlah Pembuatan Total Manufacturing	100.0	100.0	100.0	100.0	100.0	100.0	100.0	100.0
E. Pembahagian Peratus Perkhidmatan E. Percentage Share to Services								
5. Perkhidmatan Services								
5.1 Perkhidmatan perantara Intermediate services	81.9	82.4	83.2	82.6	82.6	82.8	82.7	82.2
5.1.1 Pengangkutan, penyimpanan dan komunikasi Transport, storage and communication	79.3	79.7	80.6	79.6	79.7	79.8	79.6	78.8
5.1.2 Kewangan, insurans, hartanah dan perkhidmatan perniagaan Finance, insurance, real estate and business services	2.6	2.7	2.6	3.0	2.9	3.0	3.1	3.5
5.2 Perkhidmatan akhir Final services	10.1	10.2	10.1	10.8	11.3	11.7	12.0	12.1
5.2.1 Utiliti Utilities	1.4	1.7	1.4	1.3	1.1	0.9	0.7	0.6
5.2.2 Perdagangan borong dan runcit, penginapan dan restoran Wholesale and retail trade, accommodation and restaurants	6.9	6.9	7.3	8.2	9.2	9.9	10.4	10.6
5.2.3 Perkhidmatan-perkhidmatan lain Other services	1.7	1.6	1.4	1.2	1.0	0.9	0.9	0.9
5.3 Perkhidmatan kerajaan Government services	8.0	7.4	6.7	6.6	6.1	5.5	5.2	5.7
Jumlah Perkhidmatan Total Services	100.0	100.0	100.0	100.0	100.0	100.0	100.0	100.0

Jadual 1.1.13
Table

SMK mengikut Jenis Aset dan Jenis Aktiviti Ekonomi pada Harga Semasa - Jentera dan Kelengkapan
GKS by Type of Assets and Kind of Economic Activity at Current Prices - Machinery and Equipment

Jenis Aktiviti Ekonomi Kind of Economic Activity	2005	2006	2007	2008	2009	2010	2011 ^e	2012 ^p
A. Nilai Akhir Tahun (RM Juta) A. End Year Value (RM Million)								
1. Pertanian <i>Agriculture</i>	5,436	5,775	6,170	6,612	7,188	7,426	7,685	8,027
2. Perlombongan dan kuari <i>Mining and quarrying</i>	14,905	13,882	14,613	17,932	23,195	31,012	39,149	52,231
3. Pembuatan <i>Manufacturing</i>	193,922	204,212	205,907	211,192	209,017	209,849	211,620	216,022
3.1 Makanan, minuman dan tembakau <i>Food, beverages and tobacco</i>	11,175	12,043	12,834	14,021	15,490	16,594	18,081	20,277
3.2 Produk tekstil, kulit, kayu, kertas, cetakan dan terbitan <i>Textiles, leather, wood, paper products, printing and publishing</i>	23,057	22,452	21,588	21,361	20,350	19,498	18,965	19,401
3.3 Produk petroleum, kimia, getah dan plastik <i>Petroleum, chemicals, rubber and plastic products</i>	46,109	49,335	51,846	55,112	54,610	56,104	56,612	59,831
3.4 Produk mineral bukan logam, logam asas dan produk logam yang direka <i>Non-metallic mineral products, basic metal and fabricated metal products</i>	21,531	21,185	20,538	21,225	21,182	22,399	23,697	24,192
3.5 Elektrik dan elektronik <i>Electrical and electronic</i>	79,645	85,748	85,190	84,965	81,972	79,478	78,057	75,209
3.6 Kelengkapan pengangkutan dan pembuatan lain <i>Transport equipment and other manufactures</i>	12,405	13,449	13,911	14,508	15,412	15,776	16,209	17,113
4. Pembinaan <i>Construction</i>	4,972	5,169	5,565	6,220	6,732	7,466	8,318	9,505
5. Perkhidmatan <i>Services</i>	112,838	124,390	141,098	152,858	163,891	167,685	173,484	179,740
5.1 Perkhidmatan perantara <i>Intermediate services</i>	28,732	32,286	38,873	42,418	45,987	44,940	45,953	49,828
5.1.1 Pengangkutan, penyimpanan dan komunikasi <i>Transport, storage and communication</i>	20,432	23,072	28,688	30,995	34,147	33,809	35,363	38,818
5.1.2 Kewangan, insurans, hartanah dan perkhidmatan perniagaan <i>Finance, insurance, real estate and business services</i>	8,301	9,214	10,185	11,423	11,840	11,131	10,590	11,010
5.2 Perkhidmatan akhir <i>Final services</i>	25,849	29,263	35,130	40,247	45,810	50,249	55,209	60,152
5.2.1 Utiliti <i>Utilities</i>	14,875	17,110	21,304	24,301	27,224	30,089	33,325	36,302
5.2.2 Perdagangan borong dan runcit, penginapan dan restoran <i>Wholesale and retail trade, accommodation and restaurants</i>	7,664	8,342	9,309	10,599	11,852	12,399	13,163	14,108
5.2.3 Perkhidmatan-perkhidmatan lain <i>Other services</i>	3,311	3,812	4,517	5,346	6,734	7,761	8,721	9,742
5.3 Perkhidmatan kerajaan <i>Government services</i>	58,256	62,841	67,095	70,193	72,094	72,495	72,322	69,759
Jumlah SMK <i>Total GKS</i>	332,073	353,428	373,353	394,814	410,023	423,439	440,256	465,525
B. Perubahan Peratusan Tahunan B. Annual Percentage Change								
1. Pertanian <i>Agriculture</i>	8.2	6.2	6.8	7.2	8.7	3.3	3.5	4.4
2. Perlombongan dan kuari <i>Mining and quarrying</i>	0.3	-6.9	5.3	22.7	29.4	33.7	26.2	33.4
3. Pembuatan <i>Manufacturing</i>	5.8	5.3	0.8	2.6	-1.0	0.4	0.8	2.1
3.1 Makanan, minuman dan tembakau <i>Food, beverages and tobacco</i>	12.3	7.8	6.6	9.2	10.5	7.1	9.0	12.1
3.2 Produk tekstil, kulit, kayu, kertas, cetakan dan terbitan <i>Textiles, leather, wood, paper products, printing and publishing</i>	-0.3	-2.6	-3.8	-1.1	-4.7	-4.2	-2.7	2.3
3.3 Produk petroleum, kimia, getah dan plastik <i>Petroleum, chemicals, rubber and plastic products</i>	4.1	7.0	5.1	6.3	-0.9	2.7	0.9	5.7
3.4 Produk mineral bukan logam, logam asas dan produk logam yang direka <i>Non-metallic mineral products, basic metal and fabricated metal products</i>	4.7	-1.6	-3.1	3.3	-0.2	5.7	5.8	2.1
3.5 Elektrik dan elektronik <i>Electrical and electronic</i>	7.6	7.7	-0.7	-0.3	-3.5	-3.0	-1.8	-3.6
3.6 Kelengkapan pengangkutan dan pembuatan lain <i>Transport equipment and other manufactures</i>	9.1	8.4	3.4	4.3	6.2	2.4	2.7	5.6
4. Pembinaan <i>Construction</i>	-5.1	4.0	7.7	11.8	8.2	10.9	11.4	14.3
5. Perkhidmatan <i>Services</i>	14.5	10.2	13.4	8.3	7.2	2.3	3.5	3.6
5.1 Perkhidmatan perantara <i>Intermediate services</i>	23.1	12.4	20.4	9.1	8.4	-2.3	2.3	8.4
5.1.1 Pengangkutan, penyimpanan dan komunikasi <i>Transport, storage and communication</i>	30.5	12.9	24.3	8.0	10.2	-1.0	4.6	9.8
5.1.2 Kewangan, insurans, hartanah dan perkhidmatan perniagaan <i>Finance, insurance, real estate and business services</i>	7.9	11.0	10.5	12.2	3.7	-6.0	-4.9	4.0
5.2 Perkhidmatan akhir <i>Final services</i>	20.9	13.2	20.0	14.6	13.8	9.7	9.9	9.0
5.2.1 Utiliti <i>Utilities</i>	23.8	15.0	24.5	14.1	12.0	10.5	10.8	8.9
5.2.2 Perdagangan borong dan runcit, penginapan dan restoran <i>Wholesale and retail trade, accommodation and restaurants</i>	11.0	8.9	11.6	13.9	11.8	4.6	6.2	7.2
5.2.3 Perkhidmatan-perkhidmatan lain <i>Other services</i>	35.2	15.1	18.5	18.4	25.9	15.3	12.4	11.7
5.3 Perkhidmatan kerajaan <i>Government services</i>	8.3	7.9	6.8	4.6	2.7	0.6	-0.2	-3.5
Jumlah SMK <i>Total GKS</i>	8.2	6.4	5.6	5.7	3.9	3.3	4.0	5.7

Jenis Aktiviti Ekonomi Kind of Economic Activity	2005	2006	2007	2008	2009	2010	2011 ^e	2012 ^p
C. Pembahagian Peratus SMK C. Percentage Share of GKS								
1. Pertanian Agriculture	1.6	1.6	1.7	1.7	1.8	1.8	1.7	1.7
2. Perlombongan dan kuari Mining and quarrying	4.5	3.9	3.9	4.5	5.7	7.3	8.9	11.2
3. Pembuatan Manufacturing	58.4	57.8	55.2	53.5	51.0	49.6	48.1	46.4
3.1 Makanan, minuman dan tembakau Food, beverages and tobacco	3.4	3.4	3.4	3.6	3.8	3.9	4.1	4.4
3.2 Produk tekstil, kulit, kayu, kertas, cetakan dan terbitan Textiles, leather, wood, paper products, printing and publishing	6.9	6.4	5.8	5.4	5.0	4.6	4.3	4.2
3.3 Produk petroleum, kimia, getah dan plastik Petroleum, chemicals, rubber and plastic products	13.9	14.0	13.9	14.0	13.3	13.2	12.9	12.9
3.4 Produk mineral bukan logam, logam asas dan produk logam yang direka Non-metallic mineral products, basic metal and fabricated metal products	6.5	6.0	5.5	5.4	5.2	5.3	5.4	5.2
3.5 Elektrik dan elektronik Electrical and electronic	24.0	24.3	22.8	21.5	20.0	18.8	17.7	16.2
3.6 Kelengkapan pengangkutan dan pembuatan lain Transport equipment and other manufactures	3.7	3.8	3.7	3.7	3.8	3.7	3.7	3.7
4. Pembinaan Construction	1.5	1.5	1.5	1.6	1.6	1.8	1.9	2.0
5. Perkhidmatan Services	34.0	35.2	37.8	38.7	40.0	39.6	39.4	38.6
5.1 Perkhidmatan perantara Intermediate services	8.7	9.1	10.4	10.7	11.2	10.6	10.4	10.7
5.1.1 Pengangkutan, penyimpanan dan komunikasi Transport, storage and communication	6.2	6.5	7.7	7.9	8.3	8.0	8.0	8.3
5.1.2 Kewangan, insurans, hartanah dan perkhidmatan perniagaan Finance, insurance, real estate and business services	2.5	2.6	2.7	2.9	2.9	2.6	2.4	2.4
5.2 Perkhidmatan akhir Final services	7.8	8.3	9.4	10.2	11.2	11.9	12.5	12.9
5.2.1 Utiliti Utilities	4.5	4.8	5.7	6.2	6.6	7.1	7.6	7.8
5.2.2 Perdagangan borong dan runcit, penginapan dan restoran Wholesale and retail trade, accommodation and restaurants	2.3	2.4	2.5	2.7	2.9	2.9	3.0	3.0
5.2.3 Perkhidmatan-perkhidmatan lain Other services	1.0	1.1	1.2	1.4	1.6	1.8	2.0	2.1
5.3 Perkhidmatan kerajaan Government services	17.5	17.8	18.0	17.8	17.6	17.1	16.4	15.0
Jumlah SMK Total GKS	100.0	100.0	100.0	100.0	100.0	100.0	100.0	100.0
D. Pembahagian Peratus Pembuatan D. Percentage Share to Manufacturing								
3. Pembuatan Manufacturing								
3.1 Makanan, minuman dan tembakau Food, beverages and tobacco	5.8	5.9	6.2	6.6	7.4	7.9	8.5	9.4
3.2 Produk tekstil, kulit, kayu, kertas, cetakan dan terbitan Textiles, leather, wood, paper products, printing and publishing	11.9	11.0	10.5	10.1	9.7	9.3	9.0	9.0
3.3 Produk petroleum, kimia, getah dan plastik Petroleum, chemicals, rubber and plastic products	23.8	24.2	25.2	26.1	26.1	26.7	26.8	27.7
3.4 Produk mineral bukan logam, logam asas dan produk logam yang direka Non-metallic mineral products, basic metal and fabricated metal products	11.1	10.4	10.0	10.0	10.1	10.7	11.2	11.2
3.5 Elektrik dan elektronik Electrical and electronic	41.1	42.0	41.4	40.2	39.2	37.9	36.9	34.8
3.6 Kelengkapan pengangkutan dan pembuatan lain Transport equipment and other manufactures	6.4	6.6	6.8	6.9	7.4	7.5	7.7	7.9
Jumlah Pembuatan Total Manufacturing	100.0	100.0	100.0	100.0	100.0	100.0	100.0	100.0
E. Pembahagian Peratus Perkhidmatan E. Percentage Share to Services								
5. Perkhidmatan Services								
5.1 Perkhidmatan perantara Intermediate services	25.5	26.0	27.6	27.8	28.1	26.8	26.5	27.7
5.1.1 Pengangkutan, penyimpanan dan komunikasi Transport, storage and communication	18.1	18.5	20.3	20.3	20.8	20.2	20.4	21.6
5.1.2 Kewangan, insurans, hartanah dan perkhidmatan perniagaan Finance, insurance, real estate and business services	7.4	7.4	7.2	7.5	7.2	6.6	6.1	6.1
5.2 Perkhidmatan akhir Final services	22.9	23.5	24.9	26.3	28.0	30.0	31.8	33.5
5.2.1 Utiliti Utilities	13.2	13.8	15.1	15.9	16.6	17.9	19.2	20.2
5.2.2 Perdagangan borong dan runcit, penginapan dan restoran Wholesale and retail trade, accommodation and restaurants	6.8	6.7	6.6	6.9	7.2	7.4	7.6	7.8
5.2.3 Perkhidmatan-perkhidmatan lain Other services	2.9	3.1	3.2	3.5	4.1	4.6	5.0	5.4
5.3 Perkhidmatan kerajaan Government services	51.6	50.5	47.6	45.9	44.0	43.2	41.7	38.8
Jumlah Perkhidmatan Total Services	100.0	100.0	100.0	100.0	100.0	100.0	100.0	100.0

Jenis Aktiviti Ekonomi Kind of Economic Activity	2005	2006	2007	2008	2009	2010	2011 ^e	2012 ^p
A. Nilai Akhir Tahun (RM Juta) A. End Year Value (RM Million)								
1. Pertanian Agriculture	21,033	22,737	24,131	30,507	28,489	31,406	36,566	39,453
2. Perlombongan dan kuari Mining and quarrying	98,772	123,096	162,642	188,913	217,099	227,208	280,484	315,563
3. Pembuatan Manufacturing	9,708	11,928	14,176	16,861	18,572	22,049	26,218	29,734
3.1 Makanan, minuman dan tembakau Food, beverages and tobacco	307	356	420	557	594	706	838	923
3.2 Produk tekstil, kulit, kayu, kertas, cetakan dan terbitan Textiles, leather, wood, paper products, printing and publishing	164	198	232	265	293	338	407	463
3.3 Produk petroleum, kimia, getah dan plastik Petroleum, chemicals, rubber and plastic products	1,558	1,760	1,934	2,123	2,100	2,561	3,191	3,832
3.4 Produk mineral bukan logam, logam asas dan produk logam yang direka Non-metallic mineral products, basic metal and fabricated metal products	243	310	325	461	462	673	884	1,076
3.5 Elektrik dan elektronik Electrical and electronic	6,545	8,114	10,052	12,039	13,523	15,777	18,424	20,558
3.6 Kelengkapan pengangkutan dan pembuatan lain Transport equipment and other manufactures	890	1,189	1,213	1,416	1,601	1,995	2,475	2,883
4. Pembinaan Construction	153	167	186	221	196	268	325	369
5. Perkhidmatan Services	7,836	9,530	11,760	14,863	17,093	19,542	22,572	25,290
5.1 Perkhidmatan perantara Intermediate services	1,508	2,021	2,470	3,034	3,442	4,501	5,437	6,011
5.1.1 Pengangkutan, penyimpanan dan komunikasi Transport, storage and communication	1,018	1,434	1,702	2,256	2,486	2,860	3,051	3,001
5.1.2 Kewangan, insurans, hartanah dan perkhidmatan perniagaan Finance, insurance, real estate and business services	490	588	768	778	955	1,641	2,386	3,011
5.2 Perkhidmatan akhir Final services	3,566	3,949	4,654	5,859	6,897	8,020	9,582	11,214
5.2.1 Utiliti Utilities	715	790	1,084	1,206	1,343	1,257	1,387	1,587
5.2.2 Perdagangan borong dan runcit, penginapan dan restoran Wholesale and retail trade, accommodation and restaurants	225	308	379	471	442	543	666	737
5.2.3 Perkhidmatan-perkhidmatan lain Other services	2,625	2,851	3,191	4,182	5,112	6,220	7,528	8,890
5.3 Perkhidmatan kerajaan Government services	2,763	3,559	4,636	5,970	6,754	7,021	7,553	8,065
Jumlah SMK Total GKS	137,503	167,457	212,896	251,365	281,449	300,473	366,165	410,409
B. Perubahan Peratusan Tahunan B. Annual Percentage Change								
1. Pertanian Agriculture	-7.3	8.1	6.1	26.4	-6.6	10.2	16.4	7.9
2. Perlombongan dan kuari Mining and quarrying	34.8	24.6	32.1	16.2	14.9	4.7	23.4	12.5
3. Pembuatan Manufacturing	27.2	22.9	18.9	18.9	10.1	18.7	18.9	13.4
3.1 Makanan, minuman dan tembakau Food, beverages and tobacco	8.3	15.8	18.1	32.6	6.6	19.0	18.7	10.2
3.2 Produk tekstil, kulit, kayu, kertas, cetakan dan terbitan Textiles, leather, wood, paper products, printing and publishing	6.2	20.5	17.0	14.5	10.2	15.4	20.5	13.7
3.3 Produk petroleum, kimia, getah dan plastik Petroleum, chemicals, rubber and plastic products	113.2	13.0	9.9	9.7	-1.1	22.0	24.6	20.1
3.4 Produk mineral bukan logam, logam asas dan produk logam yang direka Non-metallic mineral products, basic metal and fabricated metal products	12.2	27.3	4.9	41.8	0.2	45.9	31.2	21.8
3.5 Elektrik dan elektronik Electrical and electronic	17.4	24.0	23.9	19.8	12.3	16.7	16.8	11.6
3.6 Kelengkapan pengangkutan dan pembuatan lain Transport equipment and other manufactures	32.5	33.7	2.0	16.7	13.0	24.6	24.1	16.5
4. Pembinaan Construction	26.7	9.6	11.0	19.0	-11.5	36.7	21.5	13.5
5. Perkhidmatan Services	10.9	21.6	23.4	26.4	15.0	14.3	15.5	12.0
5.1 Perkhidmatan perantara Intermediate services	5.0	34.0	22.2	22.8	13.4	30.8	20.8	10.6
5.1.1 Pengangkutan, penyimpanan dan komunikasi Transport, storage and communication	-10.3	40.9	18.7	32.5	10.2	15.0	6.7	-1.6
5.1.2 Kewangan, insurans, hartanah dan perkhidmatan perniagaan Finance, insurance, real estate and business services	62.4	19.9	30.6	1.3	22.8	71.8	45.4	26.2
5.2 Perkhidmatan akhir Final services	2.7	10.8	17.8	25.9	17.7	16.3	19.5	17.0
5.2.1 Utiliti Utilities	1.7	10.5	37.1	11.3	11.3	-6.3	10.3	14.4
5.2.2 Perdagangan borong dan runcit, penginapan dan restoran Wholesale and retail trade, accommodation and restaurants	-47.0	36.4	23.2	24.3	-6.0	22.8	22.7	10.5
5.2.3 Perkhidmatan-perkhidmatan lain Other services	12.1	8.6	11.9	31.0	22.3	21.7	21.0	18.1
5.3 Perkhidmatan kerajaan Government services	28.0	28.8	30.3	28.8	13.1	3.9	7.6	6.8
Jumlah SMK Total GKS	24.1	21.8	27.1	18.1	12.0	6.8	21.9	12.1

Jenis Aktiviti Ekonomi Kind of Economic Activity	2005	2006	2007	2008	2009	2010	2011 ^e	2012 ^p
C. Pembahagian Peratus SMK C. Percentage Share of GKS								
1. Pertanian <i>Agriculture</i>	15.3	13.6	11.3	12.1	10.1	10.5	10.0	9.6
2. Perlombongan dan kuari <i>Mining and quarrying</i>	71.8	73.5	76.4	75.2	77.1	75.6	76.6	76.9
3. Pembuatan <i>Manufacturing</i>	7.1	7.1	6.7	6.7	6.6	7.3	7.2	7.2
3.1 Makanan, minuman dan tembakau <i>Food, beverages and tobacco</i>	0.2	0.2	0.2	0.2	0.2	0.2	0.2	0.2
3.2 Produk tekstil, kulit, kayu, kertas, cetakan dan terbitan <i>Textiles, leather, wood, paper products, printing and publishing</i>	0.1	0.1	0.1	0.1	0.1	0.1	0.1	0.1
3.3 Produk petroleum, kimia, getah dan plastik <i>Petroleum, chemicals, rubber and plastic products</i>	1.1	1.1	0.9	0.8	0.7	0.9	0.9	0.9
3.4 Produk mineral bukan logam, logam asas dan produk logam yang direka <i>Non-metallic mineral products, basic metal and fabricated metal products</i>	0.2	0.2	0.2	0.2	0.2	0.2	0.2	0.3
3.5 Elektrik dan elektronik <i>Electrical and electronic</i>	4.8	4.8	4.7	4.8	4.8	5.3	5.0	5.0
3.6 Kelengkapan pengangkutan dan pembuatan lain <i>Transport equipment and other manufactures</i>	0.6	0.7	0.6	0.6	0.6	0.7	0.7	0.7
4. Pembinaan <i>Construction</i>	0.1	0.1	0.1	0.1	0.1	0.1	0.1	0.1
5. Perkhidmatan <i>Services</i>	5.7	5.7	5.5	5.9	6.1	6.5	6.2	6.2
5.1 Perkhidmatan perantara <i>Intermediate services</i>	1.1	1.2	1.2	1.2	1.2	1.5	1.5	1.5
5.1.1 Pengangkutan, penyimpanan dan komunikasi <i>Transport, storage and communication</i>	0.7	0.9	0.8	0.9	0.9	1.0	0.8	0.7
5.1.2 Kewangan, insurans, hartanah dan perkhidmatan perniagaan <i>Finance, insurance, real estate and business services</i>	0.4	0.4	0.4	0.3	0.3	0.5	0.7	0.7
5.2 Perkhidmatan akhir <i>Final services</i>	2.6	2.4	2.2	2.3	2.5	2.7	2.6	2.7
5.2.1 Utiliti <i>Utilities</i>	0.5	0.5	0.5	0.5	0.5	0.4	0.4	0.4
5.2.2 Perdagangan borong dan runcit, penginapan dan restoran <i>Wholesale and retail trade, accommodation and restaurants</i>	0.2	0.2	0.2	0.2	0.2	0.2	0.2	0.2
5.2.3 Perkhidmatan-perkhidmatan lain <i>Other services</i>	1.9	1.7	1.5	1.7	1.8	2.1	2.1	2.2
5.3 Perkhidmatan kerajaan <i>Government services</i>	2.0	2.1	2.2	2.4	2.4	2.3	2.1	2.0
Jumlah SMK <i>Total GKS</i>	100.0	100.0	100.0	100.0	100.0	100.0	100.0	100.0
D. Pembahagian Peratus Pembuatan D. Percentage Share to Manufacturing								
3. Pembuatan <i>Manufacturing</i>								
3.1 Makanan, minuman dan tembakau <i>Food, beverages and tobacco</i>	3.2	3.0	3.0	3.3	3.2	3.2	3.2	3.1
3.2 Produk tekstil, kulit, kayu, kertas, cetakan dan terbitan <i>Textiles, leather, wood, paper products, printing and publishing</i>	1.7	1.7	1.6	1.6	1.6	1.5	1.6	1.6
3.3 Produk petroleum, kimia, getah dan plastik <i>Petroleum, chemicals, rubber and plastic products</i>	16.1	14.8	13.6	12.6	11.3	11.6	12.2	12.9
3.4 Produk mineral bukan logam, logam asas dan produk logam yang direka <i>Non-metallic mineral products, basic metal and fabricated metal products</i>	2.5	2.6	2.3	2.7	2.5	3.1	3.4	3.6
3.5 Elektrik dan elektronik <i>Electrical and electronic</i>	67.4	68.0	70.9	71.4	72.8	71.6	70.3	69.1
3.6 Kelengkapan pengangkutan dan pembuatan lain <i>Transport equipment and other manufactures</i>	9.2	10.0	8.6	8.4	8.6	9.0	9.4	9.7
Jumlah Pembuatan <i>Total Manufacturing</i>	100.0	100.0	100.0	100.0	100.0	100.0	100.0	100.0
E. Pembahagian Peratus Perkhidmatan E. Percentage Share to Services								
5. Perkhidmatan <i>Services</i>								
5.1 Perkhidmatan perantara <i>Intermediate services</i>	19.2	21.2	21.0	20.4	20.1	23.0	24.1	23.8
5.1.1 Pengangkutan, penyimpanan dan komunikasi <i>Transport, storage and communication</i>	13.0	15.0	14.5	15.2	14.5	14.6	13.5	11.9
5.1.2 Kewangan, insurans, hartanah dan perkhidmatan perniagaan <i>Finance, insurance, real estate and business services</i>	6.3	6.2	6.5	5.2	5.6	8.4	10.6	11.9
5.2 Perkhidmatan akhir <i>Final services</i>	45.5	41.4	39.6	39.4	40.4	41.0	42.5	44.3
5.2.1 Utiliti <i>Utilities</i>	9.1	8.3	9.2	8.1	7.9	6.4	6.1	6.3
5.2.2 Perdagangan borong dan runcit, penginapan dan restoran <i>Wholesale and retail trade, accommodation and restaurants</i>	2.9	3.2	3.2	3.2	2.6	2.8	3.0	2.9
5.2.3 Perkhidmatan-perkhidmatan lain <i>Other services</i>	33.5	29.9	27.1	28.1	29.9	31.8	33.4	35.2
5.3 Perkhidmatan kerajaan <i>Government services</i>	35.3	37.3	39.4	40.2	39.5	35.9	33.5	31.9
Jumlah Perkhidmatan <i>Total Services</i>	100.0	100.0	100.0	100.0	100.0	100.0	100.0	100.0

Jadual
Table 2.1.11
SMB mengikut Jenis Aset dan Jenis Aktiviti Ekonomi pada Harga Semasa - Struktur
NKS by Type of Assets and Kind of Economic Activity at Current Prices - Structures

Jenis Aktiviti Ekonomi Kind of Economic Activity	2005	2006	2007	2008	2009	2010	2011 ^e	2012 ^p
A. Nilai Akhir Tahun (RM Juta) A. End Year Value (RM Million)								
1. Pertanian Agriculture	10,140	10,635	11,307	11,804	12,895	14,327	16,411	15,768
2. Perlombongan dan kuari Mining and quarrying	5,951	6,015	6,132	6,114	6,399	6,768	7,328	6,445
3. Pembuatan Manufacturing	64,399	68,929	74,196	79,879	86,491	96,539	111,964	115,290
3.1 Makanan, minuman dan tembakau Food, beverages and tobacco	6,187	6,617	7,104	7,876	8,592	9,533	11,200	11,545
3.2 Produk tekstil, kulit, kayu, kertas, cetakan dan terbitan Textiles, leather, wood, paper products, printing and publishing	12,199	12,532	13,095	13,372	14,302	15,110	16,361	15,661
3.3 Produk petroleum, kimia, getah dan plastik Petroleum, chemicals, rubber and plastic products	10,546	11,846	13,817	15,972	17,910	20,589	24,991	28,312
3.4 Produk mineral bukan logam, logam asas dan produk logam yang direka Non-metallic mineral products, basic metal and fabricated metal products	7,528	8,042	8,379	9,528	10,499	11,908	13,841	13,994
3.5 Elektrik dan elektronik Electrical and electronic	21,779	23,265	24,685	25,754	26,934	30,521	35,664	35,938
3.6 Kelengkapan pengangkutan dan pembuatan lain Transport equipment and other manufactures	6,160	6,627	7,117	7,377	8,253	8,878	9,906	9,841
4. Pembinaan Construction	6,010	6,351	6,950	7,439	7,654	8,365	9,448	9,669
5. Perkhidmatan Services	689,763	735,337	793,746	842,803	937,540	1,044,989	1,177,135	1,140,176
5.1 Perkhidmatan perantara Intermediate services	325,843	341,288	361,374	375,542	410,650	450,182	502,201	488,534
5.1.1 Pengangkutan, penyimpanan dan komunikasi Transport, storage and communication	148,858	152,505	157,489	159,205	172,658	188,486	207,140	183,815
5.1.2 Kewangan, insurans, hartanah dan perkhidmatan perniagaan Finance, insurance, real estate and business services	176,985	188,784	203,886	216,337	237,992	261,696	295,061	304,719
5.2 Perkhidmatan akhir Final services	113,730	119,077	128,111	134,644	148,674	164,585	186,423	179,594
5.2.1 Utiliti Utilities	84,000	86,196	90,590	93,116	100,443	108,172	118,935	106,961
5.2.2 Perdagangan borong dan runcit, penginapan dan restoran Wholesale and retail trade, accommodation and restaurants	24,175	26,956	30,799	34,789	40,395	47,125	56,390	60,786
5.2.3 Perkhidmatan-perkhidmatan lain Other services	5,555	5,926	6,722	6,740	7,836	9,288	11,098	11,846
5.3 Perkhidmatan kerajaan Government services	250,190	274,971	304,261	332,616	378,216	430,222	488,512	472,048
Jumlah SMB Total NKS	776,263	827,268	892,332	948,040	1,050,978	1,170,989	1,322,287	1,287,348
B. Perubahan Peratusan Tahunan B. Annual Percentage Change								
1. Pertanian Agriculture	5.9	4.9	6.3	4.4	9.2	11.1	14.5	-3.9
2. Perlombongan dan kuari Mining and quarrying	0.0	1.1	1.9	-0.3	4.6	5.8	8.3	-12.1
3. Pembuatan Manufacturing	7.6	7.0	7.6	7.7	8.3	11.6	16.0	3.0
3.1 Makanan, minuman dan tembakau Food, beverages and tobacco	9.9	6.9	7.4	10.9	9.1	10.9	17.5	3.1
3.2 Produk tekstil, kulit, kayu, kertas, cetakan dan terbitan Textiles, leather, wood, paper products, printing and publishing	3.6	2.7	4.5	2.1	7.0	5.6	8.3	-4.3
3.3 Produk petroleum, kimia, getah dan plastik Petroleum, chemicals, rubber and plastic products	13.1	12.3	16.6	15.6	12.1	15.0	21.4	13.3
3.4 Produk mineral bukan logam, logam asas dan produk logam yang direka Non-metallic mineral products, basic metal and fabricated metal products	7.8	6.8	4.2	13.7	10.2	13.4	16.2	1.1
3.5 Elektrik dan elektronik Electrical and electronic	8.2	6.8	6.1	4.3	4.6	13.3	16.9	0.8
3.6 Kelengkapan pengangkutan dan pembuatan lain Transport equipment and other manufactures	2.4	7.6	7.4	3.7	11.9	7.6	11.6	-0.7
4. Pembinaan Construction	18.2	5.7	9.4	7.0	2.9	9.3	12.9	2.3
5. Perkhidmatan Services	5.5	6.6	7.9	6.2	11.2	11.5	12.6	-3.1
5.1 Perkhidmatan perantara Intermediate services	3.9	4.7	5.9	3.9	9.3	9.6	11.6	-2.7
5.1.1 Pengangkutan, penyimpanan dan komunikasi Transport, storage and communication	1.3	2.4	3.3	1.1	8.5	9.2	9.9	-11.3
5.1.2 Kewangan, insurans, hartanah dan perkhidmatan perniagaan Finance, insurance, real estate and business services	6.1	6.7	8.0	6.1	10.0	10.0	12.7	3.3
5.2 Perkhidmatan akhir Final services	5.7	4.7	7.6	5.1	10.4	10.7	13.3	-3.7
5.2.1 Utiliti Utilities	4.2	2.6	5.1	2.8	7.9	7.7	10.0	-10.1
5.2.2 Perdagangan borong dan runcit, penginapan dan restoran Wholesale and retail trade, accommodation and restaurants	10.7	11.5	14.3	13.0	16.1	16.7	19.7	7.8
5.2.3 Perkhidmatan-perkhidmatan lain Other services	7.9	6.7	13.4	0.3	16.3	18.5	19.5	6.7
5.3 Perkhidmatan kerajaan Government services	7.6	9.9	10.7	9.3	13.7	13.8	13.5	-3.4
Jumlah SMB Total NKS	5.7	6.6	7.9	6.2	10.9	11.4	12.9	-2.6

Jenis Aktiviti Ekonomi Kind of Economic Activity	2005	2006	2007	2008	2009	2010	2011 ^e	2012 ^p
C. Pembahagian Peratus SMB C. Percentage Share of NKS								
1. Pertanian Agriculture	1.3	1.3	1.3	1.2	1.2	1.2	1.2	1.2
2. Perlombongan dan kuari Mining and quarrying	0.8	0.7	0.7	0.6	0.6	0.6	0.6	0.5
3. Pembuatan Manufacturing	8.3	8.3	8.3	8.4	8.2	8.2	8.5	9.0
3.1 Makanan, minuman dan tembakau Food, beverages and tobacco	0.8	0.8	0.8	0.8	0.8	0.8	0.8	0.9
3.2 Produk tekstil, kulit, kayu, kertas, cetakan dan terbitan Textiles, leather, wood, paper products, printing and publishing	1.6	1.5	1.5	1.4	1.4	1.3	1.2	1.2
3.3 Produk petroleum, kimia, getah dan plastik Petroleum, chemicals, rubber and plastic products	1.4	1.4	1.5	1.7	1.7	1.8	1.9	2.2
3.4 Produk mineral bukan logam, logam asas dan produk logam yang direka Non-metallic mineral products, basic metal and fabricated metal products	1.0	1.0	0.9	1.0	1.0	1.0	1.0	1.1
3.5 Elektrik dan elektronik Electrical and electronic	2.8	2.8	2.8	2.7	2.6	2.6	2.7	2.8
3.6 Kelengkapan pengangkutan dan pembuatan lain Transport equipment and other manufactures	0.8	0.8	0.8	0.8	0.8	0.8	0.7	0.8
4. Pembinaan Construction	0.8	0.8	0.8	0.8	0.7	0.7	0.7	0.8
5. Perkhidmatan Services	88.9	88.9	89.0	88.9	89.2	89.2	89.0	88.6
5.1 Perkhidmatan perantara Intermediate services	42.0	41.3	40.5	39.6	39.1	38.4	38.0	37.9
5.1.1 Pengangkutan, penyimpanan dan komunikasi Transport, storage and communication	19.2	18.4	17.6	16.8	16.4	16.1	15.7	14.3
5.1.2 Kewangan, insurans, hartanah dan perkhidmatan perniagaan Finance, insurance, real estate and business services	22.8	22.8	22.8	22.8	22.6	22.3	22.3	23.7
5.2 Perkhidmatan akhir Final services	14.7	14.4	14.4	14.2	14.1	14.1	14.1	14.0
5.2.1 Utiliti Utilities	10.8	10.4	10.2	9.8	9.6	9.2	9.0	8.3
5.2.2 Perdagangan borong dan runcit, penginapan dan restoran Wholesale and retail trade, accommodation and restaurants	3.1	3.3	3.5	3.7	3.8	4.0	4.3	4.7
5.2.3 Perkhidmatan-perkhidmatan lain Other services	0.7	0.7	0.8	0.7	0.7	0.8	0.8	0.9
5.3 Perkhidmatan kerajaan Government services	32.2	33.2	34.1	35.1	36.0	36.7	36.9	36.7
Jumlah SMB Total NKS	100.0	100.0	100.0	100.0	100.0	100.0	100.0	100.0
D. Pembahagian Peratus Pembuatan D. Percentage Share to Manufacturing								
3. Pembuatan Manufacturing								
3.1 Makanan, minuman dan tembakau Food, beverages and tobacco	9.6	9.6	9.6	9.9	9.9	9.9	10.0	10.0
3.2 Produk tekstil, kulit, kayu, kertas, cetakan dan terbitan Textiles, leather, wood, paper products, printing and publishing	18.9	18.2	17.6	16.7	16.5	15.7	14.6	13.6
3.3 Produk petroleum, kimia, getah dan plastik Petroleum, chemicals, rubber and plastic products	16.4	17.2	18.6	20.0	20.7	21.3	22.3	24.6
3.4 Produk mineral bukan logam, logam asas dan produk logam yang direka Non-metallic mineral products, basic metal and fabricated metal products	11.7	11.7	11.3	11.9	12.1	12.3	12.4	12.1
3.5 Elektrik dan elektronik Electrical and electronic	33.8	33.8	33.3	32.2	31.1	31.6	31.9	31.2
3.6 Kelengkapan pengangkutan dan pembuatan lain Transport equipment and other manufactures	9.6	9.6	9.6	9.2	9.5	9.2	8.8	8.5
Jumlah Pembuatan Total Manufacturing	100.0	100.0	100.0	100.0	100.0	100.0	100.0	100.0
E. Pembahagian Peratus Perkhidmatan E. Percentage Share to Services								
5. Perkhidmatan Services								
5.1 Perkhidmatan perantara Intermediate services	47.2	46.4	45.5	44.6	43.8	43.1	42.7	42.8
5.1.1 Pengangkutan, penyimpanan dan komunikasi Transport, storage and communication	21.6	20.7	19.8	18.9	18.4	18.0	17.6	16.1
5.1.2 Kewangan, insurans, hartanah dan perkhidmatan perniagaan Finance, insurance, real estate and business services	25.7	25.7	25.7	25.7	25.4	25.0	25.1	26.7
5.2 Perkhidmatan akhir Final services	16.5	16.2	16.1	16.0	15.9	15.7	15.8	15.8
5.2.1 Utiliti Utilities	12.2	11.7	11.4	11.0	10.7	10.4	10.1	9.4
5.2.2 Perdagangan borong dan runcit, penginapan dan restoran Wholesale and retail trade, accommodation and restaurants	3.5	3.7	3.9	4.1	4.3	4.5	4.8	5.3
5.2.3 Perkhidmatan-perkhidmatan lain Other services	0.8	0.8	0.8	0.8	0.8	0.9	0.9	1.0
5.3 Perkhidmatan kerajaan Government services	36.3	37.4	38.3	39.5	40.3	41.2	41.5	41.4
Jumlah Perkhidmatan Total Services	100.0	100.0	100.0	100.0	100.0	100.0	100.0	100.0

Jadual
Table 2.1.12

SMB mengikut Jenis Aset dan Jenis Aktiviti Ekonomi pada Harga Semasa - Kelengkapan Pengangkutan
NKS by Type of Assets and Kind of Economic Activity at Current Prices - Transport Equipment

Jenis Aktiviti Ekonomi Kind of Economic Activity	2005	2006	2007	2008	2009	2010	2011 ^e	2012 ^p
A. Nilai Akhir Tahun (RM Juta) A. End Year Value (RM Million)								
1. Pertanian Agriculture	850	919	1,022	1,123	1,167	1,316	1,488	1,710
2. Perlombongan dan kuari Mining and quarrying	162	115	75	48	29	206	175	149
3. Pembuatan Manufacturing	4,411	3,624	3,105	2,897	2,566	2,417	2,681	2,869
3.1 Makanan, minuman dan tembakau Food, beverages and tobacco	642	542	464	484	450	435	495	522
3.2 Produk tekstil, kulit, kayu, kertas, cetakan dan terbitan Textiles, leather, wood, paper products, printing and publishing	1,067	841	665	567	465	438	563	591
3.3 Produk petroleum, kimia, getah dan plastik Petroleum, chemicals, rubber and plastic products	771	635	530	481	433	418	449	551
3.4 Produk mineral bukan logam, logam asas dan produk logam yang direka Non-metallic mineral products, basic metal and fabricated metal products	726	600	631	643	614	586	585	594
3.5 Elektrik dan elektronik Electrical and electronic	564	507	436	389	305	293	360	376
3.6 Kelengkapan pengangkutan dan pembuatan lain Transport equipment and other manufactures	641	500	380	333	299	248	229	234
4. Pembinaan Construction	1,190	1,310	1,726	1,623	1,719	1,997	2,259	2,566
5. Perkhidmatan Services	29,631	35,319	42,450	46,978	50,707	58,550	64,323	73,151
5.1 Perkhidmatan perantara Intermediate services	23,760	28,814	35,655	39,195	42,616	49,406	53,937	60,267
5.1.1 Pengangkutan, penyimpanan dan komunikasi Transport, storage and communication	22,586	27,629	34,537	37,804	41,364	47,858	52,007	57,649
5.1.2 Kewangan, insurans, hartanah dan perkhidmatan perniagaan Finance, insurance, real estate and business services	1,175	1,185	1,118	1,390	1,253	1,548	1,930	2,618
5.2 Perkhidmatan akhir Final services	3,283	4,094	4,422	5,118	5,577	6,607	7,553	8,776
5.2.1 Utiliti Utilities	711	847	498	385	294	256	231	236
5.2.2 Perdagangan borong dan runcit, penginapan dan restoran Wholesale and retail trade, accommodation and restaurants	1,906	2,710	3,512	4,364	4,962	5,885	6,729	7,780
5.2.3 Perkhidmatan-perkhidmatan lain Other services	665	537	412	369	320	465	593	759
5.3 Perkhidmatan kerajaan Government services	2,587	2,411	2,373	2,666	2,513	2,538	2,832	4,108
Jumlah SMB Total NKS	36,244	41,286	48,379	52,670	56,187	64,486	70,927	80,444
B. Perubahan Peratusan Tahunan B. Annual Percentage Change								
1. Pertanian Agriculture	-6.4	8.1	11.3	9.9	3.8	12.8	13.1	14.9
2. Perlombongan dan kuari Mining and quarrying	-24.2	-29.4	-34.3	-36.3	-39.2	607.7	-15.1	-14.7
3. Pembuatan Manufacturing	-15.4	-17.8	-14.3	-6.7	-11.4	-5.8	10.9	7.0
3.1 Makanan, minuman dan tembakau Food, beverages and tobacco	-8.9	-15.6	-14.4	4.4	-7.0	-3.3	13.8	5.5
3.2 Produk tekstil, kulit, kayu, kertas, cetakan dan terbitan Textiles, leather, wood, paper products, printing and publishing	-18.6	-21.2	-20.9	-14.7	-18.0	-5.8	28.6	5.0
3.3 Produk petroleum, kimia, getah dan plastik Petroleum, chemicals, rubber and plastic products	-12.3	-17.7	-16.4	-9.4	-10.0	-3.5	7.5	22.7
3.4 Produk mineral bukan logam, logam asas dan produk logam yang direka Non-metallic mineral products, basic metal and fabricated metal products	-14.0	-17.4	5.1	2.0	-4.5	-4.5	-0.2	1.5
3.5 Elektrik dan elektronik Electrical and electronic	-16.5	-10.0	-14.0	-10.7	-21.6	-4.2	22.9	4.7
3.6 Kelengkapan pengangkutan dan pembuatan lain Transport equipment and other manufactures	-19.9	-22.0	-24.0	-12.2	-10.4	-17.1	-7.4	2.2
4. Pembinaan Construction	-8.0	10.0	31.8	-6.0	5.9	16.2	13.1	13.6
5. Perkhidmatan Services	4.5	19.2	20.2	10.7	7.9	15.5	9.9	13.7
5.1 Perkhidmatan perantara Intermediate services	5.6	21.3	23.7	9.9	8.7	15.9	9.2	11.7
5.1.1 Pengangkutan, penyimpanan dan komunikasi Transport, storage and communication	3.9	22.3	25.0	9.5	9.4	15.7	8.7	10.8
5.1.2 Kewangan, insurans, hartanah dan perkhidmatan perniagaan Finance, insurance, real estate and business services	51.1	0.9	-5.7	24.4	-9.9	23.6	24.7	35.6
5.2 Perkhidmatan akhir Final services	17.5	24.7	8.0	15.7	9.0	18.5	14.3	16.2
5.2.1 Utiliti Utilities	-15.8	19.1	-41.2	-22.7	-23.6	-12.8	-9.9	2.3
5.2.2 Perdagangan borong dan runcit, penginapan dan restoran Wholesale and retail trade, accommodation and restaurants	59.1	42.1	29.6	24.3	13.7	18.6	14.3	15.6
5.2.3 Perkhidmatan-perkhidmatan lain Other services	-11.5	-19.3	-23.2	-10.5	-13.1	45.1	27.6	28.0
5.3 Perkhidmatan kerajaan Government services	-15.5	-6.8	-1.6	12.3	-5.7	1.0	11.6	45.0
Jumlah SMB Total NKS	0.7	13.9	17.2	8.9	6.7	14.8	10.0	13.4

Jadual **2.1.12**
Table

SMB mengikut Jenis Aset dan Jenis Aktiviti Ekonomi pada Harga Semasa - Kelengkapan Pengangkutan
NKS by Type of Assets and Kind of Economic Activity at Current Prices - Transport Equipment

Jenis Aktiviti Ekonomi Kind of Economic Activity	2005	2006	2007	2008	2009	2010	2011 ^e	2012 ^p
C. Pembahagian Peratus SMB C. Percentage Share of NKS								
1. Pertanian <i>Agriculture</i>	2.3	2.2	2.1	2.1	2.1	2.0	2.1	2.1
2. Perlombongan dan kuari <i>Mining and quarrying</i>	0.4	0.3	0.2	0.1	0.1	0.3	0.2	0.2
3. Pembuatan <i>Manufacturing</i>	12.2	8.8	6.4	5.5	4.6	3.7	3.8	3.6
3.1 Makanan, minuman dan tembakau <i>Food, beverages and tobacco</i>	1.8	1.3	1.0	0.9	0.8	0.7	0.7	0.6
3.2 Produk tekstil, kulit, kayu, kertas, cetakan dan terbitan <i>Textiles, leather, wood, paper products, printing and publishing</i>	2.9	2.0	1.4	1.1	0.8	0.7	0.8	0.7
3.3 Produk petroleum, kimia, getah dan plastik <i>Petroleum, chemicals, rubber and plastic products</i>	2.1	1.5	1.1	0.9	0.8	0.6	0.6	0.7
3.4 Produk mineral bukan logam, logam asas dan produk logam yang direka <i>Non-metallic mineral products, basic metal and fabricated metal products</i>	2.0	1.5	1.3	1.2	1.1	0.9	0.8	0.7
3.5 Elektrik dan elektronik <i>Electrical and electronic</i>	1.6	1.2	0.9	0.7	0.5	0.5	0.5	0.5
3.6 Kelengkapan pengangkutan dan pembuatan lain <i>Transport equipment and other manufactures</i>	1.8	1.2	0.8	0.6	0.5	0.4	0.3	0.3
4. Pembinaan <i>Construction</i>	3.3	3.2	3.6	3.1	3.1	3.1	3.2	3.2
5. Perkhidmatan <i>Services</i>	81.8	85.5	87.7	89.2	90.2	90.8	90.7	90.9
5.1 Perkhidmatan perantara <i>Intermediate services</i>	65.6	69.8	73.7	74.4	75.8	76.6	76.0	74.9
5.1.1 Pengangkutan, penyimpanan dan komunikasi <i>Transport, storage and communication</i>	62.3	66.9	71.4	71.8	73.6	74.2	73.3	71.7
5.1.2 Kewangan, insurans, hartanah dan perkhidmatan perniagaan <i>Finance, insurance, real estate and business services</i>	3.2	2.9	2.3	2.6	2.2	2.4	2.7	3.3
5.2 Perkhidmatan akhir <i>Final services</i>	9.1	9.9	9.1	9.7	9.9	10.2	10.6	10.9
5.2.1 Utiliti <i>Utilities</i>	2.0	2.1	1.0	0.7	0.5	0.4	0.3	0.3
5.2.2 Perdagangan borong dan runcit, penginapan dan restoran <i>Wholesale and retail trade, accommodation and restaurants</i>	5.3	6.6	7.3	8.3	8.8	9.1	9.5	9.7
5.2.3 Perkhidmatan-perkhidmatan lain <i>Other services</i>	1.8	1.3	0.9	0.7	0.6	0.7	0.8	0.9
5.3 Perkhidmatan kerajaan <i>Government services</i>	7.1	5.8	4.9	5.1	4.5	3.9	4.0	5.1
Jumlah SMB <i>Total NKS</i>	100.0	100.0	100.0	100.0	100.0	100.0	100.0	100.0
D. Pembahagian Peratus Pembuatan D. Percentage Share to Manufacturing								
3. Pembuatan <i>Manufacturing</i>								
3.1 Makanan, minuman dan tembakau <i>Food, beverages and tobacco</i>	14.5	14.9	14.9	16.7	17.5	18.0	18.5	18.2
3.2 Produk tekstil, kulit, kayu, kertas, cetakan dan terbitan <i>Textiles, leather, wood, paper products, printing and publishing</i>	24.2	23.2	21.4	19.6	18.1	18.1	21.0	20.6
3.3 Produk petroleum, kimia, getah dan plastik <i>Petroleum, chemicals, rubber and plastic products</i>	17.5	17.5	17.1	16.6	16.9	17.3	16.8	19.2
3.4 Produk mineral bukan logam, logam asas dan produk logam yang direka <i>Non-metallic mineral products, basic metal and fabricated metal products</i>	16.5	16.6	20.3	22.2	23.9	24.3	21.8	20.7
3.5 Elektrik dan elektronik <i>Electrical and electronic</i>	12.8	14.0	14.0	13.4	11.9	12.1	13.4	13.1
3.6 Kelengkapan pengangkutan dan pembuatan lain <i>Transport equipment and other manufactures</i>	14.5	13.8	12.2	11.5	11.6	10.2	8.6	8.2
Jumlah Pembuatan <i>Total Manufacturing</i>	100.0	100.0	100.0	100.0	100.0	100.0	100.0	100.0
E. Pembahagian Peratus Perkhidmatan E. Percentage Share to Services								
5. Perkhidmatan <i>Services</i>								
5.1 Perkhidmatan perantara <i>Intermediate services</i>	80.2	81.6	84.0	83.4	84.0	84.4	83.9	82.4
5.1.1 Pengangkutan, penyimpanan dan komunikasi <i>Transport, storage and communication</i>	76.2	78.2	81.4	80.5	81.6	81.7	80.9	78.8
5.1.2 Kewangan, insurans, hartanah dan perkhidmatan perniagaan <i>Finance, insurance, real estate and business services</i>	4.0	3.4	2.6	3.0	2.5	2.6	3.0	3.6
5.2 Perkhidmatan akhir <i>Final services</i>	11.1	11.6	10.4	10.9	11.0	11.3	11.7	12.0
5.2.1 Utiliti <i>Utilities</i>	2.4	2.4	1.2	0.8	0.6	0.4	0.4	0.3
5.2.2 Perdagangan borong dan runcit, penginapan dan restoran <i>Wholesale and retail trade, accommodation and restaurants</i>	6.4	7.7	8.3	9.3	9.8	10.1	10.5	10.6
5.2.3 Perkhidmatan-perkhidmatan lain <i>Other services</i>	2.2	1.5	1.0	0.8	0.6	0.8	0.9	1.0
5.3 Perkhidmatan kerajaan <i>Government services</i>	8.7	6.8	5.6	5.7	5.0	4.3	4.4	5.6
Jumlah Perkhidmatan <i>Total Services</i>	100.0	100.0	100.0	100.0	100.0	100.0	100.0	100.0

Jadual **2.1.13**
Table

SMB mengikut Jenis Aset dan Jenis Aktiviti Ekonomi pada Harga Semasa - Jentera dan Kelengkapan
NKS by Type of Assets and Kind of Economic Activity at Current Prices - Machinery and Equipment

Jenis Aktiviti Ekonomi Kind of Economic Activity	2005	2006	2007	2008	2009	2010	2011 ^e	2012 ^p
A. Nilai Akhir Tahun (RM Juta) A. End Year Value (RM Million)								
1. Pertanian <i>Agriculture</i>	2,738	2,765	2,950	3,167	3,449	3,460	3,567	3,766
2. Perlombongan dan kuari <i>Mining and quarrying</i>	6,275	5,654	6,674	9,749	14,014	19,987	25,268	34,198
3. Pembuatan <i>Manufacturing</i>	91,711	94,805	91,207	91,278	84,991	85,210	87,720	92,858
3.1 Makanan, minuman dan tembakau <i>Food, beverages and tobacco</i>	5,641	5,951	6,246	6,867	7,676	8,164	9,008	10,423
3.2 Produk tekstil, kulit, kayu, kertas, cetakan dan terbitan <i>Textiles, leather, wood, paper products, printing and publishing</i>	9,173	8,896	8,536	8,642	7,869	7,462	7,435	8,249
3.3 Produk petroleum, kimia, getah dan plastik <i>Petroleum, chemicals, rubber and plastic products</i>	23,579	23,908	24,060	25,024	22,603	23,263	23,527	26,573
3.4 Produk mineral bukan logam, logam asas dan produk logam yang direka <i>Non-metallic mineral products, basic metal and fabricated metal products</i>	9,094	8,714	8,237	8,958	8,852	10,076	11,206	11,375
3.5 Elektrik dan elektronik <i>Electrical and electronic</i>	37,687	40,450	37,430	35,174	31,143	29,474	29,583	28,555
3.6 Kelengkapan pengangkutan dan pembuatan lain <i>Transport equipment and other manufactures</i>	6,537	6,886	6,698	6,614	6,849	6,771	6,961	7,683
4. Pembinaan <i>Construction</i>	1,692	2,131	2,680	3,250	3,476	3,940	4,529	5,258
5. Perkhidmatan <i>Services</i>	53,449	61,869	73,551	78,708	82,970	82,221	83,874	84,762
5.1 Perkhidmatan perantara <i>Intermediate services</i>	12,895	15,381	19,796	20,596	22,630	22,358	24,242	26,786
5.1.1 Pengangkutan, penyimpanan dan komunikasi <i>Transport, storage and communication</i>	9,648	11,363	15,198	15,139	16,961	17,183	19,115	21,294
5.1.2 Kewangan, insurans, hartanah dan perkhidmatan perniagaan <i>Finance, insurance, real estate and business services</i>	3,247	4,018	4,599	5,457	5,669	5,175	5,127	5,493
5.2 Perkhidmatan akhir <i>Final services</i>	11,432	15,292	20,559	24,081	26,864	27,631	28,596	29,619
5.2.1 Utiliti <i>Utilities</i>	6,999	9,624	13,469	15,347	16,353	16,830	17,508	17,942
5.2.2 Perdagangan borong dan runcit, penginapan dan restoran <i>Wholesale and retail trade, accommodation and restaurants</i>	2,766	3,687	4,591	5,654	6,561	6,520	6,520	6,706
5.2.3 Perkhidmatan-perkhidmatan lain <i>Other services</i>	1,667	1,980	2,499	3,080	3,950	4,281	4,568	4,971
5.3 Perkhidmatan kerajaan <i>Government services</i>	29,123	31,196	33,196	34,031	33,476	32,232	31,036	28,357
Jumlah SMB <i>Total NKS</i>	155,865	167,225	177,062	186,152	188,900	194,817	204,958	220,842
B. Perubahan Peratusan Tahunan B. Annual Percentage Change								
1. Pertanian <i>Agriculture</i>	2.7	1.0	6.7	7.4	8.9	0.3	3.1	5.6
2. Perlombongan dan kuari <i>Mining and quarrying</i>	9.4	-9.9	18.0	46.1	43.7	42.6	26.4	35.3
3. Pembuatan <i>Manufacturing</i>	3.5	3.4	-3.8	0.1	-6.9	0.3	2.9	5.9
3.1 Makanan, minuman dan tembakau <i>Food, beverages and tobacco</i>	14.1	5.5	5.0	9.9	11.8	6.4	10.3	15.7
3.2 Produk tekstil, kulit, kayu, kertas, cetakan dan terbitan <i>Textiles, leather, wood, paper products, printing and publishing</i>	1.8	-3.0	-4.1	1.2	-8.9	-5.2	-0.4	10.9
3.3 Produk petroleum, kimia, getah dan plastik <i>Petroleum, chemicals, rubber and plastic products</i>	-5.0	1.4	0.6	4.0	-9.7	2.9	1.1	12.9
3.4 Produk mineral bukan logam, logam asas dan produk logam yang direka <i>Non-metallic mineral products, basic metal and fabricated metal products</i>	10.9	-4.2	-5.5	8.7	-1.2	13.8	11.2	1.5
3.5 Elektrik dan elektronik <i>Electrical and electronic</i>	6.2	7.3	-7.5	-6.0	-11.5	-5.4	0.4	-3.5
3.6 Kelengkapan pengangkutan dan pembuatan lain <i>Transport equipment and other manufactures</i>	6.4	5.3	-2.7	-1.2	3.5	-1.1	2.8	10.4
4. Pembinaan <i>Construction</i>	-0.6	26.0	25.7	21.3	7.0	13.3	15.0	16.1
5. Perkhidmatan <i>Services</i>	31.6	15.8	18.9	7.0	5.4	-0.9	2.0	1.1
5.1 Perkhidmatan perantara <i>Intermediate services</i>	66.1	19.3	28.7	4.0	9.9	-1.2	8.4	10.5
5.1.1 Pengangkutan, penyimpanan dan komunikasi <i>Transport, storage and communication</i>	83.3	17.8	33.8	-0.4	12.0	1.3	11.2	11.4
5.1.2 Kewangan, insurans, hartanah dan perkhidmatan perniagaan <i>Finance, insurance, real estate and business services</i>	29.9	23.8	14.4	18.7	3.9	-8.7	-0.9	7.1
5.2 Perkhidmatan akhir <i>Final services</i>	117.5	33.8	34.4	17.1	11.6	2.9	3.5	3.6
5.2.1 Utiliti <i>Utilities</i>	134.1	37.5	39.9	13.9	6.6	2.9	4.0	2.5
5.2.2 Perdagangan borong dan runcit, penginapan dan restoran <i>Wholesale and retail trade, accommodation and restaurants</i>	93.6	33.3	24.5	23.1	16.0	-0.6	0.0	2.8
5.2.3 Perkhidmatan-perkhidmatan lain <i>Other services</i>	99.2	18.8	26.2	23.3	28.2	8.4	6.7	8.8
5.3 Perkhidmatan kerajaan <i>Government services</i>	5.5	7.1	6.4	2.5	-1.6	-3.7	-3.7	-8.6
Jumlah SMB <i>Total NKS</i>	11.9	7.3	5.9	5.1	1.5	3.1	5.2	7.7

Jadual **2.1.13**
Table

SMB mengikut Jenis Aset dan Jenis Aktiviti Ekonomi pada Harga Semasa - Jentera dan Kelengkapan
NKS by Type of Assets and Kind of Economic Activity at Current Prices - Machinery and Equipment

Jenis Aktiviti Ekonomi Kind of Economic Activity	2005	2006	2007	2008	2009	2010	2011 ^e	2012 ^p
C. Pembahagian Peratus SMB C. Percentage Share of NKS								
1. Pertanian Agriculture	1.8	1.7	1.7	1.7	1.8	1.8	1.7	1.7
2. Perlombongan dan kuari Mining and quarrying	4.0	3.4	3.8	5.2	7.4	10.3	12.3	15.5
3. Pembuatan Manufacturing	58.8	56.7	51.5	49.0	45.0	43.7	42.8	42.0
3.1 Makanan, minuman dan tembakau Food, beverages and tobacco	3.6	3.6	3.5	3.7	4.1	4.2	4.4	4.7
3.2 Produk tekstil, kulit, kayu, kertas, cetakan dan terbitan Textiles, leather, wood, paper products, printing and publishing	5.9	5.3	4.8	4.6	4.2	3.8	3.6	3.7
3.3 Produk petroleum, kimia, getah dan plastik Petroleum, chemicals, rubber and plastic products	15.1	14.3	13.6	13.4	12.0	11.9	11.5	12.0
3.4 Produk mineral bukan logam, logam asas dan produk logam yang direka Non-metallic mineral products, basic metal and fabricated metal products	5.8	5.2	4.7	4.8	4.7	5.2	5.5	5.2
3.5 Elektrik dan elektronik Electrical and electronic	24.2	24.2	21.1	18.9	16.5	15.1	14.4	12.9
3.6 Kelengkapan pengangkutan dan pembuatan lain Transport equipment and other manufactures	4.2	4.1	3.8	3.6	3.6	3.5	3.4	3.5
4. Pembinaan Construction	1.1	1.3	1.5	1.7	1.8	2.0	2.2	2.4
5. Perkhidmatan Services	34.3	37.0	41.5	42.3	43.9	42.2	40.9	38.4
5.1 Perkhidmatan perantara Intermediate services	8.3	9.2	11.2	11.1	12.0	11.5	11.8	12.1
5.1.1 Pengangkutan, penyimpanan dan komunikasi Transport, storage and communication	6.2	6.8	8.6	8.1	9.0	8.8	9.3	9.6
5.1.2 Kewangan, insurans, hartanah dan perkhidmatan perniagaan Finance, insurance, real estate and business services	2.1	2.4	2.6	2.9	3.0	2.7	2.5	2.5
5.2 Perkhidmatan akhir Final services	7.3	9.1	11.6	12.9	14.2	14.2	14.0	13.4
5.2.1 Utiliti Utilities	4.5	5.8	7.6	8.2	8.7	8.6	8.5	8.1
5.2.2 Perdagangan borong dan runcit, penginapan dan restoran Wholesale and retail trade, accommodation and restaurants	1.8	2.2	2.6	3.0	3.5	3.3	3.2	3.0
5.2.3 Perkhidmatan-perkhidmatan lain Other services	1.1	1.2	1.4	1.7	2.1	2.2	2.2	2.3
5.3 Perkhidmatan kerajaan Government services	18.7	18.7	18.7	18.3	17.7	16.5	15.1	12.8
Jumlah SMB Total NKS	100.0	100.0	100.0	100.0	100.0	100.0	100.0	100.0
D. Pembahagian Peratus Pembuatan D. Percentage Share to Manufacturing								
3. Pembuatan Manufacturing								
3.1 Makanan, minuman dan tembakau Food, beverages and tobacco	6.2	6.3	6.8	7.5	9.0	9.6	10.3	11.2
3.2 Produk tekstil, kulit, kayu, kertas, cetakan dan terbitan Textiles, leather, wood, paper products, printing and publishing	10.0	9.4	9.4	9.5	9.3	8.8	8.5	8.9
3.3 Produk petroleum, kimia, getah dan plastik Petroleum, chemicals, rubber and plastic products	25.7	25.2	26.4	27.4	26.6	27.3	26.8	28.6
3.4 Produk mineral bukan logam, logam asas dan produk logam yang direka Non-metallic mineral products, basic metal and fabricated metal products	9.9	9.2	9.0	9.8	10.4	11.8	12.8	12.2
3.5 Elektrik dan elektronik Electrical and electronic	41.1	42.7	41.0	38.5	36.6	34.6	33.7	30.8
3.6 Kelengkapan pengangkutan dan pembuatan lain Transport equipment and other manufactures	7.1	7.3	7.3	7.2	8.1	7.9	7.9	8.3
Jumlah Pembuatan Total Manufacturing	100.0	100.0	100.0	100.0	100.0	100.0	100.0	100.0
E. Pembahagian Peratus Perkhidmatan E. Percentage Share to Services								
5. Perkhidmatan Services								
5.1 Perkhidmatan perantara Intermediate services	24.1	24.9	26.9	26.2	27.3	27.2	28.9	31.6
5.1.1 Pengangkutan, penyimpanan dan komunikasi Transport, storage and communication	18.1	18.4	20.7	19.2	20.4	20.9	22.8	25.1
5.1.2 Kewangan, insurans, hartanah dan perkhidmatan perniagaan Finance, insurance, real estate and business services	6.1	6.5	6.3	6.9	6.8	6.3	6.1	6.5
5.2 Perkhidmatan akhir Final services	21.4	24.7	28.0	30.6	32.4	33.6	34.1	34.9
5.2.1 Utiliti Utilities	13.1	15.6	18.3	19.5	19.7	20.5	20.9	21.2
5.2.2 Perdagangan borong dan runcit, penginapan dan restoran Wholesale and retail trade, accommodation and restaurants	5.2	6.0	6.2	7.2	7.9	7.9	7.8	7.9
5.2.3 Perkhidmatan-perkhidmatan lain Other services	3.1	3.2	3.4	3.9	4.8	5.2	5.4	5.9
5.3 Perkhidmatan kerajaan Government services	54.5	50.4	45.1	43.2	40.3	39.2	37.0	33.5
Jumlah Perkhidmatan Total Services	100.0	100.0	100.0	100.0	100.0	100.0	100.0	100.0

Jadual
Table **2.1.14**

SMB mengikut Jenis Aset dan Jenis Aktiviti Ekonomi pada Harga Semasa - Aset Lain
NKS by Type of Assets and Kind of Economic Activity at Current Prices - Other Assets

Jenis Aktiviti Ekonomi Kind of Economic Activity	2005	2006	2007	2008	2009	2010	2011 ^e	2012 ^p
A. Nilai Akhir Tahun (RM Juta) A. End Year Value (RM Million)								
1. Pertanian Agriculture	9,393	10,267	11,238	14,514	13,864	15,573	18,421	20,218
2. Perlombongan dan kuari Mining and quarrying	83,627	104,322	138,249	160,743	184,515	192,431	236,740	267,291
3. Pembuatan Manufacturing	6,655	8,179	9,674	11,274	12,424	14,813	17,389	19,312
3.1 Makanan, minuman dan tembakau Food, beverages and tobacco	185	219	265	336	391	448	512	557
3.2 Produk tekstil, kulit, kayu, kertas, cetakan dan terbitan Textiles, leather, wood, paper products, printing and publishing	92	123	136	156	170	210	251	283
3.3 Produk petroleum, kimia, getah dan plastik Petroleum, chemicals, rubber and plastic products	1,151	1,229	1,243	1,273	1,268	1,659	2,060	2,379
3.4 Produk mineral bukan logam, logam asas dan produk logam yang direka Non-metallic mineral products, basic metal and fabricated metal products	142	190	206	253	288	448	607	740
3.5 Elektrik dan elektronik Electrical and electronic	4,446	5,565	7,012	8,309	9,262	10,690	12,277	13,412
3.6 Kelengkapan pengangkutan dan pembuatan lain Transport equipment and other manufactures	638	854	812	947	1,044	1,358	1,682	1,940
4. Pembinaan Construction	63	83	101	120	134	155	178	194
5. Perkhidmatan Services	4,838	5,928	7,206	9,281	10,619	11,514	12,722	14,040
5.1 Perkhidmatan perantara Intermediate services	889	1,266	1,524	1,798	1,998	2,276	2,590	2,809
5.1.1 Pengangkutan, penyimpanan dan komunikasi Transport, storage and communication	667	977	1,171	1,379	1,530	1,360	1,238	1,082
5.1.2 Kewangan, insurans, hartanah dan perkhidmatan perniagaan Finance, insurance, real estate and business services	222	290	353	419	468	916	1,352	1,727
5.2 Perkhidmatan akhir Final services	2,062	2,185	2,407	3,336	4,074	4,885	5,796	6,699
5.2.1 Utiliti Utilities	265	376	482	592	676	657	657	636
5.2.2 Perdagangan borong dan runcit, penginapan dan restoran Wholesale and retail trade, accommodation and restaurants	40	53	64	76	85	98	113	123
5.2.3 Perkhidmatan-perkhidmatan lain Other services	1,756	1,756	1,861	2,667	3,312	4,130	5,027	5,941
5.3 Perkhidmatan kerajaan Government services	1,887	2,477	3,275	4,148	4,547	4,352	4,336	4,531
Jumlah SMB Total NKS	104,576	128,779	166,468	195,932	221,556	234,486	285,449	321,055
B. Perubahan Peratusan Tahunan B. Annual Percentage Change								
1. Pertanian Agriculture	-7.0	9.3	9.5	29.1	-4.5	12.3	18.3	9.8
2. Perlombongan dan kuari Mining and quarrying	34.7	24.7	32.5	16.3	14.8	4.3	23.0	12.9
3. Pembuatan Manufacturing	31.6	22.9	18.3	16.5	10.2	19.2	17.4	11.1
3.1 Makanan, minuman dan tembakau Food, beverages and tobacco	5.9	18.2	21.1	26.6	16.3	14.5	14.2	8.8
3.2 Produk tekstil, kulit, kayu, kertas, cetakan dan terbitan Textiles, leather, wood, paper products, printing and publishing	35.9	32.8	11.0	14.8	9.0	23.1	19.8	12.7
3.3 Produk petroleum, kimia, getah dan plastik Petroleum, chemicals, rubber and plastic products	178.3	6.8	1.1	2.4	-0.4	30.8	24.2	15.5
3.4 Produk mineral bukan logam, logam asas dan produk logam yang direka Non-metallic mineral products, basic metal and fabricated metal products	14.1	33.4	8.4	22.7	14.1	55.4	35.4	21.9
3.5 Elektrik dan elektronik Electrical and electronic	15.5	25.2	26.0	18.5	11.5	15.4	14.8	9.3
3.6 Kelengkapan pengangkutan dan pembuatan lain Transport equipment and other manufactures	50.0	33.8	-4.9	16.6	10.2	30.1	23.9	15.3
4. Pembinaan Construction	13.7	30.3	21.8	18.9	11.7	15.7	15.0	9.4
5. Perkhidmatan Services	14.4	22.5	21.6	28.8	14.4	8.4	10.5	10.4
5.1 Perkhidmatan perantara Intermediate services	7.8	42.4	20.4	18.0	11.1	13.9	13.8	8.5
5.1.1 Pengangkutan, penyimpanan dan komunikasi Transport, storage and communication	6.0	46.5	19.9	17.7	11.0	-11.1	-9.0	-12.6
5.1.2 Kewangan, insurans, hartanah dan perkhidmatan perniagaan Finance, insurance, real estate and business services	13.7	30.3	21.8	18.9	11.7	95.5	47.6	27.7
5.2 Perkhidmatan akhir Final services	3.0	6.0	10.2	38.6	22.1	19.9	18.6	15.6
5.2.1 Utiliti Utilities	-9.4	41.6	28.1	22.9	14.2	-2.8	-0.1	-3.2
5.2.2 Perdagangan borong dan runcit, penginapan dan restoran Wholesale and retail trade, accommodation and restaurants	13.7	30.3	21.8	18.9	11.7	15.2	14.7	9.1
5.2.3 Perkhidmatan-perkhidmatan lain Other services	4.9	0.0	6.0	43.3	24.2	24.7	21.7	18.2
5.3 Perkhidmatan kerajaan Government services	34.6	31.3	32.2	26.6	9.6	-4.3	-0.4	4.5
Jumlah SMB Total NKS	28.2	23.1	29.3	17.7	13.1	5.8	21.7	12.5

Jenis Aktiviti Ekonomi Kind of Economic Activity	2005	2006	2007	2008	2009	2010	2011 ^e	2012 ^p
C. Pembahagian Peratus SMB C. Percentage Share of NKS								
1. Pertanian Agriculture	9.0	8.0	6.8	7.4	6.3	6.6	6.5	6.3
2. Perlombongan dan kuari Mining and quarrying	80.0	81.0	83.0	82.0	83.3	82.1	82.9	83.3
3. Pembuatan Manufacturing	6.4	6.4	5.8	5.8	5.6	6.3	6.1	6.0
3.1 Makanan, minuman dan tembakau Food, beverages and tobacco	0.2	0.2	0.2	0.2	0.2	0.2	0.2	0.2
3.2 Produk tekstil, kulit, kayu, kertas, cetakan dan terbitan Textiles, leather, wood, paper products, printing and publishing	0.1	0.1	0.1	0.1	0.1	0.1	0.1	0.1
3.3 Produk petroleum, kimia, getah dan plastik Petroleum, chemicals, rubber and plastic products	1.1	1.0	0.7	0.6	0.6	0.7	0.7	0.7
3.4 Produk mineral bukan logam, logam asas dan produk logam yang direka Non-metallic mineral products, basic metal and fabricated metal products	0.1	0.1	0.1	0.1	0.1	0.2	0.2	0.2
3.5 Elektrik dan elektronik Electrical and electronic	4.3	4.3	4.2	4.2	4.2	4.6	4.3	4.2
3.6 Kelengkapan pengangkutan dan pembuatan lain Transport equipment and other manufactures	0.6	0.7	0.5	0.5	0.5	0.6	0.6	0.6
4. Pembinaan Construction	0.1	0.1	0.1	0.1	0.1	0.1	0.1	0.1
5. Perkhidmatan Services	4.6	4.6	4.3	4.7	4.8	4.9	4.5	4.4
5.1 Perkhidmatan perantara Intermediate services	0.9	1.0	0.9	0.9	0.9	1.0	0.9	0.9
5.1.1 Pengangkutan, penyimpanan dan komunikasi Transport, storage and communication	0.6	0.8	0.7	0.7	0.7	0.6	0.4	0.3
5.1.2 Kewangan, insurans, hartanah dan perkhidmatan perniagaan Finance, insurance, real estate and business services	0.2	0.2	0.2	0.2	0.2	0.4	0.5	0.5
5.2 Perkhidmatan akhir Final services	2.0	1.7	1.4	1.7	1.8	2.1	2.0	2.1
5.2.1 Utiliti Utilities	0.3	0.3	0.3	0.3	0.3	0.3	0.2	0.2
5.2.2 Perdagangan borong dan runcit, penginapan dan restoran Wholesale and retail trade, accommodation and restaurants	0.0	0.0	0.0	0.0	0.0	0.0	0.0	0.0
5.2.3 Perkhidmatan-perkhidmatan lain Other services	1.7	1.4	1.1	1.4	1.5	1.8	1.8	1.9
5.3 Perkhidmatan kerajaan Government services	1.8	1.9	2.0	2.1	2.1	1.9	1.5	1.4
Jumlah SMB Total NKS	100.0	100.0	100.0	100.0	100.0	100.0	100.0	100.0
D. Pembahagian Peratus Pembuatan D. Percentage Share to Manufacturing								
3. Pembuatan Manufacturing								
3.1 Makanan, minuman dan tembakau Food, beverages and tobacco	2.8	2.7	2.7	3.0	3.1	3.0	2.9	2.9
3.2 Produk tekstil, kulit, kayu, kertas, cetakan dan terbitan Textiles, leather, wood, paper products, printing and publishing	1.4	1.5	1.4	1.4	1.4	1.4	1.4	1.5
3.3 Produk petroleum, kimia, getah dan plastik Petroleum, chemicals, rubber and plastic products	17.3	15.0	12.8	11.3	10.2	11.2	11.8	12.3
3.4 Produk mineral bukan logam, logam asas dan produk logam yang direka Non-metallic mineral products, basic metal and fabricated metal products	2.1	2.3	2.1	2.2	2.3	3.0	3.5	3.8
3.5 Elektrik dan elektronik Electrical and electronic	66.8	68.0	72.5	73.7	74.6	72.2	70.6	69.5
3.6 Kelengkapan pengangkutan dan pembuatan lain Transport equipment and other manufactures	9.6	10.4	8.4	8.4	8.4	9.2	9.7	10.0
Jumlah Pembuatan Total Manufacturing	100.0	100.0	100.0	100.0	100.0	100.0	100.0	100.0
E. Pembahagian Peratus Perkhidmatan E. Percentage Share to Services								
5. Perkhidmatan Services								
5.1 Perkhidmatan perantara Intermediate services	18.4	21.4	21.1	19.4	18.8	19.8	20.4	20.0
5.1.1 Pengangkutan, penyimpanan dan komunikasi Transport, storage and communication	13.8	16.5	16.3	14.9	14.4	11.8	9.7	7.7
5.1.2 Kewangan, insurans, hartanah dan perkhidmatan perniagaan Finance, insurance, real estate and business services	4.6	4.9	4.9	4.5	4.4	8.0	10.6	12.3
5.2 Perkhidmatan akhir Final services	42.6	36.9	33.4	35.9	38.4	42.4	45.6	47.7
5.2.1 Utiliti Utilities	5.5	6.3	6.7	6.4	6.4	5.7	5.2	4.5
5.2.2 Perdagangan borong dan runcit, penginapan dan restoran Wholesale and retail trade, accommodation and restaurants	0.8	0.9	0.9	0.8	0.8	0.9	0.9	0.9
5.2.3 Perkhidmatan-perkhidmatan lain Other services	36.3	29.6	25.8	28.7	31.2	35.9	39.5	42.3
5.3 Perkhidmatan kerajaan Government services	39.0	41.8	45.5	44.7	42.8	37.8	34.1	32.3
Jumlah Perkhidmatan Total Services	100.0	100.0	100.0	100.0	100.0	100.0	100.0	100.0

Jadual **3.1.11**
Table

SMP mengikut Jenis Aset dan Jenis Aktiviti Ekonomi pada Harga Semasa - Struktur
PKS by Type of Assets and Kind of Economic Activity at Current Prices - Structures

Jenis Aktiviti Ekonomi Kind of Economic Activity	2005	2006	2007	2008	2009	2010	2011 ^e	2012 ^p
A. Nilai Akhir Tahun (RM Juta) A. End Year Value (RM Million)								
1. Pertanian Agriculture	15,089	15,779	16,721	17,379	18,919	20,855	23,585	22,210
2. Perlombongan dan kuari Mining and quarrying	7,464	7,677	7,974	8,104	8,646	9,304	10,219	9,122
3. Pembuatan Manufacturing	80,144	86,554	94,071	101,890	111,777	125,509	145,704	149,893
3.1 Makanan, minuman dan tembakau Food, beverages and tobacco	7,790	8,379	9,060	10,016	11,025	12,297	14,399	14,814
3.2 Produk tekstil, kulit, kayu, kertas, cetakan dan terbitan Textiles, leather, wood, paper products, printing and publishing	15,501	16,193	17,178	17,838	19,366	20,825	22,903	22,284
3.3 Produk petroleum, kimia, getah dan plastik Petroleum, chemicals, rubber and plastic products	13,954	15,590	17,981	20,537	23,124	26,543	31,912	35,341
3.4 Produk mineral bukan logam, logam asas dan produk logam yang direka Non-metallic mineral products, basic metal and fabricated metal products	9,525	10,265	10,867	12,273	13,641	15,499	18,018	18,321
3.5 Elektrik dan elektronik Electrical and electronic	26,163	28,280	30,445	32,230	34,457	39,228	45,905	46,537
3.6 Kelengkapan pengangkutan dan pembuatan lain Transport equipment and other manufactures	7,211	7,848	8,539	8,996	10,164	11,119	12,566	12,596
4. Pembinaan Construction	7,892	8,382	9,166	9,822	10,314	11,331	12,814	13,065
5. Perkhidmatan Services	836,694	898,604	976,805	1,043,862	1,167,789	1,308,409	1,482,582	1,440,894
5.1 Perkhidmatan perantara Intermediate services	402,673	426,199	455,976	478,898	528,145	583,527	655,776	641,137
5.1.1 Pengangkutan, penyimpanan dan komunikasi Transport, storage and communication	169,269	175,845	184,338	189,155	207,660	229,367	255,212	228,316
5.1.2 Kewangan, insurans, hartanah dan perkhidmatan perniagaan Finance, insurance, real estate and business services	233,404	250,354	271,637	289,743	320,485	354,161	400,564	412,821
5.2 Perkhidmatan akhir Final services	145,417	154,192	167,380	177,491	197,556	220,310	250,613	240,175
5.2.1 Utiliti Utilities	106,728	111,441	118,867	123,895	135,538	148,132	164,743	148,459
5.2.2 Perdagangan borong dan runcit, penginapan dan restoran Wholesale and retail trade, accommodation and restaurants	31,593	35,117	39,878	44,760	51,788	60,152	71,586	76,657
5.2.3 Perkhidmatan-perkhidmatan lain Other services	7,097	7,634	8,635	8,836	10,230	12,026	14,284	15,059
5.3 Perkhidmatan kerajaan Government services	288,603	318,212	353,449	387,473	442,088	504,572	576,193	559,583
Jumlah SMP Total PKS	947,281	1,016,996	1,104,736	1,181,057	1,317,446	1,475,409	1,674,904	1,635,184
B. Perubahan Peratusan Tahunan B. Annual Percentage Change								
1. Pertanian Agriculture	4.9	4.6	6.0	3.9	8.9	10.2	13.1	-5.8
2. Perlombongan dan kuari Mining and quarrying	1.7	2.9	3.9	1.6	6.7	7.6	9.8	-10.7
3. Pembuatan Manufacturing	8.3	8.0	8.7	8.3	9.7	12.3	16.1	2.9
3.1 Makanan, minuman dan tembakau Food, beverages and tobacco	9.7	7.6	8.1	10.5	10.1	11.5	17.1	2.9
3.2 Produk tekstil, kulit, kayu, kertas, cetakan dan terbitan Textiles, leather, wood, paper products, printing and publishing	4.9	4.5	6.1	3.8	8.6	7.5	10.0	-2.7
3.3 Produk petroleum, kimia, getah dan plastik Petroleum, chemicals, rubber and plastic products	12.0	11.7	15.3	14.2	12.6	14.8	20.2	10.7
3.4 Produk mineral bukan logam, logam asas dan produk logam yang direka Non-metallic mineral products, basic metal and fabricated metal products	8.4	7.8	5.9	12.9	11.1	13.6	16.3	1.7
3.5 Elektrik dan elektronik Electrical and electronic	9.1	8.1	7.7	5.9	6.9	13.8	17.0	1.4
3.6 Kelengkapan pengangkutan dan pembuatan lain Transport equipment and other manufactures	4.2	8.8	8.8	5.4	13.0	9.4	13.0	0.2
4. Pembinaan Construction	15.2	6.2	9.4	7.2	5.0	9.9	13.1	2.0
5. Perkhidmatan Services	6.3	7.4	8.7	6.9	11.9	12.0	13.3	-2.8
5.1 Perkhidmatan perantara Intermediate services	4.9	5.8	7.0	5.0	10.3	10.5	12.4	-2.2
5.1.1 Pengangkutan, penyimpanan dan komunikasi Transport, storage and communication	2.7	3.9	4.8	2.6	9.8	10.5	11.3	-10.5
5.1.2 Kewangan, insurans, hartanah dan perkhidmatan perniagaan Finance, insurance, real estate and business services	6.6	7.3	8.5	6.7	10.6	10.5	13.1	3.1
5.2 Perkhidmatan akhir Final services	6.6	6.0	8.6	6.0	11.3	11.5	13.8	-4.2
5.2.1 Utiliti Utilities	5.5	4.4	6.7	4.2	9.4	9.3	11.2	-9.9
5.2.2 Perdagangan borong dan runcit, penginapan dan restoran Wholesale and retail trade, accommodation and restaurants	10.2	11.2	13.6	12.2	15.7	16.1	19.0	7.1
5.2.3 Perkhidmatan-perkhidmatan lain Other services	8.3	7.6	13.1	2.3	15.8	17.6	18.8	5.4
5.3 Perkhidmatan kerajaan Government services	8.1	10.3	11.1	9.6	14.1	14.1	14.2	-2.9
Jumlah SMP Total PKS	6.5	7.4	8.6	6.9	11.5	12.0	13.5	-2.4

Jadual **3.1.11**
Table

SMP mengikut Jenis Aset dan Jenis Aktiviti Ekonomi pada Harga Semasa - Struktur
PKS by Type of Assets and Kind of Economic Activity at Current Prices - Structures

Jenis Aktiviti Ekonomi Kind of Economic Activity	2005	2006	2007	2008	2009	2010	2011 ^e	2012 ^p
C. Pembahagian Peratus SMP C. Percentage Share of PKS								
1. Pertanian Agriculture	1.6	1.6	1.5	1.5	1.4	1.4	1.4	1.4
2. Perlombongan dan kuari Mining and quarrying	0.8	0.8	0.7	0.7	0.7	0.6	0.6	0.6
3. Pembuatan Manufacturing	8.5	8.5	8.5	8.6	8.5	8.5	8.7	9.2
3.1 Makanan, minuman dan tembakau Food, beverages and tobacco	0.8	0.8	0.8	0.8	0.8	0.8	0.9	0.9
3.2 Produk tekstil, kulit, kayu, kertas, cetakan dan terbitan Textiles, leather, wood, paper products, printing and publishing	1.6	1.6	1.6	1.5	1.5	1.4	1.4	1.4
3.3 Produk petroleum, kimia, getah dan plastik Petroleum, chemicals, rubber and plastic products	1.5	1.5	1.6	1.7	1.8	1.8	1.9	2.2
3.4 Produk mineral bukan logam, logam asas dan produk logam yang direka Non-metallic mineral products, basic metal and fabricated metal products	1.0	1.0	1.0	1.0	1.0	1.1	1.1	1.1
3.5 Elektrik dan elektronik Electrical and electronic	2.8	2.8	2.8	2.7	2.6	2.7	2.7	2.8
3.6 Kelengkapan pengangkutan dan pembuatan lain Transport equipment and other manufactures	0.8	0.8	0.8	0.8	0.8	0.8	0.8	0.8
4. Pembinaan Construction	0.8	0.8	0.8	0.8	0.8	0.8	0.8	0.8
5. Perkhidmatan Services	88.3	88.4	88.4	88.4	88.6	88.7	88.5	88.1
5.1 Perkhidmatan perantara Intermediate services	42.5	41.9	41.3	40.5	40.1	39.6	39.2	39.2
5.1.1 Pengangkutan, penyimpanan dan komunikasi Transport, storage and communication	17.9	17.3	16.7	16.0	15.8	15.5	15.2	14.0
5.1.2 Kewangan, insurans, hartanah dan perkhidmatan perniagaan Finance, insurance, real estate and business services	24.6	24.6	24.6	24.5	24.3	24.0	23.9	25.2
5.2 Perkhidmatan akhir Final services	15.4	15.2	15.2	15.0	15.0	14.9	15.0	14.7
5.2.1 Utiliti Utilities	11.3	11.0	10.8	10.5	10.3	10.0	9.8	9.1
5.2.2 Perdagangan borong dan runcit, penginapan dan restoran Wholesale and retail trade, accommodation and restaurants	3.3	3.5	3.6	3.8	3.9	4.1	4.3	4.7
5.2.3 Perkhidmatan-perkhidmatan lain Other services	0.7	0.8	0.8	0.7	0.8	0.8	0.9	0.9
5.3 Perkhidmatan kerajaan Government services	30.5	31.3	32.0	32.8	33.6	34.2	34.4	34.2
Jumlah SMP Total PKS	100.0	100.0	100.0	100.0	100.0	100.0	100.0	100.0
D. Pembahagian Peratus Pembuatan D. Percentage Share to Manufacturing								
3. Pembuatan Manufacturing								
3.1 Makanan, minuman dan tembakau Food, beverages and tobacco	9.7	9.7	9.6	9.8	9.9	9.8	9.9	9.9
3.2 Produk tekstil, kulit, kayu, kertas, cetakan dan terbitan Textiles, leather, wood, paper products, printing and publishing	19.3	18.7	18.3	17.5	17.3	16.6	15.7	14.9
3.3 Produk petroleum, kimia, getah dan plastik Petroleum, chemicals, rubber and plastic products	17.4	18.0	19.1	20.2	20.7	21.1	21.9	23.6
3.4 Produk mineral bukan logam, logam asas dan produk logam yang direka Non-metallic mineral products, basic metal and fabricated metal products	11.9	11.9	11.6	12.0	12.2	12.3	12.4	12.2
3.5 Elektrik dan elektronik Electrical and electronic	32.6	32.7	32.4	31.6	30.8	31.3	31.5	31.0
3.6 Kelengkapan pengangkutan dan pembuatan lain Transport equipment and other manufactures	9.0	9.1	9.1	8.8	9.1	8.9	8.6	8.4
Jumlah Pembuatan Total Manufacturing	100.0	100.0	100.0	100.0	100.0	100.0	100.0	100.0
E. Pembahagian Peratus Perkhidmatan E. Percentage Share to Services								
5. Perkhidmatan Services								
5.1 Perkhidmatan perantara Intermediate services	48.1	47.4	46.7	45.9	45.2	44.6	44.2	44.5
5.1.1 Pengangkutan, penyimpanan dan komunikasi Transport, storage and communication	20.2	19.6	18.9	18.1	17.8	17.5	17.2	15.8
5.1.2 Kewangan, insurans, hartanah dan perkhidmatan perniagaan Finance, insurance, real estate and business services	27.9	27.9	27.8	27.8	27.4	27.1	27.0	28.7
5.2 Perkhidmatan akhir Final services	17.4	17.2	17.1	17.0	16.9	16.8	16.9	16.7
5.2.1 Utiliti Utilities	12.8	12.4	12.2	11.9	11.6	11.3	11.1	10.3
5.2.2 Perdagangan borong dan runcit, penginapan dan restoran Wholesale and retail trade, accommodation and restaurants	3.8	3.9	4.1	4.3	4.4	4.6	4.8	5.3
5.2.3 Perkhidmatan-perkhidmatan lain Other services	0.8	0.8	0.9	0.8	0.9	0.9	1.0	1.0
5.3 Perkhidmatan kerajaan Government services	34.5	35.4	36.2	37.1	37.9	38.6	38.9	38.8
Jumlah Perkhidmatan Total Services	100.0	100.0	100.0	100.0	100.0	100.0	100.0	100.0

Jadual 3.1.12
Table

SMP mengikut Jenis Aset dan Jenis Aktiviti Ekonomi pada Harga Semasa - Kelengkapan Pengangkutan
PKS by Type of Assets and Kind of Economic Activity at Current Prices - Transport Equipment

Jenis Aktiviti Ekonomi Kind of Economic Activity	2005	2006	2007	2008	2009	2010	2011 ^e	2012 ^p
A. Nilai Akhir Tahun (RM Juta) A. End Year Value (RM Million)								
1. Pertanian <i>Agriculture</i>	1,460	1,489	1,555	1,660	1,746	1,961	2,211	2,516
2. Perlombongan dan kuari <i>Mining and quarrying</i>	258	212	161	114	76	265	255	243
3. Pembuatan <i>Manufacturing</i>	7,034	6,289	5,590	5,136	4,580	4,244	4,405	4,553
3.1 Makanan, minuman dan tembakau <i>Food, beverages and tobacco</i>	1,009	918	818	815	763	734	792	824
3.2 Produk tekstil, kulit, kayu, kertas, cetakan dan terbitan <i>Textiles, leather, wood, paper products, printing and publishing</i>	1,771	1,528	1,258	1,049	861	777	886	918
3.3 Produk petroleum, kimia, getah dan plastik <i>Petroleum, chemicals, rubber and plastic products</i>	1,213	1,091	963	873	783	731	741	844
3.4 Produk mineral bukan logam, logam asas dan produk logam yang direka <i>Non-metallic mineral products, basic metal and fabricated metal products</i>	1,156	1,035	1,054	1,055	1,021	984	968	958
3.5 Elektrik dan elektronik <i>Electrical and electronic</i>	906	856	773	701	582	535	584	594
3.6 Kelengkapan pengangkutan dan pembuatan lain <i>Transport equipment and other manufactures</i>	979	861	724	642	570	483	435	415
4. Pembinaan <i>Construction</i>	1,832	2,011	2,515	2,470	2,618	2,978	3,365	3,834
5. Perkhidmatan <i>Services</i>	51,105	54,906	61,516	66,735	72,071	82,531	91,578	103,982
5.1 Perkhidmatan perantara <i>Intermediate services</i>	41,269	44,710	51,055	55,072	59,767	68,792	76,177	85,509
5.1.1 Pengangkutan, penyimpanan dan komunikasi <i>Transport, storage and communication</i>	39,567	42,964	49,337	53,020	57,800	66,462	73,361	81,820
5.1.2 Kewangan, insurans, hartanah dan perkhidmatan perniagaan <i>Finance, insurance, real estate and business services</i>	1,702	1,746	1,719	2,052	1,968	2,331	2,816	3,689
5.2 Perkhidmatan akhir <i>Final services</i>	5,310	6,052	6,510	7,478	8,281	9,681	11,001	12,604
5.2.1 Utiliti <i>Utilities</i>	1,011	1,209	884	759	627	535	457	422
5.2.2 Perdagangan borong dan runcit, penginapan dan restoran <i>Wholesale and retail trade, accommodation and restaurants</i>	3,226	3,911	4,855	6,043	7,079	8,454	9,720	11,158
5.2.3 Perkhidmatan-perkhidmatan lain <i>Other services</i>	1,073	933	771	676	575	692	823	1,024
5.3 Perkhidmatan kerajaan <i>Government services</i>	4,526	4,143	3,951	4,185	4,022	4,057	4,400	5,869
Jumlah SMP <i>Total PKS</i>	61,688	64,907	71,336	76,115	81,091	91,979	101,814	115,128
B. Perubahan Peratusan Tahunan B. Annual Percentage Change								
1. Pertanian <i>Agriculture</i>	-3.7	2.0	4.4	6.8	5.2	12.3	12.8	13.8
2. Perlombongan dan kuari <i>Mining and quarrying</i>	-12.6	-17.8	-24.0	-28.9	-33.4	248.0	-3.9	-4.5
3. Pembuatan <i>Manufacturing</i>	-6.2	-10.6	-11.1	-8.1	-10.8	-7.3	3.8	3.4
3.1 Makanan, minuman dan tembakau <i>Food, beverages and tobacco</i>	-1.5	-9.1	-10.9	-0.4	-6.3	-3.9	7.9	4.1
3.2 Produk tekstil, kulit, kayu, kertas, cetakan dan terbitan <i>Textiles, leather, wood, paper products, printing and publishing</i>	-8.1	-13.7	-17.7	-16.6	-18.0	-9.7	14.0	3.6
3.3 Produk petroleum, kimia, getah dan plastik <i>Petroleum, chemicals, rubber and plastic products</i>	-3.7	-10.1	-11.7	-9.4	-10.3	-6.6	1.3	13.9
3.4 Produk mineral bukan logam, logam asas dan produk logam yang direka <i>Non-metallic mineral products, basic metal and fabricated metal products</i>	-5.6	-10.4	1.8	0.2	-3.3	-3.6	-1.6	-1.0
3.5 Elektrik dan elektronik <i>Electrical and electronic</i>	-8.2	-5.5	-9.8	-9.3	-16.9	-8.1	9.1	1.8
3.6 Kelengkapan pengangkutan dan pembuatan lain <i>Transport equipment and other manufactures</i>	-8.9	-12.1	-15.8	-11.3	-11.3	-15.2	-10.0	-4.6
4. Pembinaan <i>Construction</i>	-1.6	9.8	25.0	-1.8	6.0	13.8	13.0	13.9
5. Perkhidmatan <i>Services</i>	-3.1	7.4	12.0	8.5	8.0	14.5	11.0	13.5
5.1 Perkhidmatan perantara <i>Intermediate services</i>	-2.7	8.3	14.2	7.9	8.5	15.1	10.7	12.3
5.1.1 Pengangkutan, penyimpanan dan komunikasi <i>Transport, storage and communication</i>	-3.7	8.6	14.8	7.5	9.0	15.0	10.4	11.5
5.1.2 Kewangan, insurans, hartanah dan perkhidmatan perniagaan <i>Finance, insurance, real estate and business services</i>	27.7	2.6	-1.6	19.4	-4.1	18.4	20.8	31.0
5.2 Perkhidmatan akhir <i>Final services</i>	2.9	14.0	7.6	14.9	10.7	16.9	13.6	14.6
5.2.1 Utiliti <i>Utilities</i>	-7.5	19.6	-26.8	-14.2	-17.4	-14.7	-14.6	-7.7
5.2.2 Perdagangan borong dan runcit, penginapan dan restoran <i>Wholesale and retail trade, accommodation and restaurants</i>	10.8	21.2	24.1	24.5	17.1	19.4	15.0	14.8
5.2.3 Perkhidmatan-perkhidmatan lain <i>Other services</i>	-7.0	-13.1	-17.4	-12.3	-15.0	20.4	18.9	24.3
5.3 Perkhidmatan kerajaan <i>Government services</i>	-12.7	-8.5	-4.7	5.9	-3.9	0.9	8.5	33.4
Jumlah SMP <i>Total PKS</i>	-3.5	5.2	9.9	6.7	6.5	13.4	10.7	13.1

Jadual **3.1.12**
Table

SMP mengikut Jenis Aset dan Jenis Aktiviti Ekonomi pada Harga Semasa - Kelengkapan Pengangkutan
PKS by Type of Assets and Kind of Economic Activity at Current Prices - Transport Equipment

Jenis Aktiviti Ekonomi Kind of Economic Activity	2005	2006	2007	2008	2009	2010	2011 ^e	2012 ^p
C. Pembahagian Peratus SMP C. Percentage Share of PKS								
1. Pertanian <i>Agriculture</i>	2.4	2.3	2.2	2.2	2.2	2.1	2.2	2.2
2. Perlombongan dan kuari <i>Mining and quarrying</i>	0.4	0.3	0.2	0.2	0.1	0.3	0.3	0.2
3. Pembuatan <i>Manufacturing</i>	11.4	9.7	7.8	6.7	5.6	4.6	4.3	4.0
3.1 Makanan, minuman dan tembakau <i>Food, beverages and tobacco</i>	1.6	1.4	1.1	1.1	0.9	0.8	0.8	0.7
3.2 Produk tekstil, kulit, kayu, kertas, cetakan dan terbitan <i>Textiles, leather, wood, paper products, printing and publishing</i>	2.9	2.4	1.8	1.4	1.1	0.8	0.9	0.8
3.3 Produk petroleum, kimia, getah dan plastik <i>Petroleum, chemicals, rubber and plastic products</i>	2.0	1.7	1.4	1.1	1.0	0.8	0.7	0.7
3.4 Produk mineral bukan logam, logam asas dan produk logam yang direka <i>Non-metallic mineral products, basic metal and fabricated metal products</i>	1.9	1.6	1.5	1.4	1.3	1.1	1.0	0.8
3.5 Elektrik dan elektronik <i>Electrical and electronic</i>	1.5	1.3	1.1	0.9	0.7	0.6	0.6	0.5
3.6 Kelengkapan pengangkutan dan pembuatan lain <i>Transport equipment and other manufactures</i>	1.6	1.3	1.0	0.8	0.7	0.5	0.4	0.4
4. Pembinaan <i>Construction</i>	3.0	3.1	3.5	3.2	3.2	3.2	3.3	3.3
5. Perkhidmatan <i>Services</i>	82.8	84.6	86.2	87.7	88.9	89.7	89.9	90.3
5.1 Perkhidmatan perantara <i>Intermediate services</i>	66.9	68.9	71.6	72.4	73.7	74.8	74.8	74.3
5.1.1 Pengangkutan, penyimpanan dan komunikasi <i>Transport, storage and communication</i>	64.1	66.2	69.2	69.7	71.3	72.3	72.1	71.1
5.1.2 Kewangan, insurans, hartanah dan perkhidmatan perniagaan <i>Finance, insurance, real estate and business services</i>	2.8	2.7	2.4	2.7	2.4	2.5	2.8	3.2
5.2 Perkhidmatan akhir <i>Final services</i>	8.6	9.3	9.1	9.8	10.2	10.5	10.8	10.9
5.2.1 Utiliti <i>Utilities</i>	1.6	1.9	1.2	1.0	0.8	0.6	0.4	0.4
5.2.2 Perdagangan borong dan runcit, penginapan dan restoran <i>Wholesale and retail trade, accommodation and restaurants</i>	5.2	6.0	6.8	7.9	8.7	9.2	9.5	9.7
5.2.3 Perkhidmatan-perkhidmatan lain <i>Other services</i>	1.7	1.4	1.1	0.9	0.7	0.8	0.8	0.9
5.3 Perkhidmatan kerajaan <i>Government services</i>	7.3	6.4	5.5	5.5	5.0	4.4	4.3	5.1
Jumlah SMP <i>Total PKS</i>	100.0	100.0	100.0	100.0	100.0	100.0	100.0	100.0
D. Pembahagian Peratus Pembuatan D. Percentage Share to Manufacturing								
3. Pembuatan <i>Manufacturing</i>								
3.1 Makanan, minuman dan tembakau <i>Food, beverages and tobacco</i>	14.4	14.6	14.6	15.9	16.7	17.3	18.0	18.1
3.2 Produk tekstil, kulit, kayu, kertas, cetakan dan terbitan <i>Textiles, leather, wood, paper products, printing and publishing</i>	25.2	24.3	22.5	20.4	18.8	18.3	20.1	20.2
3.3 Produk petroleum, kimia, getah dan plastik <i>Petroleum, chemicals, rubber and plastic products</i>	17.2	17.3	17.2	17.0	17.1	17.2	16.8	18.5
3.4 Produk mineral bukan logam, logam asas dan produk logam yang direka <i>Non-metallic mineral products, basic metal and fabricated metal products</i>	16.4	16.5	18.8	20.5	22.3	23.2	22.0	21.0
3.5 Elektrik dan elektronik <i>Electrical and electronic</i>	12.9	13.6	13.8	13.6	12.7	12.6	13.3	13.1
3.6 Kelengkapan pengangkutan dan pembuatan lain <i>Transport equipment and other manufactures</i>	13.9	13.7	13.0	12.5	12.4	11.4	9.9	9.1
Jumlah Pembuatan <i>Total Manufacturing</i>	100.0	100.0	100.0	100.0	100.0	100.0	100.0	100.0
E. Pembahagian Peratus Perkhidmatan E. Percentage Share to Services								
5. Perkhidmatan <i>Services</i>								
5.1 Perkhidmatan perantara <i>Intermediate services</i>	80.8	81.4	83.0	82.5	82.9	83.4	83.2	82.2
5.1.1 Pengangkutan, penyimpanan dan komunikasi <i>Transport, storage and communication</i>	77.4	78.3	80.2	79.4	80.2	80.5	80.1	78.7
5.1.2 Kewangan, insurans, hartanah dan perkhidmatan perniagaan <i>Finance, insurance, real estate and business services</i>	3.3	3.2	2.8	3.1	2.7	2.8	3.1	3.5
5.2 Perkhidmatan akhir <i>Final services</i>	10.4	11.0	10.6	11.2	11.5	11.7	12.0	12.1
5.2.1 Utiliti <i>Utilities</i>	2.0	2.2	1.4	1.1	0.9	0.6	0.5	0.4
5.2.2 Perdagangan borong dan runcit, penginapan dan restoran <i>Wholesale and retail trade, accommodation and restaurants</i>	6.3	7.1	7.9	9.1	9.8	10.2	10.6	10.7
5.2.3 Perkhidmatan-perkhidmatan lain <i>Other services</i>	2.1	1.7	1.3	1.0	0.8	0.8	0.9	1.0
5.3 Perkhidmatan kerajaan <i>Government services</i>	8.9	7.5	6.4	6.3	5.6	4.9	4.8	5.6
Jumlah Perkhidmatan <i>Total Services</i>	100.0	100.0	100.0	100.0	100.0	100.0	100.0	100.0

Jadual 3.1.13
Table

SMP mengikut Jenis Aset dan Jenis Aktiviti Ekonomi pada Harga Semasa - Jentera dan Kelengkapan
PKS by Type of Assets and Kind of Economic Activity at Current Prices - Machinery and Equipment

Jenis Aktiviti Ekonomi Kind of Economic Activity	2005	2006	2007	2008	2009	2010	2011 ^e	2012 ^p
A. Nilai Akhir Tahun (RM Juta) A. End Year Value (RM Million)								
1. Pertanian Agriculture	4,005	4,149	4,407	4,717	5,125	5,212	5,362	5,616
2. Perlombongan dan kuari Mining and quarrying	9,546	8,858	9,906	13,311	18,313	25,508	32,485	43,823
3. Pembuatan Manufacturing	136,294	142,353	140,550	142,134	136,390	135,921	137,610	142,454
3.1 Makanan, minuman dan tembakau Food, beverages and tobacco	8,115	8,678	9,187	10,051	11,149	11,901	13,033	14,827
3.2 Produk tekstil, kulit, kayu, kertas, cetakan dan terbitan Textiles, leather, wood, paper products, printing and publishing	14,616	14,231	13,694	13,699	12,809	12,186	11,940	12,649
3.3 Produk petroleum, kimia, getah dan plastik Petroleum, chemicals, rubber and plastic products	34,098	35,539	36,462	38,143	36,112	36,803	36,956	40,109
3.4 Produk mineral bukan logam, logam asas dan produk logam yang direka Non-metallic mineral products, basic metal and fabricated metal products	14,103	13,744	13,196	13,925	13,842	15,129	16,438	16,831
3.5 Elektrik dan elektronik Electrical and electronic	56,123	60,232	58,002	56,156	51,889	49,315	48,452	46,473
3.6 Kelengkapan pengangkutan dan pembuatan lain Transport equipment and other manufactures	9,240	9,930	10,009	10,160	10,590	10,586	10,790	11,566
4. Pembinaan Construction	2,864	3,261	3,838	4,569	4,984	5,585	6,322	7,298
5. Perkhidmatan Services	78,170	89,198	104,542	113,425	120,968	122,008	125,239	128,007
5.1 Perkhidmatan perantara Intermediate services	19,620	23,061	29,132	31,397	34,012	33,269	34,963	38,327
5.1.1 Pengangkutan, penyimpanan dan komunikasi Transport, storage and communication	14,202	16,632	21,800	22,906	25,184	25,104	27,069	29,966
5.1.2 Kewangan, insurans, hartanah dan perkhidmatan perniagaan Finance, insurance, real estate and business services	5,418	6,429	7,332	8,491	8,828	8,165	7,894	8,361
5.2 Perkhidmatan akhir Final services	16,494	20,938	27,250	32,119	36,716	39,307	41,916	44,317
5.2.1 Utiliti Utilities	9,693	12,611	17,123	19,934	22,082	23,669	25,334	26,602
5.2.2 Perdagangan borong dan runcit, penginapan dan restoran Wholesale and retail trade, accommodation and restaurants	4,417	5,482	6,632	7,949	9,183	9,504	9,837	10,297
5.2.3 Perkhidmatan-perkhidmatan lain Other services	2,384	2,844	3,495	4,236	5,452	6,134	6,745	7,418
5.3 Perkhidmatan kerajaan Government services	42,056	45,200	48,160	49,909	50,239	49,432	48,360	45,363
Jumlah SMP Total PKS	230,880	247,820	263,243	278,156	285,780	294,235	307,018	327,198
B. Perubahan Peratusan Tahunan B. Annual Percentage Change								
1. Pertanian Agriculture	6.1	3.6	6.2	7.0	8.7	1.7	2.9	4.7
2. Perlombongan dan kuari Mining and quarrying	4.9	-7.2	11.8	34.4	37.6	39.3	27.4	34.9
3. Pembuatan Manufacturing	4.9	4.4	-1.3	1.1	-4.0	-0.3	1.2	3.5
3.1 Makanan, minuman dan tembakau Food, beverages and tobacco	13.2	6.9	5.9	9.4	10.9	6.8	9.5	13.8
3.2 Produk tekstil, kulit, kayu, kertas, cetakan dan terbitan Textiles, leather, wood, paper products, printing and publishing	0.5	-2.6	-3.8	0.0	-6.5	-4.9	-2.0	5.9
3.3 Produk petroleum, kimia, getah dan plastik Petroleum, chemicals, rubber and plastic products	0.3	4.2	2.6	4.6	-5.3	1.9	0.4	8.5
3.4 Produk mineral bukan logam, logam asas dan produk logam yang direka Non-metallic mineral products, basic metal and fabricated metal products	7.2	-2.5	-4.0	5.5	-0.6	9.3	8.7	2.4
3.5 Elektrik dan elektronik Electrical and electronic	6.9	7.3	-3.7	-3.2	-7.6	-5.0	-1.8	-4.1
3.6 Kelengkapan pengangkutan dan pembuatan lain Transport equipment and other manufactures	8.5	7.5	0.8	1.5	4.2	0.0	1.9	7.2
4. Pembinaan Construction	-3.7	13.9	17.7	19.0	9.1	12.1	13.2	15.4
5. Perkhidmatan Services	22.1	14.1	17.2	8.5	6.6	0.9	2.6	2.2
5.1 Perkhidmatan perantara Intermediate services	38.6	17.5	26.3	7.8	8.3	-2.2	5.1	9.6
5.1.1 Pengangkutan, penyimpanan dan komunikasi Transport, storage and communication	50.3	17.1	31.1	5.1	9.9	-0.3	7.8	10.7
5.1.2 Kewangan, insurans, hartanah dan perkhidmatan perniagaan Finance, insurance, real estate and business services	15.3	18.7	14.1	15.8	4.0	-7.5	-3.3	5.9
5.2 Perkhidmatan akhir Final services	56.0	26.9	30.1	17.9	14.3	7.1	6.6	5.7
5.2.1 Utiliti Utilities	65.0	30.1	35.8	16.4	10.8	7.2	7.0	5.0
5.2.2 Perdagangan borong dan runcit, penginapan dan restoran Wholesale and retail trade, accommodation and restaurants	36.9	24.1	21.0	19.8	15.5	3.5	3.5	4.7
5.2.3 Perkhidmatan-perkhidmatan lain Other services	61.4	19.3	22.9	21.2	28.7	12.5	10.0	10.0
5.3 Perkhidmatan kerajaan Government services	7.0	7.5	6.5	3.6	0.7	-1.6	-2.2	-6.2
Jumlah SMP Total PKS	10.1	7.3	6.2	5.7	2.7	3.0	4.3	6.6

Jadual 3.1.13
Table

SMP mengikut Jenis Aset dan Jenis Aktiviti Ekonomi pada Harga Semasa - Jentera dan Kelengkapan
PKS by Type of Assets and Kind of Economic Activity at Current Prices - Machinery and Equipment

Jenis Aktiviti Ekonomi Kind of Economic Activity	2005	2006	2007	2008	2009	2010	2011 ^e	2012 ^p
C. Pembahagian Peratus SMP C. Percentage Share of PKS								
1. Pertanian Agriculture	1.7	1.7	1.7	1.7	1.8	1.8	1.7	1.7
2. Perlombongan dan kuari Mining and quarrying	4.1	3.6	3.8	4.8	6.4	8.7	10.6	13.4
3. Pembuatan Manufacturing	59.0	57.4	53.4	51.1	47.7	46.2	44.8	43.5
3.1 Makanan, minuman dan tembakau Food, beverages and tobacco	3.5	3.5	3.5	3.6	3.9	4.0	4.2	4.5
3.2 Produk tekstil, kulit, kayu, kertas, cetakan dan terbitan Textiles, leather, wood, paper products, printing and publishing	6.3	5.7	5.2	4.9	4.5	4.1	3.9	3.9
3.3 Produk petroleum, kimia, getah dan plastik Petroleum, chemicals, rubber and plastic products	14.8	14.3	13.9	13.7	12.6	12.5	12.0	12.3
3.4 Produk mineral bukan logam, logam asas dan produk logam yang direka Non-metallic mineral products, basic metal and fabricated metal products	6.1	5.5	5.0	5.0	4.8	5.1	5.4	5.1
3.5 Elektrik dan elektronik Electrical and electronic	24.3	24.3	22.0	20.2	18.2	16.8	15.8	14.2
3.6 Kelengkapan pengangkutan dan pembuatan lain Transport equipment and other manufactures	4.0	4.0	3.8	3.7	3.7	3.6	3.5	3.5
4. Pembinaan Construction	1.2	1.3	1.5	1.6	1.7	1.9	2.1	2.2
5. Perkhidmatan Services	33.9	36.0	39.7	40.8	42.3	41.5	40.8	39.1
5.1 Perkhidmatan perantara Intermediate services	8.5	9.3	11.1	11.3	11.9	11.3	11.4	11.7
5.1.1 Pengangkutan, penyimpanan dan komunikasi Transport, storage and communication	6.2	6.7	8.3	8.2	8.8	8.5	8.8	9.2
5.1.2 Kewangan, insurans, hartanah dan perkhidmatan perniagaan Finance, insurance, real estate and business services	2.3	2.6	2.8	3.1	3.1	2.8	2.6	2.6
5.2 Perkhidmatan akhir Final services	7.1	8.4	10.4	11.5	12.8	13.4	13.7	13.5
5.2.1 Utiliti Utilities	4.2	5.1	6.5	7.2	7.7	8.0	8.3	8.1
5.2.2 Perdagangan borong dan runcit, penginapan dan restoran Wholesale and retail trade, accommodation and restaurants	1.9	2.2	2.5	2.9	3.2	3.2	3.2	3.1
5.2.3 Perkhidmatan-perkhidmatan lain Other services	1.0	1.1	1.3	1.5	1.9	2.1	2.2	2.3
5.3 Perkhidmatan kerajaan Government services	18.2	18.2	18.3	17.9	17.6	16.8	15.8	13.9
Jumlah SMP Total PKS	100.0	100.0	100.0	100.0	100.0	100.0	100.0	100.0
D. Pembahagian Peratus Pembuatan D. Percentage Share to Manufacturing								
3. Pembuatan Manufacturing								
3.1 Makanan, minuman dan tembakau Food, beverages and tobacco	6.0	6.1	6.5	7.1	8.2	8.8	9.5	10.4
3.2 Produk tekstil, kulit, kayu, kertas, cetakan dan terbitan Textiles, leather, wood, paper products, printing and publishing	10.7	10.0	9.7	9.6	9.4	9.0	8.7	8.9
3.3 Produk petroleum, kimia, getah dan plastik Petroleum, chemicals, rubber and plastic products	25.0	25.0	25.9	26.8	26.5	27.1	26.9	28.2
3.4 Produk mineral bukan logam, logam asas dan produk logam yang direka Non-metallic mineral products, basic metal and fabricated metal products	10.3	9.7	9.4	9.8	10.1	11.1	11.9	11.8
3.5 Elektrik dan elektronik Electrical and electronic	41.2	42.3	41.3	39.5	38.0	36.3	35.2	32.6
3.6 Kelengkapan pengangkutan dan pembuatan lain Transport equipment and other manufactures	6.8	7.0	7.1	7.1	7.8	7.8	7.8	8.1
Jumlah Pembuatan Total Manufacturing	100.0	100.0	100.0	100.0	100.0	100.0	100.0	100.0
E. Pembahagian Peratus Perkhidmatan E. Percentage Share to Services								
5. Perkhidmatan Services								
5.1 Perkhidmatan perantara Intermediate services	25.1	25.9	27.9	27.7	28.1	27.3	27.9	29.9
5.1.1 Pengangkutan, penyimpanan dan komunikasi Transport, storage and communication	18.2	18.6	20.9	20.2	20.8	20.6	21.6	23.4
5.1.2 Kewangan, insurans, hartanah dan perkhidmatan perniagaan Finance, insurance, real estate and business services	6.9	7.2	7.0	7.5	7.3	6.7	6.3	6.5
5.2 Perkhidmatan akhir Final services	21.1	23.5	26.1	28.3	30.4	32.2	33.5	34.6
5.2.1 Utiliti Utilities	12.4	14.1	16.4	17.6	18.3	19.4	20.2	20.8
5.2.2 Perdagangan borong dan runcit, penginapan dan restoran Wholesale and retail trade, accommodation and restaurants	5.7	6.1	6.3	7.0	7.6	7.8	7.9	8.0
5.2.3 Perkhidmatan-perkhidmatan lain Other services	3.0	3.2	3.3	3.7	4.5	5.0	5.4	5.8
5.3 Perkhidmatan kerajaan Government services	53.8	50.7	46.1	44.0	41.5	40.5	38.6	35.4
Jumlah Perkhidmatan Total Services	100.0	100.0	100.0	100.0	100.0	100.0	100.0	100.0

Jenis Aktiviti Ekonomi Kind of Economic Activity	2005	2006	2007	2008	2009	2010	2011 ^e	2012 ^p
A. Nilai Akhir Tahun (RM Juta) A. End Year Value (RM Million)								
1. Pertanian <i>Agriculture</i>	14,060	15,248	16,403	20,934	19,835	22,099	25,957	28,304
2. Perlombongan dan kuari <i>Mining and quarrying</i>	98,761	123,084	162,625	188,894	217,078	227,168	280,446	315,522
3. Pembuatan <i>Manufacturing</i>	9,388	11,563	13,750	16,222	18,283	21,686	25,727	29,088
3.1 Makanan, minuman dan tembakau <i>Food, beverages and tobacco</i>	269	321	387	483	565	653	759	845
3.2 Produk tekstil, kulit, kayu, kertas, cetakan dan terbitan <i>Textiles, leather, wood, paper products, printing and publishing</i>	130	170	193	226	252	306	369	422
3.3 Produk petroleum, kimia, getah dan plastik <i>Petroleum, chemicals, rubber and plastic products</i>	1,473	1,647	1,753	1,887	1,984	2,491	3,069	3,562
3.4 Produk mineral bukan logam, logam asas dan produk logam yang direka <i>Non-metallic mineral products, basic metal and fabricated metal products</i>	205	267	299	365	421	609	815	1,005
3.5 Elektrik dan elektronik <i>Electrical and electronic</i>	6,434	8,001	9,939	11,872	13,497	15,659	18,284	20,422
3.6 Kelengkapan pengangkutan dan pembuatan lain <i>Transport equipment and other manufactures</i>	877	1,157	1,179	1,389	1,563	1,969	2,432	2,833
4. Pembinaan <i>Construction</i>	92	118	143	171	195	226	265	296
5. Perkhidmatan <i>Services</i>	6,899	8,491	10,306	13,102	15,149	16,820	19,048	21,257
5.1 Perkhidmatan perantara <i>Intermediate services</i>	1,314	1,788	2,154	2,566	2,911	3,347	3,882	4,312
5.1.1 Pengangkutan, penyimpanan dan komunikasi <i>Transport, storage and communication</i>	992	1,375	1,653	1,966	2,228	2,163	2,159	2,079
5.1.2 Kewangan, insurans, hartanah dan perkhidmatan perniagaan <i>Finance, insurance, real estate and business services</i>	323	413	501	600	683	1,184	1,723	2,234
5.2 Perkhidmatan akhir <i>Final services</i>	2,957	3,292	3,705	4,871	5,877	6,994	8,339	9,697
5.2.1 Utiliti <i>Utilities</i>	406	546	686	841	973	1,002	1,060	1,084
5.2.2 Perdagangan borong dan runcit, penginapan dan restoran <i>Wholesale and retail trade, accommodation and restaurants</i>	59	75	91	109	124	144	168	187
5.2.3 Perkhidmatan-perkhidmatan lain <i>Other services</i>	2,492	2,671	2,928	3,921	4,780	5,848	7,112	8,426
5.3 Perkhidmatan kerajaan <i>Government services</i>	2,628	3,412	4,447	5,666	6,361	6,479	6,827	7,248
Jumlah SMP <i>Total PKS</i>	129,200	158,504	203,226	239,323	270,541	287,999	351,442	394,467
B. Perubahan Peratusan Tahunan B. Annual Percentage Change								
1. Pertanian <i>Agriculture</i>	-7.2	8.5	7.6	27.6	-5.2	11.4	17.5	9.0
2. Perlombongan dan kuari <i>Mining and quarrying</i>	34.8	24.6	32.1	16.2	14.9	4.6	23.5	12.5
3. Pembuatan <i>Manufacturing</i>	29.4	23.2	18.9	18.0	12.7	18.6	18.6	13.1
3.1 Makanan, minuman dan tembakau <i>Food, beverages and tobacco</i>	11.3	19.5	20.4	24.8	17.1	15.4	16.3	11.3
3.2 Produk tekstil, kulit, kayu, kertas, cetakan dan terbitan <i>Textiles, leather, wood, paper products, printing and publishing</i>	32.2	30.4	13.8	16.7	11.9	21.3	20.5	14.4
3.3 Produk petroleum, kimia, getah dan plastik <i>Petroleum, chemicals, rubber and plastic products</i>	119.9	11.8	6.4	7.7	5.1	25.5	23.2	16.1
3.4 Produk mineral bukan logam, logam asas dan produk logam yang direka <i>Non-metallic mineral products, basic metal and fabricated metal products</i>	17.1	30.4	11.8	22.1	15.4	44.5	33.9	23.3
3.5 Elektrik dan elektronik <i>Electrical and electronic</i>	18.0	24.4	24.2	19.5	13.7	16.0	16.8	11.7
3.6 Kelengkapan pengangkutan dan pembuatan lain <i>Transport equipment and other manufactures</i>	42.1	31.8	1.9	17.7	12.6	25.9	23.5	16.5
4. Pembinaan <i>Construction</i>	16.7	27.9	21.3	19.7	13.9	16.2	16.9	11.8
5. Perkhidmatan <i>Services</i>	17.5	23.1	21.4	27.1	15.6	11.0	13.2	11.6
5.1 Perkhidmatan perantara <i>Intermediate services</i>	12.4	36.0	20.5	19.1	13.5	15.0	16.0	11.1
5.1.1 Pengangkutan, penyimpanan dan komunikasi <i>Transport, storage and communication</i>	11.1	38.6	20.2	18.9	13.3	-2.9	-0.2	-3.7
5.1.2 Kewangan, insurans, hartanah dan perkhidmatan perniagaan <i>Finance, insurance, real estate and business services</i>	16.7	27.9	21.3	19.7	13.9	73.3	45.5	29.7
5.2 Perkhidmatan akhir <i>Final services</i>	9.9	11.3	12.5	31.5	20.7	19.0	19.2	16.3
5.2.1 Utiliti <i>Utilities</i>	-0.2	34.5	25.6	22.6	15.7	3.0	5.8	2.3
5.2.2 Perdagangan borong dan runcit, penginapan dan restoran <i>Wholesale and retail trade, accommodation and restaurants</i>	16.7	27.9	21.3	19.7	13.9	15.9	16.6	11.6
5.2.3 Perkhidmatan-perkhidmatan lain <i>Other services</i>	11.6	7.2	9.6	33.9	21.9	22.3	21.6	18.5
5.3 Perkhidmatan kerajaan <i>Government services</i>	30.6	29.8	30.4	27.4	12.3	1.9	5.4	6.2
Jumlah SMP <i>Total PKS</i>	27.2	22.7	28.2	17.8	13.0	6.5	22.0	12.2

Jadual **3.1.14**
Table

SMP mengikut Jenis Aset dan Jenis Aktiviti Ekonomi pada Harga Semasa - Aset Lain
PKS by Type of Assets and Kind of Economic Activity at Current Prices - Other Assets

Jenis Aktiviti Ekonomi Kind of Economic Activity	2005	2006	2007	2008	2009	2010	2011 ^e	2012 ^p
C. Pembahagian Peratus SMP C. Percentage Share of PKS								
1. Pertanian Agriculture	10.9	9.6	8.1	8.7	7.3	7.7	7.4	7.2
2. Perlombongan dan kuari Mining and quarrying	76.4	77.7	80.0	78.9	80.2	78.9	79.8	80.0
3. Pembuatan Manufacturing	7.3	7.3	6.8	6.8	6.8	7.5	7.3	7.4
3.1 Makanan, minuman dan tembakau Food, beverages and tobacco	0.2	0.2	0.2	0.2	0.2	0.2	0.2	0.2
3.2 Produk tekstil, kulit, kayu, kertas, cetakan dan terbitan Textiles, leather, wood, paper products, printing and publishing	0.1	0.1	0.1	0.1	0.1	0.1	0.1	0.1
3.3 Produk petroleum, kimia, getah dan plastik Petroleum, chemicals, rubber and plastic products	1.1	1.0	0.9	0.8	0.7	0.9	0.9	0.9
3.4 Produk mineral bukan logam, logam asas dan produk logam yang direka Non-metallic mineral products, basic metal and fabricated metal products	0.2	0.2	0.1	0.2	0.2	0.2	0.2	0.3
3.5 Elektrik dan elektronik Electrical and electronic	5.0	5.0	4.9	5.0	5.0	5.4	5.2	5.2
3.6 Kelengkapan pengangkutan dan pembuatan lain Transport equipment and other manufactures	0.7	0.7	0.6	0.6	0.6	0.7	0.7	0.7
4. Pembinaan Construction	0.1	0.1	0.1	0.1	0.1	0.1	0.1	0.1
5. Perkhidmatan Services	5.3	5.4	5.1	5.5	5.6	5.8	5.4	5.4
5.1 Perkhidmatan perantara Intermediate services	1.0	1.1	1.1	1.1	1.1	1.2	1.1	1.1
5.1.1 Pengangkutan, penyimpanan dan komunikasi Transport, storage and communication	0.8	0.9	0.8	0.8	0.8	0.8	0.6	0.5
5.1.2 Kewangan, insurans, hartanah dan perkhidmatan perniagaan Finance, insurance, real estate and business services	0.2	0.3	0.2	0.3	0.3	0.4	0.5	0.6
5.2 Perkhidmatan akhir Final services	2.3	2.1	1.8	2.0	2.2	2.4	2.4	2.5
5.2.1 Utiliti Utilities	0.3	0.3	0.3	0.4	0.4	0.3	0.3	0.3
5.2.2 Perdagangan borong dan runcit, penginapan dan restoran Wholesale and retail trade, accommodation and restaurants	0.0	0.0	0.0	0.0	0.0	0.1	0.0	0.0
5.2.3 Perkhidmatan-perkhidmatan lain Other services	1.9	1.7	1.4	1.6	1.8	2.0	2.0	2.1
5.3 Perkhidmatan kerajaan Government services	2.0	2.2	2.2	2.4	2.4	2.2	1.9	1.8
Jumlah SMP Total PKS	100.0	100.0	100.0	100.0	100.0	100.0	100.0	100.0
D. Pembahagian Peratus Pembuatan D. Percentage Share to Manufacturing								
3. Pembuatan Manufacturing								
3.1 Makanan, minuman dan tembakau Food, beverages and tobacco	2.9	2.8	2.8	3.0	3.1	3.0	2.9	2.9
3.2 Produk tekstil, kulit, kayu, kertas, cetakan dan terbitan Textiles, leather, wood, paper products, printing and publishing	1.4	1.5	1.4	1.4	1.4	1.4	1.4	1.5
3.3 Produk petroleum, kimia, getah dan plastik Petroleum, chemicals, rubber and plastic products	15.7	14.2	12.7	11.6	10.9	11.5	11.9	12.2
3.4 Produk mineral bukan logam, logam asas dan produk logam yang direka Non-metallic mineral products, basic metal and fabricated metal products	2.2	2.3	2.2	2.3	2.3	2.8	3.2	3.5
3.5 Elektrik dan elektronik Electrical and electronic	68.5	69.2	72.3	73.2	73.8	72.2	71.1	70.2
3.6 Kelengkapan pengangkutan dan pembuatan lain Transport equipment and other manufactures	9.3	10.0	8.6	8.6	8.6	9.1	9.5	9.7
Jumlah Pembuatan Total Manufacturing	100.0	100.0	100.0	100.0	100.0	100.0	100.0	100.0
E. Pembahagian Peratus Perkhidmatan E. Percentage Share to Services								
5. Perkhidmatan Services								
5.1 Perkhidmatan perantara Intermediate services	19.1	21.1	20.9	19.6	19.2	19.9	20.4	20.3
5.1.1 Pengangkutan, penyimpanan dan komunikasi Transport, storage and communication	14.4	16.2	16.0	15.0	14.7	12.9	11.3	9.8
5.1.2 Kewangan, insurans, hartanah dan perkhidmatan perniagaan Finance, insurance, real estate and business services	4.7	4.9	4.9	4.6	4.5	7.0	9.0	10.5
5.2 Perkhidmatan akhir Final services	42.9	38.8	35.9	37.2	38.8	41.6	43.8	45.6
5.2.1 Utiliti Utilities	5.9	6.4	6.7	6.4	6.4	6.0	5.6	5.1
5.2.2 Perdagangan borong dan runcit, penginapan dan restoran Wholesale and retail trade, accommodation and restaurants	0.9	0.9	0.9	0.8	0.8	0.9	0.9	0.9
5.2.3 Perkhidmatan-perkhidmatan lain Other services	36.1	31.5	28.4	29.9	31.6	34.8	37.3	39.6
5.3 Perkhidmatan kerajaan Government services	38.1	40.2	43.2	43.2	42.0	38.5	35.8	34.1
Jumlah Perkhidmatan Total Services	100.0	100.0	100.0	100.0	100.0	100.0	100.0	100.0

Jadual
Table **4.1.11**

PMT mengikut Jenis Aset dan Jenis Aktiviti Ekonomi pada Harga Semasa - Struktur
COFC by Type of Assets and Kind of Economic Activity at Current Prices - Structures

Jenis Aktiviti Ekonomi Kind of Economic Activity	2005	2006	2007	2008	2009	2010	2011 ^e	2012 ^p
A. Nilai Akhir Tahun (RM Juta) A. End Year Value (RM Million)								
1. Pertanian <i>Agriculture</i>	605	634	670	693	753	822	916	843
2. Perlombongan dan kuari <i>Mining and quarrying</i>	254	267	283	293	319	349	387	351
3. Pembuatan <i>Manufacturing</i>	2,636	2,892	3,185	3,461	3,891	4,366	5,050	5,183
3.1 Makanan, minuman dan tembakau <i>Food, beverages and tobacco</i>	259	284	310	337	381	426	492	505
3.2 Produk tekstil, kulit, kayu, kertas, cetakan dan terbitan <i>Textiles, leather, wood, paper products, printing and publishing</i>	528	565	609	645	710	780	870	860
3.3 Produk petroleum, kimia, getah dan plastik <i>Petroleum, chemicals, rubber and plastic products</i>	487	543	615	692	798	909	1,071	1,136
3.4 Produk mineral bukan logam, logam asas dan produk logam yang direka <i>Non-metallic mineral products, basic metal and fabricated metal products</i>	319	350	381	416	476	538	624	643
3.5 Elektrik dan elektronik <i>Electrical and electronic</i>	820	907	1,000	1,078	1,195	1,340	1,566	1,608
3.6 Kelengkapan pengangkutan dan pembuatan lain <i>Transport equipment and other manufactures</i>	222	243	270	292	331	374	426	430
4. Pembinaan <i>Construction</i>	271	299	324	349	382	415	469	474
5. Perkhidmatan <i>Services</i>	22,827	24,793	27,225	29,355	33,077	37,305	42,678	41,787
5.1 Perkhidmatan perantara <i>Intermediate services</i>	11,758	12,665	13,773	14,713	16,410	18,336	20,837	20,656
5.1.1 Pengangkutan, penyimpanan dan komunikasi <i>Transport, storage and communication</i>	3,506	3,745	4,047	4,264	4,774	5,405	6,176	5,637
5.1.2 Kewangan, insurans, hartanah dan perkhidmatan perniagaan <i>Finance, insurance, real estate and business services</i>	8,251	8,920	9,726	10,449	11,636	12,931	14,661	15,020
5.2 Perkhidmatan akhir <i>Final services</i>	4,967	5,372	5,869	6,290	7,061	7,938	9,054	8,595
5.2.1 Utiliti <i>Utilities</i>	3,633	3,896	4,213	4,456	4,951	5,499	6,174	5,557
5.2.2 Perdagangan borong dan runcit, penginapan dan restoran <i>Wholesale and retail trade, accommodation and restaurants</i>	1,093	1,212	1,363	1,519	1,756	2,028	2,394	2,537
5.2.3 Perkhidmatan-perkhidmatan lain <i>Other services</i>	241	263	293	315	354	411	486	501
5.3 Perkhidmatan kerajaan <i>Government services</i>	6,102	6,756	7,582	8,352	9,606	11,031	12,787	12,536
Jumlah PMT <i>Total COFC</i>	26,594	28,884	31,687	34,151	38,423	43,257	49,500	48,638
B. Perubahan Peratusan Tahunan B. Annual Percentage Change								
1. Pertanian <i>Agriculture</i>	2.7	4.8	5.7	3.5	8.6	9.2	11.4	-8.0
2. Perlombongan dan kuari <i>Mining and quarrying</i>	5.8	4.9	6.1	3.7	8.8	9.2	11.1	-9.4
3. Pembuatan <i>Manufacturing</i>	9.7	9.7	10.1	8.7	12.4	12.2	15.7	2.6
3.1 Makanan, minuman dan tembakau <i>Food, beverages and tobacco</i>	12.6	9.5	9.3	8.8	13.0	11.7	15.5	2.8
3.2 Produk tekstil, kulit, kayu, kertas, cetakan dan terbitan <i>Textiles, leather, wood, paper products, printing and publishing</i>	8.7	7.0	7.7	6.0	10.1	9.8	11.5	-1.1
3.3 Produk petroleum, kimia, getah dan plastik <i>Petroleum, chemicals, rubber and plastic products</i>	3.4	11.6	13.3	12.5	15.3	13.9	17.8	6.0
3.4 Produk mineral bukan logam, logam asas dan produk logam yang direka <i>Non-metallic mineral products, basic metal and fabricated metal products</i>	10.5	9.5	8.9	9.2	14.4	13.1	16.2	3.0
3.5 Elektrik dan elektronik <i>Electrical and electronic</i>	12.8	10.6	10.2	7.8	10.9	12.1	16.9	2.7
3.6 Kelengkapan pengangkutan dan pembuatan lain <i>Transport equipment and other manufactures</i>	11.5	9.2	11.2	8.2	13.2	13.0	14.1	0.9
4. Pembinaan <i>Construction</i>	8.6	10.0	8.6	7.5	9.4	8.8	12.9	1.1
5. Perkhidmatan <i>Services</i>	7.7	8.6	9.8	7.8	12.7	12.8	14.4	-2.1
5.1 Perkhidmatan perantara <i>Intermediate services</i>	6.8	7.7	8.7	6.8	11.5	11.7	13.6	-0.9
5.1.1 Pengangkutan, penyimpanan dan komunikasi <i>Transport, storage and communication</i>	6.9	6.8	8.0	5.4	12.0	13.2	14.3	-8.7
5.1.2 Kewangan, insurans, hartanah dan perkhidmatan perniagaan <i>Finance, insurance, real estate and business services</i>	6.8	8.1	9.0	7.4	11.4	11.1	13.4	2.4
5.2 Perkhidmatan akhir <i>Final services</i>	7.3	8.1	9.3	7.2	12.3	12.4	14.1	-5.1
5.2.1 Utiliti <i>Utilities</i>	7.3	7.2	8.1	5.8	11.1	11.1	12.3	-10.0
5.2.2 Perdagangan borong dan runcit, penginapan dan restoran <i>Wholesale and retail trade, accommodation and restaurants</i>	7.4	10.9	12.5	11.4	15.6	15.5	18.1	6.0
5.2.3 Perkhidmatan-perkhidmatan lain <i>Other services</i>	6.8	9.3	11.3	7.7	12.2	16.0	18.3	3.3
5.3 Perkhidmatan kerajaan <i>Government services</i>	9.8	10.7	12.2	10.2	15.0	14.8	15.9	-2.0
Jumlah PMT <i>Total COFC</i>	7.8	8.6	9.7	7.8	12.5	12.6	14.4	-1.7

Jenis Aktiviti Ekonomi Kind of Economic Activity	2005	2006	2007	2008	2009	2010	2011 ^e	2012 ^p
C. Pembahagian Peratus PMT C. Percentage Share of COFC								
1. Pertanian Agriculture	2.3	2.2	2.1	2.0	2.0	1.9	1.9	1.7
2. Perlombongan dan kuari Mining and quarrying	1.0	0.9	0.9	0.9	0.8	0.8	0.8	0.7
3. Pembuatan Manufacturing	9.9	10.0	10.1	10.1	10.1	10.1	10.2	10.7
3.1 Makanan, minuman dan tembakau Food, beverages and tobacco	1.0	1.0	1.0	1.0	1.0	1.0	1.0	1.0
3.2 Produk tekstil, kulit, kayu, kertas, cetakan dan terbitan Textiles, leather, wood, paper products, printing and publishing	2.0	2.0	1.9	1.9	1.8	1.8	1.8	1.8
3.3 Produk petroleum, kimia, getah dan plastik Petroleum, chemicals, rubber and plastic products	1.8	1.9	1.9	2.0	2.1	2.1	2.2	2.3
3.4 Produk mineral bukan logam, logam asas dan produk logam yang direka Non-metallic mineral products, basic metal and fabricated metal products	1.2	1.2	1.2	1.2	1.2	1.2	1.3	1.3
3.5 Elektrik dan elektronik Electrical and electronic	3.1	3.1	3.2	3.2	3.1	3.1	3.2	3.3
3.6 Kelengkapan pengangkutan dan pembuatan lain Transport equipment and other manufactures	0.8	0.8	0.9	0.9	0.9	0.9	0.9	0.9
4. Pembinaan Construction	1.0	1.0	1.0	1.0	1.0	1.0	0.9	1.0
5. Perkhidmatan Services	85.8	85.8	85.9	86.0	86.1	86.2	86.2	85.9
5.1 Perkhidmatan perantara Intermediate services	44.2	43.8	43.5	43.1	42.7	42.4	42.1	42.5
5.1.1 Pengangkutan, penyimpanan dan komunikasi Transport, storage and communication	13.2	13.0	12.8	12.5	12.4	12.5	12.5	11.6
5.1.2 Kewangan, insurans, hartanah dan perkhidmatan perniagaan Finance, insurance, real estate and business services	31.0	30.9	30.7	30.6	30.3	29.9	29.6	30.9
5.2 Perkhidmatan akhir Final services	18.7	18.6	18.5	18.4	18.4	18.3	18.3	17.7
5.2.1 Utiliti Utilities	13.7	13.5	13.3	13.0	12.9	12.7	12.5	11.4
5.2.2 Perdagangan borong dan runcit, penginapan dan restoran Wholesale and retail trade, accommodation and restaurants	4.1	4.2	4.3	4.4	4.6	4.7	4.8	5.2
5.2.3 Perkhidmatan-perkhidmatan lain Other services	0.9	0.9	0.9	0.9	0.9	0.9	1.0	1.0
5.3 Perkhidmatan kerajaan Government services	22.9	23.4	23.9	24.5	25.0	25.5	25.8	25.8
Jumlah PMT Total COFC	100.0	100.0	100.0	100.0	100.0	100.0	100.0	100.0
D. Pembahagian Peratus Pembuatan D. Percentage Share to Manufacturing								
3. Pembuatan Manufacturing								
3.1 Makanan, minuman dan tembakau Food, beverages and tobacco	9.8	9.8	9.7	9.7	9.8	9.8	9.7	9.7
3.2 Produk tekstil, kulit, kayu, kertas, cetakan dan terbitan Textiles, leather, wood, paper products, printing and publishing	20.0	19.5	19.1	18.6	18.3	17.9	17.2	16.6
3.3 Produk petroleum, kimia, getah dan plastik Petroleum, chemicals, rubber and plastic products	18.5	18.8	19.3	20.0	20.5	20.8	21.2	21.9
3.4 Produk mineral bukan logam, logam asas dan produk logam yang direka Non-metallic mineral products, basic metal and fabricated metal products	12.1	12.1	12.0	12.0	12.2	12.3	12.4	12.4
3.5 Elektrik dan elektronik Electrical and electronic	31.1	31.4	31.4	31.2	30.7	30.7	31.0	31.0
3.6 Kelengkapan pengangkutan dan pembuatan lain Transport equipment and other manufactures	8.4	8.4	8.5	8.4	8.5	8.6	8.4	8.3
Jumlah Pembuatan Total Manufacturing	100.0	100.0	100.0	100.0	100.0	100.0	100.0	100.0
E. Pembahagian Peratus Perkhidmatan E. Percentage Share to Services								
5. Perkhidmatan Services								
5.1 Perkhidmatan perantara Intermediate services	51.5	51.1	50.6	50.1	49.6	49.2	48.8	49.4
5.1.1 Pengangkutan, penyimpanan dan komunikasi Transport, storage and communication	15.4	15.1	14.9	14.5	14.4	14.5	14.5	13.5
5.1.2 Kewangan, insurans, hartanah dan perkhidmatan perniagaan Finance, insurance, real estate and business services	36.1	36.0	35.7	35.6	35.2	34.7	34.4	35.9
5.2 Perkhidmatan akhir Final services	21.8	21.7	21.6	21.4	21.3	21.3	21.2	20.6
5.2.1 Utiliti Utilities	15.9	15.7	15.5	15.2	15.0	14.7	14.5	13.3
5.2.2 Perdagangan borong dan runcit, penginapan dan restoran Wholesale and retail trade, accommodation and restaurants	4.8	4.9	5.0	5.2	5.3	5.4	5.6	6.1
5.2.3 Perkhidmatan-perkhidmatan lain Other services	1.1	1.1	1.1	1.1	1.1	1.1	1.1	1.2
5.3 Perkhidmatan kerajaan Government services	26.7	27.3	27.9	28.5	29.0	29.6	30.0	30.0
Jumlah Perkhidmatan Total Services	100.0	100.0	100.0	100.0	100.0	100.0	100.0	100.0

Jadual
Table **4.1.12**

PMT mengikut Jenis Aset dan Jenis Aktiviti Ekonomi pada Harga Semasa - Kelengkapan Pengangkutan
COFC by Type of Assets and Kind of Economic Activity at Current Prices - Transport Equipment

Jenis Aktiviti Ekonomi Kind of Economic Activity	2005	2006	2007	2008	2009	2010	2011 ^e	2012 ^p
A. Nilai Akhir Tahun (RM Juta) A. End Year Value (RM Million)								
1. Pertanian <i>Agriculture</i>	347	331	324	338	366	403	453	506
2. Perlombongan dan kuari <i>Mining and quarrying</i>	61	52	42	30	20	40	63	62
3. Pembuatan <i>Manufacturing</i>	1,603	1,481	1,327	1,209	1,118	1,031	1,029	1,077
3.1 Makanan, minuman dan tembakau <i>Food, beverages and tobacco</i>	237	227	205	195	192	185	191	204
3.2 Produk tekstil, kulit, kayu, kertas, cetakan dan terbitan <i>Textiles, leather, wood, paper products, printing and publishing</i>	441	394	332	274	227	195	200	219
3.3 Produk petroleum, kimia, getah dan plastik <i>Petroleum, chemicals, rubber and plastic products</i>	266	251	226	206	191	178	176	192
3.4 Produk mineral bukan logam, logam asas dan produk logam yang direka <i>Non-metallic mineral products, basic metal and fabricated metal products</i>	265	245	236	243	245	238	232	228
3.5 Elektrik dan elektronik <i>Electrical and electronic</i>	193	181	170	156	139	124	128	137
3.6 Kelengkapan pengangkutan dan pembuatan lain <i>Transport equipment and other manufactures</i>	201	182	158	137	124	112	102	98
4. Pembinaan <i>Construction</i>	454	467	540	583	582	637	734	843
5. Perkhidmatan <i>Services</i>	8,823	8,899	9,626	10,511	11,370	12,631	14,209	15,905
5.1 Perkhidmatan perantara <i>Intermediate services</i>	6,764	6,869	7,502	8,184	8,803	9,857	11,168	12,438
5.1.1 Pengangkutan, penyimpanan dan komunikasi <i>Transport, storage and communication</i>	6,452	6,528	7,159	7,812	8,400	9,416	10,633	11,745
5.1.2 Kewangan, insurans, hartanah dan perkhidmatan perniagaan <i>Finance, insurance, real estate and business services</i>	312	341	343	371	403	441	535	693
5.2 Perkhidmatan akhir <i>Final services</i>	1,015	1,110	1,271	1,468	1,686	1,897	2,116	2,341
5.2.1 Utiliti <i>Utilities</i>	184	199	197	158	132	110	95	85
5.2.2 Perdagangan borong dan runcit, penginapan dan restoran <i>Wholesale and retail trade, accommodation and restaurants</i>	578	685	883	1,148	1,415	1,653	1,872	2,082
5.2.3 Perkhidmatan-perkhidmatan lain <i>Other services</i>	253	227	191	162	140	135	150	174
5.3 Perkhidmatan kerajaan <i>Government services</i>	1,044	919	853	859	880	877	925	1,126
Jumlah PMT <i>Total COFC</i>	11,288	11,230	11,858	12,672	13,457	14,742	16,488	18,394
B. Perubahan Peratusan Tahunan B. Annual Percentage Change								
1. Pertanian <i>Agriculture</i>	-10.2	-4.5	-2.2	4.2	8.5	10.0	12.3	11.9
2. Perlombongan dan kuari <i>Mining and quarrying</i>	7.6	-14.3	-20.8	-27.5	-32.9	96.3	60.1	-2.0
3. Pembuatan <i>Manufacturing</i>	1.5	-7.6	-10.4	-8.9	-7.6	-7.8	-0.3	4.7
3.1 Makanan, minuman dan tembakau <i>Food, beverages and tobacco</i>	5.7	-4.6	-9.5	-5.0	-1.4	-3.8	3.4	6.8
3.2 Produk tekstil, kulit, kayu, kertas, cetakan dan terbitan <i>Textiles, leather, wood, paper products, printing and publishing</i>	-3.4	-10.6	-15.7	-17.6	-17.1	-14.3	2.6	9.5
3.3 Produk petroleum, kimia, getah dan plastik <i>Petroleum, chemicals, rubber and plastic products</i>	3.3	-5.8	-9.9	-9.0	-7.3	-6.8	-1.0	8.9
3.4 Produk mineral bukan logam, logam asas dan produk logam yang direka <i>Non-metallic mineral products, basic metal and fabricated metal products</i>	3.9	-7.4	-3.9	3.0	1.0	-2.9	-2.4	-1.9
3.5 Elektrik dan elektronik <i>Electrical and electronic</i>	0.5	-5.8	-6.4	-8.3	-10.8	-10.4	3.0	6.8
3.6 Kelengkapan pengangkutan dan pembuatan lain <i>Transport equipment and other manufactures</i>	3.9	-9.1	-13.4	-13.5	-9.2	-9.9	-9.0	-3.3
4. Pembinaan <i>Construction</i>	16.5	2.8	15.6	8.1	-0.2	9.4	15.2	14.9
5. Perkhidmatan <i>Services</i>	-8.4	0.9	8.2	9.2	8.2	11.1	12.5	11.9
5.1 Perkhidmatan perantara <i>Intermediate services</i>	-8.2	1.6	9.2	9.1	7.6	12.0	13.3	11.4
5.1.1 Pengangkutan, penyimpanan dan komunikasi <i>Transport, storage and communication</i>	-8.5	1.2	9.7	9.1	7.5	12.1	12.9	10.5
5.1.2 Kewangan, insurans, hartanah dan perkhidmatan perniagaan <i>Finance, insurance, real estate and business services</i>	-2.5	9.2	0.6	8.3	8.6	9.3	21.3	29.6
5.2 Perkhidmatan akhir <i>Final services</i>	-7.3	9.3	14.5	15.5	14.9	12.5	11.6	10.6
5.2.1 Utiliti <i>Utilities</i>	1.8	7.7	-1.1	-19.7	-16.5	-16.7	-13.9	-10.2
5.2.2 Perdagangan borong dan runcit, penginapan dan restoran <i>Wholesale and retail trade, accommodation and restaurants</i>	-10.0	18.5	29.0	30.0	23.2	16.8	13.3	11.2
5.2.3 Perkhidmatan-perkhidmatan lain <i>Other services</i>	-6.9	-10.5	-15.8	-15.3	-13.7	-3.5	11.2	16.3
5.3 Perkhidmatan kerajaan <i>Government services</i>	-10.6	-11.9	-7.2	0.8	2.4	-0.4	5.6	21.7
Jumlah PMT <i>Total COFC</i>	-6.3	-0.5	5.6	6.9	6.2	9.5	11.8	11.6

Jenis Aktiviti Ekonomi Kind of Economic Activity	2005	2006	2007	2008	2009	2010	2011 ^e	2012 ^p
C. Pembahagian Peratus PMT C. Percentage Share of COFC								
1. Pertanian <i>Agriculture</i>	3.1	3.0	2.7	2.7	2.7	2.7	2.7	2.8
2. Perlombongan dan kuari <i>Mining and quarrying</i>	0.5	0.5	0.3	0.2	0.2	0.3	0.4	0.3
3. Pembuatan <i>Manufacturing</i>	14.2	13.2	11.2	9.5	8.3	7.0	6.2	5.9
3.1 Makanan, minuman dan tembakau <i>Food, beverages and tobacco</i>	2.1	2.0	1.7	1.5	1.4	1.3	1.2	1.1
3.2 Produk tekstil, kulit, kayu, kertas, cetakan dan terbitan <i>Textiles, leather, wood, paper products, printing and publishing</i>	3.9	3.5	2.8	2.2	1.7	1.3	1.2	1.2
3.3 Produk petroleum, kimia, getah dan plastik <i>Petroleum, chemicals, rubber and plastic products</i>	2.4	2.2	1.9	1.6	1.4	1.2	1.1	1.0
3.4 Produk mineral bukan logam, logam asas dan produk logam yang direka <i>Non-metallic mineral products, basic metal and fabricated metal products</i>	2.3	2.2	2.0	1.9	1.8	1.6	1.4	1.2
3.5 Elektrik dan elektronik <i>Electrical and electronic</i>	1.7	1.6	1.4	1.2	1.0	0.8	0.8	0.7
3.6 Kelengkapan pengangkutan dan pembuatan lain <i>Transport equipment and other manufactures</i>	1.8	1.6	1.3	1.1	0.9	0.8	0.6	0.5
4. Pembinaan <i>Construction</i>	4.0	4.2	4.6	4.6	4.3	4.3	4.5	4.6
5. Perkhidmatan <i>Services</i>	78.2	79.2	81.2	83.0	84.5	85.7	86.2	86.5
5.1 Perkhidmatan perantara <i>Intermediate services</i>	59.9	61.2	63.3	64.6	65.4	66.9	67.7	67.6
5.1.1 Pengangkutan, penyimpanan dan komunikasi <i>Transport, storage and communication</i>	57.2	58.1	60.4	61.7	62.4	63.9	64.5	63.9
5.1.2 Kewangan, insurans, hartanah dan perkhidmatan perniagaan <i>Finance, insurance, real estate and business services</i>	2.8	3.0	2.9	2.9	3.0	3.0	3.2	3.8
5.2 Perkhidmatan akhir <i>Final services</i>	9.0	9.9	10.7	11.6	12.5	12.9	12.8	12.7
5.2.1 Utiliti <i>Utilities</i>	1.6	1.8	1.7	1.2	1.0	0.7	0.6	0.5
5.2.2 Perdagangan borong dan runcit, penginapan dan restoran <i>Wholesale and retail trade, accommodation and restaurants</i>	5.1	6.1	7.5	9.1	10.5	11.2	11.4	11.3
5.2.3 Perkhidmatan-perkhidmatan lain <i>Other services</i>	2.2	2.0	1.6	1.3	1.0	0.9	0.9	0.9
5.3 Perkhidmatan kerajaan <i>Government services</i>	9.2	8.2	7.2	6.8	6.5	5.9	5.6	6.1
Jumlah PMT <i>Total COFC</i>	100.0	100.0	100.0	100.0	100.0	100.0	100.0	100.0
D. Pembahagian Peratus Pembuatan D. Percentage Share to Manufacturing								
3. Pembuatan <i>Manufacturing</i>								
3.1 Makanan, minuman dan tembakau <i>Food, beverages and tobacco</i>	14.8	15.3	15.5	16.1	17.2	17.9	18.6	18.9
3.2 Produk tekstil, kulit, kayu, kertas, cetakan dan terbitan <i>Textiles, leather, wood, paper products, printing and publishing</i>	27.5	26.6	25.1	22.6	20.3	18.9	19.4	20.3
3.3 Produk petroleum, kimia, getah dan plastik <i>Petroleum, chemicals, rubber and plastic products</i>	16.6	16.9	17.0	17.0	17.1	17.2	17.1	17.8
3.4 Produk mineral bukan logam, logam asas dan produk logam yang direka <i>Non-metallic mineral products, basic metal and fabricated metal products</i>	16.5	16.6	17.8	20.1	21.9	23.1	22.6	21.1
3.5 Elektrik dan elektronik <i>Electrical and electronic</i>	12.0	12.3	12.8	12.9	12.4	12.1	12.5	12.7
3.6 Kelengkapan pengangkutan dan pembuatan lain <i>Transport equipment and other manufactures</i>	12.5	12.3	11.9	11.3	11.1	10.8	9.9	9.1
Jumlah Pembuatan <i>Total Manufacturing</i>	100.0	100.0	100.0	100.0	100.0	100.0	100.0	100.0
E. Pembahagian Peratus Perkhidmatan E. Percentage Share to Services								
5. Perkhidmatan <i>Services</i>								
5.1 Perkhidmatan perantara <i>Intermediate services</i>	76.7	77.2	77.9	77.9	77.4	78.0	78.6	78.2
5.1.1 Pengangkutan, penyimpanan dan komunikasi <i>Transport, storage and communication</i>	73.1	73.4	74.4	74.3	73.9	74.5	74.8	73.8
5.1.2 Kewangan, insurans, hartanah dan perkhidmatan perniagaan <i>Finance, insurance, real estate and business services</i>	3.5	3.8	3.6	3.5	3.5	3.5	3.8	4.4
5.2 Perkhidmatan akhir <i>Final services</i>	11.5	12.5	13.2	14.0	14.8	15.0	14.9	14.7
5.2.1 Utiliti <i>Utilities</i>	2.1	2.2	2.0	1.5	1.2	0.9	0.7	0.5
5.2.2 Perdagangan borong dan runcit, penginapan dan restoran <i>Wholesale and retail trade, accommodation and restaurants</i>	6.5	7.7	9.2	10.9	12.4	13.1	13.2	13.1
5.2.3 Perkhidmatan-perkhidmatan lain <i>Other services</i>	2.9	2.5	2.0	1.5	1.2	1.1	1.1	1.1
5.3 Perkhidmatan kerajaan <i>Government services</i>	11.8	10.3	8.9	8.2	7.7	6.9	6.5	7.1
Jumlah Perkhidmatan <i>Total Services</i>	100.0	100.0	100.0	100.0	100.0	100.0	100.0	100.0

Jadual
Table **4.1.13**

PMT mengikut Jenis Aset dan Jenis Aktiviti Ekonomi pada Harga Semasa - Jentera dan Kelengkapan
COFC by Type of Assets and Kind of Economic Activity at Current Prices - Machinery and Equipment

Jenis Aktiviti Ekonomi Kind of Economic Activity	2005	2006	2007	2008	2009	2010	2011 ^e	2012 ^p
A. Nilai Akhir Tahun (RM Juta) A. End Year Value (RM Million)								
1. Pertanian <i>Agriculture</i>	708	731	745	787	854	881	878	895
2. Perlombongan dan kuari <i>Mining and quarrying</i>	1,461	1,431	1,444	1,758	2,349	3,200	4,213	5,546
3. Pembuatan <i>Manufacturing</i>	20,806	21,744	22,072	22,288	22,072	21,482	21,525	22,041
3.1 Makanan, minuman dan tembakau <i>Food, beverages and tobacco</i>	1,201	1,317	1,391	1,497	1,646	1,773	1,910	2,124
3.2 Produk tekstil, kulit, kayu, kertas, cetakan dan terbitan <i>Textiles, leather, wood, paper products, printing and publishing</i>	2,328	2,293	2,202	2,168	2,106	1,967	1,883	1,905
3.3 Produk petroleum, kimia, getah dan plastik <i>Petroleum, chemicals, rubber and plastic products</i>	5,222	5,364	5,522	5,768	5,804	5,719	5,803	6,081
3.4 Produk mineral bukan logam, logam asas dan produk logam yang direka <i>Non-metallic mineral products, basic metal and fabricated metal products</i>	2,144	2,184	2,121	2,153	2,215	2,306	2,511	2,654
3.5 Elektrik dan elektronik <i>Electrical and electronic</i>	8,524	9,088	9,282	9,108	8,646	8,042	7,735	7,523
3.6 Kelengkapan pengangkutan dan pembuatan lain <i>Transport equipment and other manufactures</i>	1,386	1,497	1,555	1,594	1,655	1,675	1,683	1,754
4. Pembinaan <i>Construction</i>	491	519	598	749	872	913	979	1,092
5. Perkhidmatan <i>Services</i>	12,722	15,536	18,377	20,907	22,400	22,419	22,035	22,163
5.1 Perkhidmatan perantara <i>Intermediate services</i>	4,066	5,376	6,841	8,182	8,583	8,021	7,278	7,298
5.1.1 Pengangkutan, penyimpanan dan komunikasi <i>Transport, storage and communication</i>	2,582	3,499	4,572	5,555	5,799	5,458	5,027	5,094
5.1.2 Kewangan, insurans, hartanah dan perkhidmatan perniagaan <i>Finance, insurance, real estate and business services</i>	1,484	1,876	2,269	2,626	2,784	2,562	2,251	2,204
5.2 Perkhidmatan akhir <i>Final services</i>	2,491	3,542	4,433	5,229	6,056	6,663	7,170	7,681
5.2.1 Utiliti <i>Utilities</i>	1,291	1,818	2,324	2,812	3,169	3,431	3,676	3,909
5.2.2 Perdagangan borong dan runcit, penginapan dan restoran <i>Wholesale and retail trade, accommodation and restaurants</i>	739	1,091	1,382	1,596	1,824	1,940	2,020	2,126
5.2.3 Perkhidmatan-perkhidmatan lain <i>Other services</i>	460	633	727	821	1,063	1,292	1,474	1,646
5.3 Perkhidmatan kerajaan <i>Government services</i>	6,165	6,618	7,103	7,496	7,761	7,736	7,587	7,185
Jumlah PMT <i>Total COFC</i>	36,188	39,960	43,237	46,488	48,546	48,895	49,630	51,738
B. Perubahan Peratusan Tahunan B. Annual Percentage Change								
1. Pertanian <i>Agriculture</i>	15.6	3.1	2.0	5.7	8.5	3.2	-0.3	2.0
2. Perlombongan dan kuari <i>Mining and quarrying</i>	0.7	-2.0	0.9	21.7	33.6	36.2	31.6	31.7
3. Pembuatan <i>Manufacturing</i>	7.4	4.5	1.5	1.0	-1.0	-2.7	0.2	2.4
3.1 Makanan, minuman dan tembakau <i>Food, beverages and tobacco</i>	12.0	9.6	5.6	7.7	9.9	7.7	7.7	11.2
3.2 Produk tekstil, kulit, kayu, kertas, cetakan dan terbitan <i>Textiles, leather, wood, paper products, printing and publishing</i>	-1.3	-1.5	-4.0	-1.5	-2.8	-6.6	-4.3	1.1
3.3 Produk petroleum, kimia, getah dan plastik <i>Petroleum, chemicals, rubber and plastic products</i>	14.7	2.7	2.9	4.5	0.6	-1.5	1.5	4.8
3.4 Produk mineral bukan logam, logam asas dan produk logam yang direka <i>Non-metallic mineral products, basic metal and fabricated metal products</i>	1.6	1.9	-2.9	1.5	2.8	4.1	8.9	5.7
3.5 Elektrik dan elektronik <i>Electrical and electronic</i>	6.3	6.6	2.1	-1.9	-5.1	-7.0	-3.8	-2.7
3.6 Kelengkapan pengangkutan dan pembuatan lain <i>Transport equipment and other manufactures</i>	9.7	8.0	3.9	2.5	3.8	1.2	0.4	4.3
4. Pembinaan <i>Construction</i>	-4.6	5.7	15.2	25.1	16.5	4.7	7.2	11.6
5. Perkhidmatan <i>Services</i>	13.6	22.1	18.3	13.8	7.1	0.1	-1.7	0.6
5.1 Perkhidmatan perantara <i>Intermediate services</i>	19.2	32.2	27.3	19.6	4.9	-6.5	-9.3	0.3
5.1.1 Pengangkutan, penyimpanan dan komunikasi <i>Transport, storage and communication</i>	28.2	35.5	30.7	21.5	4.4	-5.9	-7.9	1.3
5.1.2 Kewangan, insurans, hartanah dan perkhidmatan perniagaan <i>Finance, insurance, real estate and business services</i>	6.3	26.4	20.9	15.7	6.0	-7.9	-12.2	-2.1
5.2 Perkhidmatan akhir <i>Final services</i>	21.1	42.2	25.1	18.0	15.8	10.0	7.6	7.1
5.2.1 Utiliti <i>Utilities</i>	19.6	40.8	27.8	21.0	12.7	8.3	7.1	6.3
5.2.2 Perdagangan borong dan runcit, penginapan dan restoran <i>Wholesale and retail trade, accommodation and restaurants</i>	15.3	47.7	26.7	15.5	14.3	6.3	4.1	5.3
5.2.3 Perkhidmatan-perkhidmatan lain <i>Other services</i>	37.2	37.5	14.8	13.0	29.4	21.6	14.1	11.6
5.3 Perkhidmatan kerajaan <i>Government services</i>	7.6	7.4	7.3	5.5	3.5	-0.3	-1.9	-5.3
Jumlah PMT <i>Total COFC</i>	9.2	10.4	8.2	7.5	4.4	0.7	1.5	4.2

Jadual
Table 4.1.13

PMT mengikut Jenis Aset dan Jenis Aktiviti Ekonomi pada Harga Semasa - Jentera dan Kelengkapan
COFC by Type of Assets and Kind of Economic Activity at Current Prices - Machinery and Equipment

Jenis Aktiviti Ekonomi Kind of Economic Activity	2005	2006	2007	2008	2009	2010	2011 ^e	2012 ^p
C. Pembahagian Peratus PMT C. Percentage Share of COFC								
1. Pertanian Agriculture	2.0	1.8	1.7	1.7	1.8	1.8	1.8	1.7
2. Perlombongan dan kuari Mining and quarrying	4.0	3.6	3.3	3.8	4.8	6.5	8.5	10.7
3. Pembuatan Manufacturing	57.5	54.4	51.0	47.9	45.5	43.9	43.4	42.6
3.1 Makanan, minuman dan tembakau Food, beverages and tobacco	3.3	3.3	3.2	3.2	3.4	3.6	3.8	4.1
3.2 Produk tekstil, kulit, kayu, kertas, cetakan dan terbitan Textiles, leather, wood, paper products, printing and publishing	6.4	5.7	5.1	4.7	4.3	4.0	3.8	3.7
3.3 Produk petroleum, kimia, getah dan plastik Petroleum, chemicals, rubber and plastic products	14.4	13.4	12.8	12.4	12.0	11.7	11.7	11.8
3.4 Produk mineral bukan logam, logam asas dan produk logam yang direka Non-metallic mineral products, basic metal and fabricated metal products	5.9	5.5	4.9	4.6	4.6	4.7	5.1	5.1
3.5 Elektrik dan elektronik Electrical and electronic	23.6	22.7	21.5	19.6	17.8	16.4	15.6	14.5
3.6 Kelengkapan pengangkutan dan pembuatan lain Transport equipment and other manufactures	3.8	3.7	3.6	3.4	3.4	3.4	3.4	3.4
4. Pembinaan Construction	1.4	1.3	1.4	1.6	1.8	1.9	2.0	2.1
5. Perkhidmatan Services	35.2	38.9	42.5	45.0	46.1	45.9	44.4	42.8
5.1 Perkhidmatan perantara Intermediate services	11.2	13.5	15.8	17.6	17.7	16.4	14.7	14.1
5.1.1 Pengangkutan, penyimpanan dan komunikasi Transport, storage and communication	7.1	8.8	10.6	11.9	11.9	11.2	10.1	9.8
5.1.2 Kewangan, insurans, hartanah dan perkhidmatan perniagaan Finance, insurance, real estate and business services	4.1	4.7	5.2	5.6	5.7	5.2	4.5	4.3
5.2 Perkhidmatan akhir Final services	6.9	8.9	10.3	11.2	12.5	13.6	14.4	14.8
5.2.1 Utiliti Utilities	3.6	4.5	5.4	6.0	6.5	7.0	7.4	7.6
5.2.2 Perdagangan borong dan runcit, penginapan dan restoran Wholesale and retail trade, accommodation and restaurants	2.0	2.7	3.2	3.4	3.8	4.0	4.1	4.1
5.2.3 Perkhidmatan-perkhidmatan lain Other services	1.3	1.6	1.7	1.8	2.2	2.6	3.0	3.2
5.3 Perkhidmatan kerajaan Government services	17.0	16.6	16.4	16.1	16.0	15.8	15.3	13.9
Jumlah PMT Total COFC	100.0	100.0	100.0	100.0	100.0	100.0	100.0	100.0
D. Pembahagian Peratus Pembuatan D. Percentage Share to Manufacturing								
3. Pembuatan Manufacturing								
3.1 Makanan, minuman dan tembakau Food, beverages and tobacco	5.8	6.1	6.3	6.7	7.5	8.3	8.9	9.6
3.2 Produk tekstil, kulit, kayu, kertas, cetakan dan terbitan Textiles, leather, wood, paper products, printing and publishing	11.2	10.5	10.0	9.7	9.5	9.2	8.7	8.6
3.3 Produk petroleum, kimia, getah dan plastik Petroleum, chemicals, rubber and plastic products	25.1	24.7	25.0	25.9	26.3	26.6	27.0	27.6
3.4 Produk mineral bukan logam, logam asas dan produk logam yang direka Non-metallic mineral products, basic metal and fabricated metal products	10.3	10.0	9.6	9.7	10.0	10.7	11.7	12.0
3.5 Elektrik dan elektronik Electrical and electronic	41.0	41.8	42.1	40.9	39.2	37.4	35.9	34.1
3.6 Kelengkapan pengangkutan dan pembuatan lain Transport equipment and other manufactures	6.7	6.9	7.0	7.2	7.5	7.8	7.8	8.0
Jumlah Pembuatan Total Manufacturing	100.0	100.0	100.0	100.0	100.0	100.0	100.0	100.0
E. Pembahagian Peratus Perkhidmatan E. Percentage Share to Services								
5. Perkhidmatan Services								
5.1 Perkhidmatan perantara Intermediate services	32.0	34.6	37.2	39.1	38.3	35.8	33.0	32.9
5.1.1 Pengangkutan, penyimpanan dan komunikasi Transport, storage and communication	20.3	22.5	24.9	26.6	25.9	24.3	22.8	23.0
5.1.2 Kewangan, insurans, hartanah dan perkhidmatan perniagaan Finance, insurance, real estate and business services	11.7	12.1	12.3	12.6	12.4	11.4	10.2	9.9
5.2 Perkhidmatan akhir Final services	19.6	22.8	24.1	25.0	27.0	29.7	32.5	34.7
5.2.1 Utiliti Utilities	10.2	11.7	12.6	13.4	14.1	15.3	16.7	17.6
5.2.2 Perdagangan borong dan runcit, penginapan dan restoran Wholesale and retail trade, accommodation and restaurants	5.8	7.0	7.5	7.6	8.1	8.7	9.2	9.6
5.2.3 Perkhidmatan-perkhidmatan lain Other services	3.6	4.1	4.0	3.9	4.7	5.8	6.7	7.4
5.3 Perkhidmatan kerajaan Government services	48.5	42.6	38.7	35.9	34.6	34.5	34.4	32.4
Jumlah Perkhidmatan Total Services	100.0	100.0	100.0	100.0	100.0	100.0	100.0	100.0

Jenis Aktiviti Ekonomi Kind of Economic Activity	2005	2006	2007	2008	2009	2010	2011 ^e	2012 ^p
A. Nilai Akhir Tahun (RM Juta) A. End Year Value (RM Million)								
1. Pertanian <i>Agriculture</i>	1,732	1,846	1,967	2,483	2,359	2,638	3,156	3,393
2. Perlombongan dan kuari <i>Mining and quarrying</i>	1,920	2,377	3,110	3,617	4,182	4,448	5,525	6,105
3. Pembuatan <i>Manufacturing</i>	1,107	1,349	1,605	2,050	1,914	2,250	2,772	3,268
3.1 Makanan, minuman dan tembakau <i>Food, beverages and tobacco</i>	62	62	66	115	77	111	147	155
3.2 Produk tekstil, kulit, kayu, kertas, cetakan dan terbitan <i>Textiles, leather, wood, paper products, printing and publishing</i>	45	42	55	60	63	58	71	78
3.3 Produk petroleum, kimia, getah dan plastik <i>Petroleum, chemicals, rubber and plastic products</i>	185	256	338	407	301	285	391	587
3.4 Produk mineral bukan logam, logam asas dan produk logam yang direka <i>Non-metallic mineral products, basic metal and fabricated metal products</i>	56	65	53	127	77	112	135	155
3.5 Elektrik dan elektronik <i>Electrical and electronic</i>	676	797	951	1,192	1,218	1,492	1,776	1,993
3.6 Kelengkapan pengangkutan dan pembuatan lain <i>Transport equipment and other manufactures</i>	83	127	142	149	177	193	253	300
4. Pembinaan <i>Construction</i>	69	60	55	65	18	61	84	100
5. Perkhidmatan <i>Services</i>	1,425	1,662	2,193	2,618	2,908	3,734	4,579	5,179
5.1 Perkhidmatan perantara <i>Intermediate services</i>	312	381	499	690	788	1,449	1,904	2,093
5.1.1 Pengangkutan, penyimpanan dan komunikasi <i>Transport, storage and communication</i>	116	171	190	460	455	906	1,108	1,138
5.1.2 Kewangan, insurans, hartanah dan perkhidmatan perniagaan <i>Finance, insurance, real estate and business services</i>	196	210	309	230	333	543	796	956
5.2 Perkhidmatan akhir <i>Final services</i>	879	967	1,272	1,369	1,485	1,593	1,934	2,325
5.2.1 Utiliti <i>Utilities</i>	349	290	456	438	455	349	429	609
5.2.2 Perdagangan borong dan runcit, penginapan dan restoran <i>Wholesale and retail trade, accommodation and restaurants</i>	172	239	296	371	329	412	514	566
5.2.3 Perkhidmatan-perkhidmatan lain <i>Other services</i>	359	439	521	560	701	832	992	1,149
5.3 Perkhidmatan kerajaan <i>Government services</i>	234	314	421	559	635	692	741	760
Jumlah PMT <i>Total COFC</i>	6,253	7,294	8,930	10,833	11,382	13,132	16,116	18,045
B. Perubahan Peratusan Tahunan B. Annual Percentage Change								
1. Pertanian <i>Agriculture</i>	-4.4	6.6	6.5	26.2	-5.0	11.8	19.6	7.5
2. Perlombongan dan kuari <i>Mining and quarrying</i>	32.7	23.8	30.9	16.3	15.6	6.4	24.2	10.5
3. Pembuatan <i>Manufacturing</i>	9.4	21.8	19.0	27.7	-6.6	17.6	23.2	17.9
3.1 Makanan, minuman dan tembakau <i>Food, beverages and tobacco</i>	-0.2	0.1	6.5	73.2	-32.8	43.2	32.8	5.6
3.2 Produk tekstil, kulit, kayu, kertas, cetakan dan terbitan <i>Textiles, leather, wood, paper products, printing and publishing</i>	-30.6	-5.8	30.7	7.6	5.3	-7.7	21.8	11.1
3.3 Produk petroleum, kimia, getah dan plastik <i>Petroleum, chemicals, rubber and plastic products</i>	49.6	38.0	32.2	20.4	-26.0	-5.5	37.3	50.0
3.4 Produk mineral bukan logam, logam asas dan produk logam yang direka <i>Non-metallic mineral products, basic metal and fabricated metal products</i>	-0.8	14.6	-18.7	142.0	-39.2	45.3	19.8	15.1
3.5 Elektrik dan elektronik <i>Electrical and electronic</i>	13.3	18.0	19.3	25.3	2.2	22.5	19.0	12.3
3.6 Kelengkapan pengangkutan dan pembuatan lain <i>Transport equipment and other manufactures</i>	-23.5	53.6	12.0	5.1	18.7	8.7	31.4	18.3
4. Pembinaan <i>Construction</i>	42.0	-13.4	-7.5	17.7	-72.1	237.5	37.9	19.0
5. Perkhidmatan <i>Services</i>	-7.5	16.7	31.9	19.4	11.1	28.4	22.6	13.1
5.1 Perkhidmatan perantara <i>Intermediate services</i>	-15.1	22.0	31.2	38.1	14.2	83.9	31.4	9.9
5.1.1 Pengangkutan, penyimpanan dan komunikasi <i>Transport, storage and communication</i>	-63.5	47.1	11.1	142.2	-1.1	99.0	22.3	2.6
5.1.2 Kewangan, insurans, hartanah dan perkhidmatan perniagaan <i>Finance, insurance, real estate and business services</i>	298.9	7.0	47.6	-25.8	44.8	63.2	46.6	20.1
5.2 Perkhidmatan akhir <i>Final services</i>	-10.4	10.1	31.5	7.6	8.5	7.3	21.4	20.2
5.2.1 Utiliti <i>Utilities</i>	5.3	-16.8	57.2	-4.0	3.9	-23.2	22.8	42.1
5.2.2 Perdagangan borong dan runcit, penginapan dan restoran <i>Wholesale and retail trade, accommodation and restaurants</i>	-54.7	38.9	23.8	25.6	-11.3	25.1	24.7	10.3
5.2.3 Perkhidmatan-perkhidmatan lain <i>Other services</i>	32.5	22.3	18.8	7.5	25.2	18.7	19.1	15.9
5.3 Perkhidmatan kerajaan <i>Government services</i>	22.5	34.4	34.0	32.8	13.6	8.9	7.1	2.7
Jumlah PMT <i>Total COFC</i>	6.7	16.6	22.4	21.3	5.1	15.4	22.7	12.0

Jenis Aktiviti Ekonomi Kind of Economic Activity	2005	2006	2007	2008	2009	2010	2011 ^e	2012 ^p
C. Pembahagian Peratus PMT C. Percentage Share of COFC								
1. Pertanian <i>Agriculture</i>	27.7	25.3	22.0	22.9	20.7	20.1	19.6	18.8
2. Perlombongan dan kuari <i>Mining and quarrying</i>	30.7	32.6	34.8	33.4	36.7	33.9	34.3	33.8
3. Pembuatan <i>Manufacturing</i>	17.7	18.5	18.0	18.9	16.8	17.1	17.2	18.1
3.1 Makanan, minuman dan tembakau <i>Food, beverages and tobacco</i>	1.0	0.9	0.7	1.1	0.7	0.8	0.9	0.9
3.2 Produk tekstil, kulit, kayu, kertas, cetakan dan terbitan <i>Textiles, leather, wood, paper products, printing and publishing</i>	0.7	0.6	0.6	0.6	0.6	0.4	0.4	0.4
3.3 Produk petroleum, kimia, getah dan plastik <i>Petroleum, chemicals, rubber and plastic products</i>	3.0	3.5	3.8	3.8	2.6	2.2	2.4	3.3
3.4 Produk mineral bukan logam, logam asas dan produk logam yang direka <i>Non-metallic mineral products, basic metal and fabricated metal products</i>	0.9	0.9	0.6	1.2	0.7	0.9	0.8	0.9
3.5 Elektrik dan elektronik <i>Electrical and electronic</i>	10.8	10.9	10.6	11.0	10.7	11.4	11.0	11.0
3.6 Kelengkapan pengangkutan dan pembuatan lain <i>Transport equipment and other manufactures</i>	1.3	1.7	1.6	1.4	1.6	1.5	1.6	1.7
4. Pembinaan <i>Construction</i>	1.1	0.8	0.6	0.6	0.2	0.5	0.5	0.6
5. Perkhidmatan <i>Services</i>	22.8	22.8	24.6	24.2	25.6	28.4	28.4	28.7
5.1 Perkhidmatan perantara <i>Intermediate services</i>	5.0	5.2	5.6	6.4	6.9	11.0	11.8	11.6
5.1.1 Pengangkutan, penyimpanan dan komunikasi <i>Transport, storage and communication</i>	1.9	2.3	2.1	4.2	4.0	6.9	6.9	6.3
5.1.2 Kewangan, insurans, hartanah dan perkhidmatan perniagaan <i>Finance, insurance, real estate and business services</i>	3.1	2.9	3.5	2.1	2.9	4.1	4.9	5.3
5.2 Perkhidmatan akhir <i>Final services</i>	14.1	13.3	14.2	12.6	13.0	12.1	12.0	12.9
5.2.1 Utiliti <i>Utilities</i>	5.6	4.0	5.1	4.0	4.0	2.7	2.7	3.4
5.2.2 Perdagangan borong dan runcit, penginapan dan restoran <i>Wholesale and retail trade, accommodation and restaurants</i>	2.7	3.3	3.3	3.4	2.9	3.1	3.2	3.1
5.2.3 Perkhidmatan-perkhidmatan lain <i>Other services</i>	5.7	6.0	5.8	5.2	6.2	6.3	6.2	6.4
5.3 Perkhidmatan kerajaan <i>Government services</i>	3.7	4.3	4.7	5.2	5.6	5.3	4.6	4.2
Jumlah PMT <i>Total COFC</i>	100.0	100.0	100.0	100.0	100.0	100.0	100.0	100.0
D. Pembahagian Peratus Pembuatan D. Percentage Share to Manufacturing								
3. Pembuatan <i>Manufacturing</i>								
3.1 Makanan, minuman dan tembakau <i>Food, beverages and tobacco</i>	5.6	4.6	4.1	5.6	4.0	4.9	5.3	4.8
3.2 Produk tekstil, kulit, kayu, kertas, cetakan dan terbitan <i>Textiles, leather, wood, paper products, printing and publishing</i>	4.1	3.1	3.5	2.9	3.3	2.6	2.5	2.4
3.3 Produk petroleum, kimia, getah dan plastik <i>Petroleum, chemicals, rubber and plastic products</i>	16.7	19.0	21.1	19.9	15.7	12.7	14.1	17.9
3.4 Produk mineral bukan logam, logam asas dan produk logam yang direka <i>Non-metallic mineral products, basic metal and fabricated metal products</i>	5.1	4.8	3.3	6.2	4.0	5.0	4.9	4.7
3.5 Elektrik dan elektronik <i>Electrical and electronic</i>	61.0	59.1	59.2	58.1	63.6	66.3	64.1	61.0
3.6 Kelengkapan pengangkutan dan pembuatan lain <i>Transport equipment and other manufactures</i>	7.5	9.4	8.9	7.3	9.3	8.6	9.1	9.2
Jumlah Pembuatan <i>Total Manufacturing</i>	100.0	100.0	100.0	100.0	100.0	100.0	100.0	100.0
E. Pembahagian Peratus Perkhidmatan E. Percentage Share to Services								
5. Perkhidmatan <i>Services</i>								
5.1 Perkhidmatan perantara <i>Intermediate services</i>	21.9	22.9	22.8	26.4	27.1	38.8	41.6	40.4
5.1.1 Pengangkutan, penyimpanan dan komunikasi <i>Transport, storage and communication</i>	8.2	10.3	8.7	17.6	15.7	24.3	24.2	22.0
5.1.2 Kewangan, insurans, hartanah dan perkhidmatan perniagaan <i>Finance, insurance, real estate and business services</i>	13.7	12.6	14.1	8.8	11.4	14.5	17.4	18.5
5.2 Perkhidmatan akhir <i>Final services</i>	61.7	58.2	58.0	52.3	51.1	42.7	42.2	44.9
5.2.1 Utiliti <i>Utilities</i>	24.5	17.4	20.8	16.7	15.6	9.4	9.4	11.8
5.2.2 Perdagangan borong dan runcit, penginapan dan restoran <i>Wholesale and retail trade, accommodation and restaurants</i>	12.1	14.4	13.5	14.2	11.3	11.0	11.2	10.9
5.2.3 Perkhidmatan-perkhidmatan lain <i>Other services</i>	25.2	26.4	23.8	21.4	24.1	22.3	21.7	22.2
5.3 Perkhidmatan kerajaan <i>Government services</i>	16.4	18.9	19.2	21.4	21.8	18.5	16.2	14.7
Jumlah Perkhidmatan <i>Total Services</i>	100.0	100.0	100.0	100.0	100.0	100.0	100.0	100.0

HARGA MALAR 2005
CONSTANT 2005 PRICE

**Jadual Terperinci mengikut Jenis
Aset dan Jenis Aktiviti Ekonomi**
*Detailed Tables by Type of Assets and
Kind of Economic Activity*

Stok Modal Kasar
Gross Capital Stock

Stok Modal Bersih
Net Capital Stock

Stok Modal Produktif
Productive Capital Stock

Penggunaan Modal Tetap
Consumption of Fixed Capital



Jenis Aktiviti Ekonomi Kind of Economic Activity	2005	2006	2007	2008	2009	2010	2011 ^e	2012 ^p
A. Nilai Akhir Tahun (RM Juta) A. End Year Value (RM Million)								
1. Pertanian <i>Agriculture</i>	21,065	21,119	21,156	21,207	21,210	21,355	21,684	22,217
2. Perlombongan dan kuari <i>Mining and quarrying</i>	8,889	8,833	8,753	8,674	8,596	8,561	8,581	8,577
3. Pembuatan <i>Manufacturing</i>	92,139	95,982	99,505	104,127	106,335	110,639	116,531	123,105
3.1 Makanan, minuman dan tembakau <i>Food, beverages and tobacco</i>	9,243	9,571	9,853	10,454	10,677	11,012	11,641	12,262
3.2 Produk tekstil, kulit, kayu, kertas, cetakan dan terbitan <i>Textiles, leather, wood, paper products, printing and publishing</i>	18,076	18,297	18,582	18,758	18,996	19,077	19,214	19,313
3.3 Produk petroleum, kimia, getah dan plastik <i>Petroleum, chemicals, rubber and plastic products</i>	16,695	17,882	19,468	21,296	22,209	23,509	25,480	28,747
3.4 Produk mineral bukan logam, logam asas dan produk logam yang direka <i>Non-metallic mineral products, basic metal and fabricated metal products</i>	11,061	11,500	11,663	12,634	13,050	13,718	14,462	15,014
3.5 Elektrik dan elektronik <i>Electrical and electronic</i>	29,137	30,413	31,304	32,158	32,151	33,902	36,021	37,667
3.6 Kelengkapan pengangkutan dan pembuatan lain <i>Transport equipment and other manufactures</i>	7,927	8,318	8,635	8,828	9,253	9,420	9,713	10,101
4. Pembinaan <i>Construction</i>	9,775	9,984	10,341	10,654	10,456	10,629	10,886	11,269
5. Perkhidmatan <i>Services</i>	954,451	987,447	1,020,984	1,056,458	1,093,508	1,131,452	1,166,096	1,212,039
5.1 Perkhidmatan perantara <i>Intermediate services</i>	464,191	474,327	483,984	493,295	504,609	516,300	528,416	547,017
5.1.1 Pengangkutan, penyimpanan dan komunikasi <i>Transport, storage and communication</i>	182,346	182,774	182,411	182,628	185,465	188,848	191,789	197,482
5.1.2 Kewangan, insurans, hartanah dan perkhidmatan perniagaan <i>Finance, insurance, real estate and business services</i>	281,845	291,553	301,573	310,667	319,144	327,452	336,628	349,535
5.2 Perkhidmatan akhir <i>Final services</i>	170,243	174,375	180,138	185,651	191,373	197,183	204,143	212,782
5.2.1 Utiliti <i>Utilities</i>	124,274	125,600	127,740	129,983	131,958	133,513	135,757	138,680
5.2.2 Perdagangan borong dan runcit, penginapan dan restoran <i>Wholesale and retail trade, accommodation and restaurants</i>	37,650	40,147	43,157	46,450	49,580	53,054	56,993	61,688
5.2.3 Perkhidmatan-perkhidmatan lain <i>Other services</i>	8,320	8,628	9,241	9,218	9,835	10,616	11,392	12,413
5.3 Perkhidmatan kerajaan <i>Government services</i>	320,017	338,746	356,862	377,512	397,526	417,970	433,537	452,241
Jumlah SMK <i>Total GKS</i>	1,086,319	1,123,365	1,160,739	1,201,121	1,240,105	1,282,636	1,323,779	1,377,208
B. Perubahan Peratusan Tahunan B. Annual Percentage Change								
1. Pertanian <i>Agriculture</i>	1.3	0.3	0.2	0.2	0.0	0.7	1.5	2.5
2. Perlombongan dan kuari <i>Mining and quarrying</i>	-0.7	-0.6	-0.9	-0.9	-0.9	-0.4	0.2	0.0
3. Pembuatan <i>Manufacturing</i>	5.4	4.2	3.7	4.6	2.1	4.0	5.3	5.6
3.1 Makanan, minuman dan tembakau <i>Food, beverages and tobacco</i>	6.3	3.5	2.9	6.1	2.1	3.1	5.7	5.3
3.2 Produk tekstil, kulit, kayu, kertas, cetakan dan terbitan <i>Textiles, leather, wood, paper products, printing and publishing</i>	2.6	1.2	1.6	0.9	1.3	0.4	0.7	0.5
3.3 Produk petroleum, kimia, getah dan plastik <i>Petroleum, chemicals, rubber and plastic products</i>	8.4	7.1	8.9	9.4	4.3	5.9	8.4	12.8
3.4 Produk mineral bukan logam, logam asas dan produk logam yang direka <i>Non-metallic mineral products, basic metal and fabricated metal products</i>	5.5	4.0	1.4	8.3	3.3	5.1	5.4	3.8
3.5 Elektrik dan elektronik <i>Electrical and electronic</i>	6.3	4.4	2.9	2.7	0.0	5.4	6.2	4.6
3.6 Kelengkapan pengangkutan dan pembuatan lain <i>Transport equipment and other manufactures</i>	1.9	4.9	3.8	2.2	4.8	1.8	3.1	4.0
4. Pembinaan <i>Construction</i>	10.0	2.1	3.6	3.0	-1.9	1.7	2.4	3.5
5. Perkhidmatan <i>Services</i>	3.5	3.5	3.4	3.5	3.5	3.5	3.1	3.9
5.1 Perkhidmatan perantara <i>Intermediate services</i>	2.4	2.2	2.0	1.9	2.3	2.3	2.3	3.5
5.1.1 Pengangkutan, penyimpanan dan komunikasi <i>Transport, storage and communication</i>	0.1	0.2	-0.2	0.1	1.6	1.8	1.6	3.0
5.1.2 Kewangan, insurans, hartanah dan perkhidmatan perniagaan <i>Finance, insurance, real estate and business services</i>	3.9	3.4	3.4	3.0	2.7	2.6	2.8	3.8
5.2 Perkhidmatan akhir <i>Final services</i>	3.9	2.4	3.3	3.1	3.1	3.0	3.5	4.2
5.2.1 Utiliti <i>Utilities</i>	2.9	1.1	1.7	1.8	1.5	1.2	1.7	2.2
5.2.2 Perdagangan borong dan runcit, penginapan dan restoran <i>Wholesale and retail trade, accommodation and restaurants</i>	6.9	6.6	7.5	7.6	6.7	7.0	7.4	8.2
5.2.3 Perkhidmatan-perkhidmatan lain <i>Other services</i>	5.3	3.7	7.1	-0.3	6.7	7.9	7.3	9.0
5.3 Perkhidmatan kerajaan <i>Government services</i>	5.0	5.9	5.3	5.8	5.3	5.1	3.7	4.3
Jumlah SMK <i>Total GKS</i>	3.7	3.4	3.3	3.5	3.2	3.4	3.2	4.0

Jenis Aktiviti Ekonomi Kind of Economic Activity	2005	2006	2007	2008	2009	2010	2011 ^e	2012 ^p
C. Pembahagian Peratus SMK C. Percentage Share of GKS								
1. Pertanian Agriculture	1.9	1.9	1.8	1.8	1.7	1.7	1.6	1.6
2. Perlombongan dan kuari Mining and quarrying	0.8	0.8	0.8	0.7	0.7	0.7	0.6	0.6
3. Pembuatan Manufacturing	8.5	8.5	8.6	8.7	8.6	8.6	8.8	8.9
3.1 Makanan, minuman dan tembakau Food, beverages and tobacco	0.9	0.9	0.8	0.9	0.9	0.9	0.9	0.9
3.2 Produk tekstil, kulit, kayu, kertas, cetakan dan terbitan Textiles, leather, wood, paper products, printing and publishing	1.7	1.6	1.6	1.6	1.5	1.5	1.5	1.4
3.3 Produk petroleum, kimia, getah dan plastik Petroleum, chemicals, rubber and plastic products	1.5	1.6	1.7	1.8	1.8	1.8	1.9	2.1
3.4 Produk mineral bukan logam, logam asas dan produk logam yang direka Non-metallic mineral products, basic metal and fabricated metal products	1.0	1.0	1.0	1.1	1.1	1.1	1.1	1.1
3.5 Elektrik dan elektronik Electrical and electronic	2.7	2.7	2.7	2.7	2.6	2.6	2.7	2.7
3.6 Kelengkapan pengangkutan dan pembuatan lain Transport equipment and other manufactures	0.7	0.7	0.7	0.7	0.7	0.7	0.7	0.7
4. Pembinaan Construction	0.9	0.9	0.9	0.9	0.8	0.8	0.8	0.8
5. Perkhidmatan Services	87.9	87.9	88.0	88.0	88.2	88.2	88.1	88.0
5.1 Perkhidmatan perantara Intermediate services	42.7	42.2	41.7	41.1	40.7	40.3	39.9	39.7
5.1.1 Pengangkutan, penyimpanan dan komunikasi Transport, storage and communication	16.8	16.3	15.7	15.2	15.0	14.7	14.5	14.3
5.1.2 Kewangan, insurans, hartanah dan perkhidmatan perniagaan Finance, insurance, real estate and business services	25.9	26.0	26.0	25.9	25.7	25.5	25.4	25.4
5.2 Perkhidmatan akhir Final services	15.7	15.5	15.5	15.5	15.4	15.4	15.4	15.5
5.2.1 Utiliti Utilities	11.4	11.2	11.0	10.8	10.6	10.4	10.3	10.1
5.2.2 Perdagangan borong dan runcit, penginapan dan restoran Wholesale and retail trade, accommodation and restaurants	3.5	3.6	3.7	3.9	4.0	4.1	4.3	4.5
5.2.3 Perkhidmatan-perkhidmatan lain Other services	0.8	0.8	0.8	0.8	0.8	0.8	0.9	0.9
5.3 Perkhidmatan kerajaan Government services	29.5	30.2	30.7	31.4	32.1	32.6	32.7	32.8
Jumlah SMK Total GKS	100.0	100.0	100.0	100.0	100.0	100.0	100.0	100.0
D. Pembahagian Peratus Pembuatan D. Percentage Share to Manufacturing								
3. Pembuatan Manufacturing								
3.1 Makanan, minuman dan tembakau Food, beverages and tobacco	10.0	10.0	9.9	10.0	10.0	10.0	10.0	10.0
3.2 Produk tekstil, kulit, kayu, kertas, cetakan dan terbitan Textiles, leather, wood, paper products, printing and publishing	19.6	19.1	18.7	18.0	17.9	17.2	16.5	15.7
3.3 Produk petroleum, kimia, getah dan plastik Petroleum, chemicals, rubber and plastic products	18.1	18.6	19.6	20.5	20.9	21.2	21.9	23.4
3.4 Produk mineral bukan logam, logam asas dan produk logam yang direka Non-metallic mineral products, basic metal and fabricated metal products	12.0	12.0	11.7	12.1	12.3	12.4	12.4	12.2
3.5 Elektrik dan elektronik Electrical and electronic	31.6	31.7	31.5	30.9	30.2	30.6	30.9	30.6
3.6 Kelengkapan pengangkutan dan pembuatan lain Transport equipment and other manufactures	8.6	8.7	8.7	8.5	8.7	8.5	8.3	8.2
Jumlah Pembuatan Total Manufacturing	100.0	100.0	100.0	100.0	100.0	100.0	100.0	100.0
E. Pembahagian Peratus Perkhidmatan E. Percentage Share to Services								
5. Perkhidmatan Services								
5.1 Perkhidmatan perantara Intermediate services	48.6	48.0	47.4	46.7	46.1	45.6	45.3	45.1
5.1.1 Pengangkutan, penyimpanan dan komunikasi Transport, storage and communication	19.1	18.5	17.9	17.3	17.0	16.7	16.4	16.3
5.1.2 Kewangan, insurans, hartanah dan perkhidmatan perniagaan Finance, insurance, real estate and business services	29.5	29.5	29.5	29.4	29.2	28.9	28.9	28.8
5.2 Perkhidmatan akhir Final services	17.8	17.7	17.6	17.6	17.5	17.4	17.5	17.6
5.2.1 Utiliti Utilities	13.0	12.7	12.5	12.3	12.1	11.8	11.6	11.4
5.2.2 Perdagangan borong dan runcit, penginapan dan restoran Wholesale and retail trade, accommodation and restaurants	3.9	4.1	4.2	4.4	4.5	4.7	4.9	5.1
5.2.3 Perkhidmatan-perkhidmatan lain Other services	0.9	0.9	0.9	0.9	0.9	0.9	1.0	1.0
5.3 Perkhidmatan kerajaan Government services	33.5	34.3	35.0	35.7	36.4	36.9	37.2	37.3
Jumlah Perkhidmatan Total Services	100.0	100.0	100.0	100.0	100.0	100.0	100.0	100.0

Jenis Aktiviti Ekonomi Kind of Economic Activity	2005	2006	2007	2008	2009	2010	2011 ^e	2012 ^p
A. Nilai Akhir Tahun (RM Juta) A. End Year Value (RM Million)								
1. Pertanian <i>Agriculture</i>	2,207	2,248	2,263	2,310	2,374	2,603	2,889	3,266
2. Perlombongan dan kuari <i>Mining and quarrying</i>	348	318	277	224	166	330	323	329
3. Pembuatan <i>Manufacturing</i>	9,563	9,302	8,829	8,290	7,456	6,819	6,687	6,639
3.1 Makanan, minuman dan tembakau <i>Food, beverages and tobacco</i>	1,362	1,333	1,260	1,247	1,166	1,105	1,133	1,154
3.2 Produk tekstil, kulit, kayu, kertas, cetakan dan terbitan <i>Textiles, leather, wood, paper products, printing and publishing</i>	2,457	2,345	2,096	1,784	1,451	1,261	1,294	1,293
3.3 Produk petroleum, kimia, getah dan plastik <i>Petroleum, chemicals, rubber and plastic products</i>	1,632	1,598	1,523	1,435	1,302	1,188	1,134	1,192
3.4 Produk mineral bukan logam, logam asas dan produk logam yang direka <i>Non-metallic mineral products, basic metal and fabricated metal products</i>	1,585	1,532	1,583	1,586	1,530	1,474	1,437	1,405
3.5 Elektrik dan elektronik <i>Electrical and electronic</i>	1,263	1,262	1,211	1,148	1,009	916	907	880
3.6 Kelengkapan pengangkutan dan pembuatan lain <i>Transport equipment and other manufactures</i>	1,264	1,231	1,155	1,090	998	875	781	715
4. Pembinaan <i>Construction</i>	2,490	2,737	3,325	3,365	3,533	3,915	4,356	4,951
5. Perkhidmatan <i>Services</i>	90,324	89,591	92,114	94,419	98,371	108,658	118,729	134,223
5.1 Perkhidmatan perantara <i>Intermediate services</i>	73,988	73,792	76,595	77,942	81,325	90,090	98,300	110,321
5.1.1 Pengangkutan, penyimpanan dan komunikasi <i>Transport, storage and communication</i>	71,612	71,400	74,176	75,126	78,531	86,896	94,586	105,651
5.1.2 Kewangan, insurans, hartanah dan perkhidmatan perniagaan <i>Finance, insurance, real estate and business services</i>	2,376	2,392	2,418	2,816	2,794	3,193	3,714	4,670
5.2 Perkhidmatan akhir <i>Final services</i>	9,091	9,161	9,287	10,189	11,069	12,664	14,248	16,259
5.2.1 Utiliti <i>Utilities</i>	1,280	1,532	1,294	1,231	1,127	1,016	880	775
5.2.2 Perdagangan borong dan runcit, penginapan dan restoran <i>Wholesale and retail trade, accommodation and restaurants</i>	6,275	6,228	6,736	7,812	8,963	10,637	12,289	14,226
5.2.3 Perkhidmatan-perkhidmatan lain <i>Other services</i>	1,536	1,401	1,258	1,146	979	1,011	1,079	1,257
5.3 Perkhidmatan kerajaan <i>Government services</i>	7,244	6,638	6,232	6,288	5,977	5,905	6,181	7,643
Jumlah SMK <i>Total GKS</i>	104,931	104,196	106,808	108,608	111,900	122,324	132,984	149,409
B. Perubahan Peratusan Tahunan B. Annual Percentage Change								
1. Pertanian <i>Agriculture</i>	0.2	1.8	0.7	2.1	2.7	9.6	11.0	13.1
2. Perlombongan dan kuari <i>Mining and quarrying</i>	-6.6	-8.4	-12.9	-19.2	-25.7	98.1	-1.9	1.8
3. Pembuatan <i>Manufacturing</i>	0.5	-2.7	-5.1	-6.1	-10.1	-8.5	-1.9	-0.7
3.1 Makanan, minuman dan tembakau <i>Food, beverages and tobacco</i>	4.2	-2.2	-5.5	-1.0	-6.5	-5.2	2.6	1.9
3.2 Produk tekstil, kulit, kayu, kertas, cetakan dan terbitan <i>Textiles, leather, wood, paper products, printing and publishing</i>	-0.5	-4.5	-10.6	-14.9	-18.7	-13.1	2.6	-0.1
3.3 Produk petroleum, kimia, getah dan plastik <i>Petroleum, chemicals, rubber and plastic products</i>	2.7	-2.1	-4.7	-5.8	-9.3	-8.7	-4.5	5.1
3.4 Produk mineral bukan logam, logam asas dan produk logam yang direka <i>Non-metallic mineral products, basic metal and fabricated metal products</i>	0.3	-3.3	3.3	0.2	-3.5	-3.7	-2.5	-2.3
3.5 Elektrik dan elektronik <i>Electrical and electronic</i>	-2.2	-0.1	-4.0	-5.2	-12.1	-9.2	-0.9	-3.1
3.6 Kelengkapan pengangkutan dan pembuatan lain <i>Transport equipment and other manufactures</i>	-1.0	-2.6	-6.2	-5.6	-8.5	-12.3	-10.8	-8.4
4. Pembinaan <i>Construction</i>	0.1	9.9	21.5	1.2	5.0	10.8	11.3	13.7
5. Perkhidmatan <i>Services</i>	-5.9	-0.8	2.8	2.5	4.2	10.5	9.3	13.0
5.1 Perkhidmatan perantara <i>Intermediate services</i>	-5.2	-0.3	3.8	1.8	4.3	10.8	9.1	12.2
5.1.1 Pengangkutan, penyimpanan dan komunikasi <i>Transport, storage and communication</i>	-5.6	-0.3	3.9	1.3	4.5	10.7	8.8	11.7
5.1.2 Kewangan, insurans, hartanah dan perkhidmatan perniagaan <i>Finance, insurance, real estate and business services</i>	8.9	0.7	1.1	16.4	-0.8	14.3	16.3	25.7
5.2 Perkhidmatan akhir <i>Final services</i>	-7.8	0.8	1.4	9.7	8.6	14.4	12.5	14.1
5.2.1 Utiliti <i>Utilities</i>	-3.2	19.7	-15.5	-4.9	-8.4	-9.8	-13.4	-11.9
5.2.2 Perdagangan borong dan runcit, penginapan dan restoran <i>Wholesale and retail trade, accommodation and restaurants</i>	-8.9	-0.8	8.1	16.0	14.7	18.7	15.5	15.8
5.2.3 Perkhidmatan-perkhidmatan lain <i>Other services</i>	-6.8	-8.8	-10.2	-8.9	-14.5	3.2	6.7	16.6
5.3 Perkhidmatan kerajaan <i>Government services</i>	-10.1	-8.4	-6.1	0.9	-5.0	-1.2	4.7	23.7
Jumlah SMK <i>Total GKS</i>	-5.1	-0.7	2.5	1.7	3.0	9.3	8.7	12.4

Jenis Aktiviti Ekonomi Kind of Economic Activity	2005	2006	2007	2008	2009	2010	2011 ^e	2012 ^p
C. Pembahagian Peratus SMK C. Percentage Share of GKS								
1. Pertanian Agriculture	2.1	2.2	2.1	2.1	2.1	2.1	2.2	2.2
2. Perlombongan dan kuari Mining and quarrying	0.3	0.3	0.3	0.2	0.1	0.3	0.2	0.2
3. Pembuatan Manufacturing	9.1	8.9	8.3	7.6	6.7	5.6	5.0	4.4
3.1 Makanan, minuman dan tembakau Food, beverages and tobacco	1.3	1.3	1.2	1.1	1.0	0.9	0.9	0.8
3.2 Produk tekstil, kulit, kayu, kertas, cetakan dan terbitan Textiles, leather, wood, paper products, printing and publishing	2.3	2.3	2.0	1.6	1.3	1.0	1.0	0.9
3.3 Produk petroleum, kimia, getah dan plastik Petroleum, chemicals, rubber and plastic products	1.6	1.5	1.4	1.3	1.2	1.0	0.9	0.8
3.4 Produk mineral bukan logam, logam asas dan produk logam yang direka Non-metallic mineral products, basic metal and fabricated metal products	1.5	1.5	1.5	1.5	1.4	1.2	1.1	0.9
3.5 Elektrik dan elektronik Electrical and electronic	1.2	1.2	1.1	1.1	0.9	0.7	0.7	0.6
3.6 Kelengkapan pengangkutan dan pembuatan lain Transport equipment and other manufactures	1.2	1.2	1.1	1.0	0.9	0.7	0.6	0.5
4. Pembinaan Construction	2.4	2.6	3.1	3.1	3.2	3.2	3.3	3.3
5. Perkhidmatan Services	86.1	86.0	86.2	86.9	87.9	88.8	89.3	89.8
5.1 Perkhidmatan perantara Intermediate services	70.5	70.8	71.7	71.8	72.7	73.6	73.9	73.8
5.1.1 Pengangkutan, penyimpanan dan komunikasi Transport, storage and communication	68.2	68.5	69.4	69.2	70.2	71.0	71.1	70.7
5.1.2 Kewangan, insurans, hartanah dan perkhidmatan perniagaan Finance, insurance, real estate and business services	2.3	2.3	2.3	2.6	2.5	2.6	2.8	3.1
5.2 Perkhidmatan akhir Final services	8.7	8.8	8.7	9.4	9.9	10.4	10.7	10.9
5.2.1 Utiliti Utilities	1.2	1.5	1.2	1.1	1.0	0.8	0.7	0.5
5.2.2 Perdagangan borong dan runcit, penginapan dan restoran Wholesale and retail trade, accommodation and restaurants	6.0	6.0	6.3	7.2	8.0	8.7	9.2	9.5
5.2.3 Perkhidmatan-perkhidmatan lain Other services	1.5	1.3	1.2	1.1	0.9	0.8	0.8	0.8
5.3 Perkhidmatan kerajaan Government services	6.9	6.4	5.8	5.8	5.3	4.8	4.6	5.1
Jumlah SMK Total GKS	100.0	100.0	100.0	100.0	100.0	100.0	100.0	100.0
D. Pembahagian Peratus Pembuatan D. Percentage Share to Manufacturing								
3. Pembuatan Manufacturing								
3.1 Makanan, minuman dan tembakau Food, beverages and tobacco	14.2	14.3	14.3	15.0	15.6	16.2	16.9	17.4
3.2 Produk tekstil, kulit, kayu, kertas, cetakan dan terbitan Textiles, leather, wood, paper products, printing and publishing	25.7	25.2	23.7	21.5	19.5	18.5	19.3	19.5
3.3 Produk petroleum, kimia, getah dan plastik Petroleum, chemicals, rubber and plastic products	17.1	17.2	17.2	17.3	17.5	17.4	17.0	18.0
3.4 Produk mineral bukan logam, logam asas dan produk logam yang direka Non-metallic mineral products, basic metal and fabricated metal products	16.6	16.5	17.9	19.1	20.5	21.6	21.5	21.2
3.5 Elektrik dan elektronik Electrical and electronic	13.2	13.6	13.7	13.8	13.5	13.4	13.6	13.3
3.6 Kelengkapan pengangkutan dan pembuatan lain Transport equipment and other manufactures	13.2	13.2	13.1	13.2	13.4	12.8	11.7	10.8
Jumlah Pembuatan Total Manufacturing	100.0	100.0	100.0	100.0	100.0	100.0	100.0	100.0
E. Pembahagian Peratus Perkhidmatan E. Percentage Share to Services								
5. Perkhidmatan Services								
5.1 Perkhidmatan perantara Intermediate services	81.9	82.4	83.2	82.5	82.7	82.9	82.8	82.2
5.1.1 Pengangkutan, penyimpanan dan komunikasi Transport, storage and communication	79.3	79.7	80.5	79.6	79.8	80.0	79.7	78.7
5.1.2 Kewangan, insurans, hartanah dan perkhidmatan perniagaan Finance, insurance, real estate and business services	2.6	2.7	2.6	3.0	2.8	2.9	3.1	3.5
5.2 Perkhidmatan akhir Final services	10.1	10.2	10.1	10.8	11.3	11.7	12.0	12.1
5.2.1 Utiliti Utilities	1.4	1.7	1.4	1.3	1.1	0.9	0.7	0.6
5.2.2 Perdagangan borong dan runcit, penginapan dan restoran Wholesale and retail trade, accommodation and restaurants	6.9	7.0	7.3	8.3	9.1	9.8	10.4	10.6
5.2.3 Perkhidmatan-perkhidmatan lain Other services	1.7	1.6	1.4	1.2	1.0	0.9	0.9	0.9
5.3 Perkhidmatan kerajaan Government services	8.0	7.4	6.8	6.7	6.1	5.4	5.2	5.7
Jumlah Perkhidmatan Total Services	100.0	100.0	100.0	100.0	100.0	100.0	100.0	100.0

Jadual 1.2.13
Table

SMK mengikut Jenis Aset dan Jenis Aktiviti Ekonomi pada Harga Malar 2005 - Jentera dan Kelengkapan
GKS by Type of Assets and Kind of Economic Activity at Constant 2005 Price - Machinery and Equipment

Jenis Aktiviti Ekonomi Kind of Economic Activity	2005	2006	2007	2008	2009	2010	2011 ^e	2012 ^p
A. Nilai Akhir Tahun (RM Juta) A. End Year Value (RM Million)								
1. Pertanian <i>Agriculture</i>	5,436	5,657	6,004	6,367	6,807	7,015	7,261	7,558
2. Perlombongan dan kuari <i>Mining and quarrying</i>	14,905	13,596	14,223	17,263	22,012	29,339	37,047	49,322
3. Pembuatan <i>Manufacturing</i>	193,922	200,016	200,412	203,317	198,289	198,506	200,278	203,980
3.1 Makanan, minuman dan tembakau <i>Food, beverages and tobacco</i>	11,175	11,796	12,492	13,497	14,688	15,689	17,098	19,126
3.2 Produk tekstil, kulit, kayu, kertas, cetakan dan terbitan <i>Textiles, leather, wood, paper products, printing and publishing</i>	23,057	21,991	21,012	20,564	19,302	18,440	17,940	18,312
3.3 Produk petroleum, kimia, getah dan plastik <i>Petroleum, chemicals, rubber and plastic products</i>	46,109	48,322	50,462	53,051	51,800	53,068	53,575	56,494
3.4 Produk mineral bukan logam, logam asas dan produk logam yang direka <i>Non-metallic mineral products, basic metal and fabricated metal products</i>	21,531	20,750	19,990	20,433	20,093	21,190	22,434	22,845
3.5 Elektrik dan elektronik <i>Electrical and electronic</i>	79,645	83,985	82,918	81,805	77,788	75,198	73,897	71,051
3.6 Kelengkapan pengangkutan dan pembuatan lain <i>Transport equipment and other manufactures</i>	12,405	13,172	13,539	13,967	14,618	14,920	15,334	16,151
4. Pembinaan <i>Construction</i>	4,972	5,063	5,416	5,994	6,385	7,061	7,862	8,954
5. Perkhidmatan <i>Services</i>	112,838	122,367	138,086	148,537	156,807	159,736	164,978	170,180
5.1 Perkhidmatan perantara <i>Intermediate services</i>	28,732	31,604	37,841	41,078	43,988	42,813	43,783	47,121
5.1.1 Pengangkutan, penyimpanan dan komunikasi <i>Transport, storage and communication</i>	20,432	22,596	27,923	29,976	32,576	32,132	33,601	36,660
5.1.2 Kewangan, insurans, hartanah dan perkhidmatan perniagaan <i>Finance, insurance, real estate and business services</i>	8,301	9,009	9,918	11,102	11,411	10,682	10,182	10,460
5.2 Perkhidmatan akhir <i>Final services</i>	25,849	28,657	34,190	38,771	43,375	47,463	52,225	56,662
5.2.1 Utiliti <i>Utilities</i>	14,875	16,756	20,736	23,397	25,826	28,458	31,528	34,270
5.2.2 Perdagangan borong dan runcit, penginapan dan restoran <i>Wholesale and retail trade, accommodation and restaurants</i>	7,664	8,169	9,059	10,219	11,158	11,653	12,373	13,181
5.2.3 Perkhidmatan-perkhidmatan lain <i>Other services</i>	3,311	3,732	4,395	5,156	6,392	7,352	8,324	9,211
5.3 Perkhidmatan kerajaan <i>Government services</i>	58,256	62,105	66,055	68,687	69,444	69,459	68,971	66,397
Jumlah SMK <i>Total GKS</i>	332,073	346,700	364,142	381,477	390,299	401,657	417,428	439,995
B. Perubahan Peratusan Tahunan B. Annual Percentage Change								
1. Pertanian <i>Agriculture</i>	5.5	4.1	6.1	6.0	6.9	3.1	3.5	4.1
2. Perlombongan dan kuari <i>Mining and quarrying</i>	-2.0	-8.8	4.6	21.4	27.5	33.3	26.3	33.1
3. Pembuatan <i>Manufacturing</i>	3.3	3.1	0.2	1.4	-2.5	0.1	0.9	1.8
3.1 Makanan, minuman dan tembakau <i>Food, beverages and tobacco</i>	9.5	5.6	5.9	8.0	8.8	6.8	9.0	11.9
3.2 Produk tekstil, kulit, kayu, kertas, cetakan dan terbitan <i>Textiles, leather, wood, paper products, printing and publishing</i>	-2.7	-4.6	-4.5	-2.1	-6.1	-4.5	-2.7	2.1
3.3 Produk petroleum, kimia, getah dan plastik <i>Petroleum, chemicals, rubber and plastic products</i>	1.7	4.8	4.4	5.1	-2.4	2.4	1.0	5.4
3.4 Produk mineral bukan logam, logam asas dan produk logam yang direka <i>Non-metallic mineral products, basic metal and fabricated metal products</i>	2.2	-3.6	-3.7	2.2	-1.7	5.5	5.9	1.8
3.5 Elektrik dan elektronik <i>Electrical and electronic</i>	5.1	5.4	-1.3	-1.3	-4.9	-3.3	-1.7	-3.9
3.6 Kelengkapan pengangkutan dan pembuatan lain <i>Transport equipment and other manufactures</i>	6.5	6.2	2.8	3.2	4.7	2.1	2.8	5.3
4. Pembinaan <i>Construction</i>	-7.4	1.8	7.0	10.7	6.5	10.6	11.4	13.9
5. Perkhidmatan <i>Services</i>	12.1	8.4	12.8	7.6	5.6	1.9	3.3	3.2
5.1 Perkhidmatan perantara <i>Intermediate services</i>	20.9	10.0	19.7	8.6	7.1	-2.7	2.3	7.6
5.1.1 Pengangkutan, penyimpanan dan komunikasi <i>Transport, storage and communication</i>	28.1	10.6	23.6	7.4	8.7	-1.4	4.6	9.1
5.1.2 Kewangan, insurans, hartanah dan perkhidmatan perniagaan <i>Finance, insurance, real estate and business services</i>	6.2	8.5	10.1	11.9	2.8	-6.4	-4.7	2.7
5.2 Perkhidmatan akhir <i>Final services</i>	18.1	10.9	19.3	13.4	11.9	9.4	10.0	8.5
5.2.1 Utiliti <i>Utilities</i>	20.9	12.6	23.8	12.8	10.4	10.2	10.8	8.7
5.2.2 Perdagangan borong dan runcit, penginapan dan restoran <i>Wholesale and retail trade, accommodation and restaurants</i>	8.3	6.6	10.9	12.8	9.2	4.4	6.2	6.5
5.2.3 Perkhidmatan-perkhidmatan lain <i>Other services</i>	32.2	12.7	17.8	17.3	24.0	15.0	13.2	10.7
5.3 Perkhidmatan kerajaan <i>Government services</i>	5.9	6.6	6.4	4.0	1.1	0.0	-0.7	-3.7
Jumlah SMK <i>Total GKS</i>	5.7	4.4	5.0	4.8	2.3	2.9	3.9	5.4

Jadual 1.2.13
Table

SMK mengikut Jenis Aset dan Jenis Aktiviti Ekonomi pada Harga Malar 2005 - Jentera dan Kelengkapan
GKS by Type of Assets and Kind of Economic Activity at Constant 2005 Price - Machinery and Equipment

Jenis Aktiviti Ekonomi Kind of Economic Activity	2005	2006	2007	2008	2009	2010	2011 ^e	2012 ^p
C. Pembahagian Peratus SMK C. Percentage Share of GKS								
1. Pertanian Agriculture	1.6	1.6	1.6	1.7	1.7	1.7	1.7	1.7
2. Perlombongan dan kuari Mining and quarrying	4.5	3.9	3.9	4.5	5.6	7.3	8.9	11.2
3. Pembuatan Manufacturing	58.4	57.7	55.0	53.3	50.8	49.4	48.0	46.4
3.1 Makanan, minuman dan tembakau Food, beverages and tobacco	3.4	3.4	3.4	3.5	3.8	3.9	4.1	4.3
3.2 Produk tekstil, kulit, kayu, kertas, cetakan dan terbitan Textiles, leather, wood, paper products, printing and publishing	6.9	6.3	5.8	5.4	4.9	4.6	4.3	4.2
3.3 Produk petroleum, kimia, getah dan plastik Petroleum, chemicals, rubber and plastic products	13.9	13.9	13.9	13.9	13.3	13.2	12.8	12.8
3.4 Produk mineral bukan logam, logam asas dan produk logam yang direka Non-metallic mineral products, basic metal and fabricated metal products	6.5	6.0	5.5	5.4	5.1	5.3	5.4	5.2
3.5 Elektrik dan elektronik Electrical and electronic	24.0	24.2	22.8	21.4	19.9	18.7	17.7	16.1
3.6 Kelengkapan pengangkutan dan pembuatan lain Transport equipment and other manufactures	3.7	3.8	3.7	3.7	3.7	3.7	3.7	3.7
4. Pembinaan Construction	1.5	1.5	1.5	1.6	1.6	1.8	1.9	2.0
5. Perkhidmatan Services	34.0	35.3	37.9	38.9	40.2	39.8	39.5	38.7
5.1 Perkhidmatan perantara Intermediate services	8.7	9.1	10.4	10.8	11.3	10.7	10.5	10.7
5.1.1 Pengangkutan, penyimpanan dan komunikasi Transport, storage and communication	6.2	6.5	7.7	7.9	8.3	8.0	8.0	8.3
5.1.2 Kewangan, insurans, hartanah dan perkhidmatan perniagaan Finance, insurance, real estate and business services	2.5	2.6	2.7	2.9	2.9	2.7	2.4	2.4
5.2 Perkhidmatan akhir Final services	7.8	8.3	9.4	10.2	11.1	11.8	12.5	12.9
5.2.1 Utiliti Utilities	4.5	4.8	5.7	6.1	6.6	7.1	7.6	7.8
5.2.2 Perdagangan borong dan runcit, penginapan dan restoran Wholesale and retail trade, accommodation and restaurants	2.3	2.4	2.5	2.7	2.9	2.9	3.0	3.0
5.2.3 Perkhidmatan-perkhidmatan lain Other services	1.0	1.1	1.2	1.4	1.6	1.8	2.0	2.1
5.3 Perkhidmatan kerajaan Government services	17.5	17.9	18.1	18.0	17.8	17.3	16.5	15.1
Jumlah SMK Total GKS	100.0	100.0	100.0	100.0	100.0	100.0	100.0	100.0
D. Pembahagian Peratus Pembuatan D. Percentage Share to Manufacturing								
3. Pembuatan Manufacturing								
3.1 Makanan, minuman dan tembakau Food, beverages and tobacco	5.8	5.9	6.2	6.6	7.4	7.9	8.5	9.4
3.2 Produk tekstil, kulit, kayu, kertas, cetakan dan terbitan Textiles, leather, wood, paper products, printing and publishing	11.9	11.0	10.5	10.1	9.7	9.3	9.0	9.0
3.3 Produk petroleum, kimia, getah dan plastik Petroleum, chemicals, rubber and plastic products	23.8	24.2	25.2	26.1	26.1	26.7	26.8	27.7
3.4 Produk mineral bukan logam, logam asas dan produk logam yang direka Non-metallic mineral products, basic metal and fabricated metal products	11.1	10.4	10.0	10.0	10.1	10.7	11.2	11.2
3.5 Elektrik dan elektronik Electrical and electronic	41.1	42.0	41.4	40.2	39.2	37.9	36.9	34.8
3.6 Kelengkapan pengangkutan dan pembuatan lain Transport equipment and other manufactures	6.4	6.6	6.8	6.9	7.4	7.5	7.7	7.9
Jumlah Pembuatan Total Manufacturing	100.0	100.0	100.0	100.0	100.0	100.0	100.0	100.0
E. Pembahagian Peratus Perkhidmatan E. Percentage Share to Services								
5. Perkhidmatan Services								
5.1 Perkhidmatan perantara Intermediate services	25.5	25.8	27.4	27.7	28.1	26.8	26.5	27.7
5.1.1 Pengangkutan, penyimpanan dan komunikasi Transport, storage and communication	18.1	18.5	20.2	20.2	20.8	20.1	20.4	21.5
5.1.2 Kewangan, insurans, hartanah dan perkhidmatan perniagaan Finance, insurance, real estate and business services	7.4	7.4	7.2	7.5	7.3	6.7	6.2	6.1
5.2 Perkhidmatan akhir Final services	22.9	23.4	24.8	26.1	27.7	29.7	31.7	33.3
5.2.1 Utiliti Utilities	13.2	13.7	15.0	15.8	16.5	17.8	19.1	20.1
5.2.2 Perdagangan borong dan runcit, penginapan dan restoran Wholesale and retail trade, accommodation and restaurants	6.8	6.7	6.6	6.9	7.1	7.3	7.5	7.7
5.2.3 Perkhidmatan-perkhidmatan lain Other services	2.9	3.1	3.2	3.5	4.1	4.6	5.0	5.4
5.3 Perkhidmatan kerajaan Government services	51.6	50.8	47.8	46.2	44.3	43.5	41.8	39.0
Jumlah Perkhidmatan Total Services	100.0	100.0	100.0	100.0	100.0	100.0	100.0	100.0

Jenis Aktiviti Ekonomi Kind of Economic Activity	2005	2006	2007	2008	2009	2010	2011 ^e	2012 ^p
A. Nilai Akhir Tahun (RM Juta) A. End Year Value (RM Million)								
1. Pertanian Agriculture	21,033	21,670	22,739	23,782	24,916	26,249	27,819	29,600
2. Perlombongan dan kuari Mining and quarrying	98,772	109,717	123,333	137,241	150,810	163,518	176,977	199,110
3. Pembuatan Manufacturing	9,708	11,681	13,912	16,317	17,974	21,331	24,388	27,258
3.1 Makanan, minuman dan tembakau Food, beverages and tobacco	307	348	411	534	571	673	762	833
3.2 Produk tekstil, kulit, kayu, kertas, cetakan dan terbitan Textiles, leather, wood, paper products, printing and publishing	164	194	225	254	277	320	370	418
3.3 Produk petroleum, kimia, getah dan plastik Petroleum, chemicals, rubber and plastic products	1,558	1,722	1,888	2,039	2,018	2,471	2,951	3,471
3.4 Produk mineral bukan logam, logam asas dan produk logam yang direka Non-metallic mineral products, basic metal and fabricated metal products	243	303	318	438	441	639	808	976
3.5 Elektrik dan elektronik Electrical and electronic	6,545	7,950	9,879	11,679	13,118	15,296	17,193	18,914
3.6 Kelengkapan pengangkutan dan pembuatan lain Transport equipment and other manufactures	890	1,165	1,191	1,373	1,547	1,931	2,303	2,646
4. Pembinaan Construction	153	163	180	210	190	250	288	324
5. Perkhidmatan Services	7,836	9,305	11,399	13,912	16,078	18,131	19,931	22,283
5.1 Perkhidmatan perantara Intermediate services	1,508	1,976	2,406	2,901	3,251	4,100	4,663	5,208
5.1.1 Pengangkutan, penyimpanan dan komunikasi Transport, storage and communication	1,018	1,404	1,671	2,163	2,370	2,614	2,612	2,587
5.1.2 Kewangan, insurans, hartanah dan perkhidmatan perniagaan Finance, insurance, real estate and business services	490	572	735	738	882	1,486	2,051	2,621
5.2 Perkhidmatan akhir Final services	3,566	3,840	4,476	5,575	6,520	7,572	8,698	10,066
5.2.1 Utiliti Utilities	715	769	1,034	1,135	1,240	1,162	1,210	1,338
5.2.2 Perdagangan borong dan runcit, penginapan dan restoran Wholesale and retail trade, accommodation and restaurants	225	296	351	421	376	435	490	560
5.2.3 Perkhidmatan-perkhidmatan lain Other services	2,625	2,775	3,092	4,018	4,904	5,975	6,997	8,168
5.3 Perkhidmatan kerajaan Government services	2,763	3,488	4,517	5,437	6,307	6,459	6,570	7,009
Jumlah SMK Total GKS	137,503	152,536	171,561	191,462	209,967	229,479	249,402	278,576
B. Perubahan Peratusan Tahunan B. Annual Percentage Change								
1. Pertanian Agriculture	2.6	3.0	4.9	4.6	4.8	5.4	6.0	6.4
2. Perlombongan dan kuari Mining and quarrying	9.8	11.1	12.4	11.3	9.9	8.4	8.2	12.5
3. Pembuatan Manufacturing	23.3	20.3	19.1	17.3	10.2	18.7	14.3	11.8
3.1 Makanan, minuman dan tembakau Food, beverages and tobacco	4.9	13.2	18.1	30.0	7.1	17.9	13.2	9.3
3.2 Produk tekstil, kulit, kayu, kertas, cetakan dan terbitan Textiles, leather, wood, paper products, printing and publishing	2.9	17.7	16.3	12.8	9.1	15.7	15.5	12.9
3.3 Produk petroleum, kimia, getah dan plastik Petroleum, chemicals, rubber and plastic products	106.7	10.5	9.6	8.0	-1.0	22.4	19.4	17.6
3.4 Produk mineral bukan logam, logam asas dan produk logam yang direka Non-metallic mineral products, basic metal and fabricated metal products	8.8	24.3	5.0	37.9	0.7	44.8	26.4	20.8
3.5 Elektrik dan elektronik Electrical and electronic	13.8	21.5	24.3	18.2	12.3	16.6	12.4	10.0
3.6 Kelengkapan pengangkutan dan pembuatan lain Transport equipment and other manufactures	28.5	30.9	2.2	15.3	12.7	24.8	19.2	14.9
4. Pembinaan Construction	22.8	6.7	10.2	16.9	-9.6	31.9	15.0	12.6
5. Perkhidmatan Services	8.1	18.7	22.5	22.1	15.6	12.8	9.9	11.8
5.1 Perkhidmatan perantara Intermediate services	1.8	31.0	21.8	20.6	12.1	26.1	13.8	11.7
5.1.1 Pengangkutan, penyimpanan dan komunikasi Transport, storage and communication	-13.0	37.9	19.0	29.5	9.6	10.3	-0.1	-1.0
5.1.2 Kewangan, insurans, hartanah dan perkhidmatan perniagaan Finance, insurance, real estate and business services	57.4	16.7	28.4	0.4	19.5	68.6	38.0	27.8
5.2 Perkhidmatan akhir Final services	-0.6	7.7	16.6	24.5	17.0	16.1	14.9	15.7
5.2.1 Utiliti Utilities	-1.5	7.4	34.5	9.8	9.2	-6.3	4.2	10.5
5.2.2 Perdagangan borong dan runcit, penginapan dan restoran Wholesale and retail trade, accommodation and restaurants	-48.7	31.4	18.4	20.1	-10.7	15.6	12.6	14.4
5.2.3 Perkhidmatan-perkhidmatan lain Other services	8.4	5.7	11.4	30.0	22.0	21.8	17.1	16.7
5.3 Perkhidmatan kerajaan Government services	26.7	26.3	29.5	20.4	16.0	2.4	1.7	6.7
Jumlah SMK Total GKS	9.4	10.9	12.5	11.6	9.7	9.3	8.7	11.7

Jenis Aktiviti Ekonomi Kind of Economic Activity	2005	2006	2007	2008	2009	2010	2011 ^e	2012 ^p
C. Pembahagian Peratus SMK C. Percentage Share of GKS								
1. Pertanian Agriculture	15.3	14.2	13.3	12.4	11.9	11.4	11.2	10.6
2. Perlombongan dan kuari Mining and quarrying	71.8	71.9	71.9	71.7	71.8	71.3	71.0	71.5
3. Pembuatan Manufacturing	7.1	7.7	8.1	8.5	8.6	9.3	9.8	9.8
3.1 Makanan, minuman dan tembakau Food, beverages and tobacco	0.2	0.2	0.2	0.3	0.3	0.3	0.3	0.3
3.2 Produk tekstil, kulit, kayu, kertas, cetakan dan terbitan Textiles, leather, wood, paper products, printing and publishing	0.1	0.1	0.1	0.1	0.1	0.1	0.1	0.2
3.3 Produk petroleum, kimia, getah dan plastik Petroleum, chemicals, rubber and plastic products	1.1	1.1	1.1	1.1	1.0	1.1	1.2	1.2
3.4 Produk mineral bukan logam, logam asas dan produk logam yang direka Non-metallic mineral products, basic metal and fabricated metal products	0.2	0.2	0.2	0.2	0.2	0.3	0.3	0.4
3.5 Elektrik dan elektronik Electrical and electronic	4.8	5.2	5.8	6.1	6.2	6.7	6.9	6.8
3.6 Kelengkapan pengangkutan dan pembuatan lain Transport equipment and other manufactures	0.6	0.8	0.7	0.7	0.7	0.8	0.9	0.9
4. Pembinaan Construction	0.1	0.1	0.1	0.1	0.1	0.1	0.1	0.1
5. Perkhidmatan Services	5.7	6.1	6.6	7.3	7.7	7.9	8.0	8.0
5.1 Perkhidmatan perantara Intermediate services	1.1	1.3	1.4	1.5	1.5	1.8	1.9	1.9
5.1.1 Pengangkutan, penyimpanan dan komunikasi Transport, storage and communication	0.7	0.9	1.0	1.1	1.1	1.1	1.0	0.9
5.1.2 Kewangan, insurans, hartanah dan perkhidmatan perniagaan Finance, insurance, real estate and business services	0.4	0.4	0.4	0.4	0.4	0.6	0.8	0.9
5.2 Perkhidmatan akhir Final services	2.6	2.5	2.6	2.9	3.1	3.3	3.5	3.6
5.2.1 Utiliti Utilities	0.5	0.5	0.6	0.6	0.6	0.5	0.5	0.5
5.2.2 Perdagangan borong dan runcit, penginapan dan restoran Wholesale and retail trade, accommodation and restaurants	0.2	0.2	0.2	0.2	0.2	0.2	0.2	0.2
5.2.3 Perkhidmatan-perkhidmatan lain Other services	1.9	1.8	1.8	2.1	2.3	2.6	2.8	2.9
5.3 Perkhidmatan kerajaan Government services	2.0	2.3	2.6	2.8	3.0	2.8	2.6	2.5
Jumlah SMK Total GKS	100.0	100.0	100.0	100.0	100.0	100.0	100.0	100.0
D. Pembahagian Peratus Pembuatan D. Percentage Share to Manufacturing								
3. Pembuatan Manufacturing								
3.1 Makanan, minuman dan tembakau Food, beverages and tobacco	3.2	3.0	3.0	3.3	3.2	3.2	3.1	3.1
3.2 Produk tekstil, kulit, kayu, kertas, cetakan dan terbitan Textiles, leather, wood, paper products, printing and publishing	1.7	1.7	1.6	1.6	1.5	1.5	1.5	1.5
3.3 Produk petroleum, kimia, getah dan plastik Petroleum, chemicals, rubber and plastic products	16.1	14.7	13.6	12.5	11.2	11.6	12.1	12.7
3.4 Produk mineral bukan logam, logam asas dan produk logam yang direka Non-metallic mineral products, basic metal and fabricated metal products	2.5	2.6	2.3	2.7	2.5	3.0	3.3	3.6
3.5 Elektrik dan elektronik Electrical and electronic	67.4	68.1	71.0	71.6	73.0	71.7	70.5	69.4
3.6 Kelengkapan pengangkutan dan pembuatan lain Transport equipment and other manufactures	9.2	10.0	8.6	8.4	8.6	9.1	9.4	9.7
Jumlah Pembuatan Total Manufacturing	100.0	100.0	100.0	100.0	100.0	100.0	100.0	100.0
E. Pembahagian Peratus Perkhidmatan E. Percentage Share to Services								
5. Perkhidmatan Services								
5.1 Perkhidmatan perantara Intermediate services	19.2	21.2	21.1	20.8	20.2	22.6	23.4	23.4
5.1.1 Pengangkutan, penyimpanan dan komunikasi Transport, storage and communication	13.0	15.1	14.7	15.5	14.7	14.4	13.1	11.6
5.1.2 Kewangan, insurans, hartanah dan perkhidmatan perniagaan Finance, insurance, real estate and business services	6.3	6.2	6.4	5.3	5.5	8.2	10.3	11.8
5.2 Perkhidmatan akhir Final services	45.5	41.3	39.3	40.1	40.6	41.8	43.6	45.2
5.2.1 Utiliti Utilities	9.1	8.3	9.1	8.2	7.7	6.4	6.1	6.0
5.2.2 Perdagangan borong dan runcit, penginapan dan restoran Wholesale and retail trade, accommodation and restaurants	2.9	3.2	3.1	3.0	2.3	2.4	2.5	2.5
5.2.3 Perkhidmatan-perkhidmatan lain Other services	33.5	29.8	27.1	28.9	30.5	33.0	35.1	36.7
5.3 Perkhidmatan kerajaan Government services	35.3	37.5	39.6	39.1	39.2	35.6	33.0	31.5
Jumlah Perkhidmatan Total Services	100.0	100.0	100.0	100.0	100.0	100.0	100.0	100.0

Jenis Aktiviti Ekonomi Kind of Economic Activity	2005	2006	2007	2008	2009	2010	2011 ^e	2012 ^p
A. Nilai Akhir Tahun (RM Juta) A. End Year Value (RM Million)								
1. Pertanian <i>Agriculture</i>	10,140	10,175	10,212	10,281	10,317	10,506	10,884	11,463
2. Perlombongan dan kuari <i>Mining and quarrying</i>	5,951	5,755	5,538	5,325	5,118	4,957	4,854	4,731
3. Pembuatan <i>Manufacturing</i>	64,399	66,027	67,285	69,590	69,454	71,397	74,879	78,970
3.1 Makanan, minuman dan tembakau <i>Food, beverages and tobacco</i>	6,187	6,338	6,442	6,862	6,900	7,050	7,490	7,913
3.2 Produk tekstil, kulit, kayu, kertas, cetakan dan terbitan <i>Textiles, leather, wood, paper products, printing and publishing</i>	12,199	12,006	11,880	11,650	11,489	11,184	10,949	10,692
3.3 Produk petroleum, kimia, getah dan plastik <i>Petroleum, chemicals, rubber and plastic products</i>	10,546	11,345	12,523	13,914	14,376	15,213	16,703	19,443
3.4 Produk mineral bukan logam, logam asas dan produk logam yang direka <i>Non-metallic mineral products, basic metal and fabricated metal products</i>	7,528	7,704	7,602	8,301	8,435	8,818	9,267	9,520
3.5 Elektrik dan elektronik <i>Electrical and electronic</i>	21,779	22,286	22,386	22,437	21,627	22,570	23,850	24,633
3.6 Kelengkapan pengangkutan dan pembuatan lain <i>Transport equipment and other manufactures</i>	6,160	6,347	6,452	6,426	6,626	6,563	6,621	6,769
4. Pembinaan <i>Construction</i>	6,010	6,084	6,306	6,481	6,149	6,194	6,325	6,579
5. Perkhidmatan <i>Services</i>	689,763	703,849	718,133	734,037	751,222	769,033	783,337	808,678
5.1 Perkhidmatan perantara <i>Intermediate services</i>	325,843	326,676	327,016	327,032	329,079	331,530	334,450	343,834
5.1.1 Pengangkutan, penyimpanan dan komunikasi <i>Transport, storage and communication</i>	148,858	145,830	141,967	138,647	137,879	137,561	136,714	138,514
5.1.2 Kewangan, insurans, hartanah dan perkhidmatan perniagaan <i>Finance, insurance, real estate and business services</i>	176,985	180,846	185,049	188,384	191,200	193,969	197,736	205,320
5.2 Perkhidmatan akhir <i>Final services</i>	113,730	113,932	115,742	117,275	119,012	120,845	123,842	128,513
5.2.1 Utiliti <i>Utilities</i>	84,000	82,431	81,699	81,095	80,265	79,082	78,669	79,013
5.2.2 Perdagangan borong dan runcit, penginapan dan restoran <i>Wholesale and retail trade, accommodation and restaurants</i>	24,175	25,826	27,950	30,310	32,460	34,905	37,762	41,305
5.2.3 Perkhidmatan-perkhidmatan lain <i>Other services</i>	5,555	5,676	6,093	5,871	6,288	6,858	7,411	8,194
5.3 Perkhidmatan kerajaan <i>Government services</i>	250,190	263,241	275,375	289,730	303,132	316,658	325,046	336,332
Jumlah SMB <i>Total NKS</i>	776,263	791,890	807,474	825,715	842,259	862,088	880,279	910,421
B. Perubahan Peratusan Tahunan B. Annual Percentage Change								
1. Pertanian <i>Agriculture</i>	2.4	0.3	0.4	0.7	0.3	1.8	3.6	5.3
2. Perlombongan dan kuari <i>Mining and quarrying</i>	-3.3	-3.3	-3.8	-3.8	-3.9	-3.1	-2.1	-2.5
3. Pembuatan <i>Manufacturing</i>	4.2	2.5	1.9	3.4	-0.2	2.8	4.9	5.5
3.1 Makanan, minuman dan tembakau <i>Food, beverages and tobacco</i>	6.4	2.4	1.6	6.5	0.6	2.2	6.2	5.6
3.2 Produk tekstil, kulit, kayu, kertas, cetakan dan terbitan <i>Textiles, leather, wood, paper products, printing and publishing</i>	0.3	-1.6	-1.0	-1.9	-1.4	-2.7	-2.1	-2.3
3.3 Produk petroleum, kimia, getah dan plastik <i>Petroleum, chemicals, rubber and plastic products</i>	9.5	7.6	10.4	11.1	3.3	5.8	9.8	16.4
3.4 Produk mineral bukan logam, logam asas dan produk logam yang direka <i>Non-metallic mineral products, basic metal and fabricated metal products</i>	4.5	2.3	-1.3	9.2	1.6	4.5	5.1	2.7
3.5 Elektrik dan elektronik <i>Electrical and electronic</i>	4.8	2.3	0.5	0.2	-3.6	4.4	5.7	3.3
3.6 Kelengkapan pengangkutan dan pembuatan lain <i>Transport equipment and other manufactures</i>	-0.8	3.0	1.6	-0.4	3.1	-1.0	0.9	2.2
4. Pembinaan <i>Construction</i>	14.5	1.2	3.6	2.8	-5.1	0.7	2.1	4.0
5. Perkhidmatan <i>Services</i>	2.1	2.0	2.0	2.2	2.3	2.4	1.9	3.2
5.1 Perkhidmatan perantara <i>Intermediate services</i>	0.5	0.3	0.1	0.0	0.6	0.7	0.9	2.8
5.1.1 Pengangkutan, penyimpanan dan komunikasi <i>Transport, storage and communication</i>	-2.1	-2.0	-2.6	-2.3	-0.6	-0.2	-0.6	1.3
5.1.2 Kewangan, insurans, hartanah dan perkhidmatan perniagaan <i>Finance, insurance, real estate and business services</i>	2.8	2.2	2.3	1.8	1.5	1.4	1.9	3.8
5.2 Perkhidmatan akhir <i>Final services</i>	2.2	0.2	1.6	1.3	1.5	1.5	2.5	3.8
5.2.1 Utiliti <i>Utilities</i>	0.7	-1.9	-0.9	-0.7	-1.0	-1.5	-0.5	0.4
5.2.2 Perdagangan borong dan runcit, penginapan dan restoran <i>Wholesale and retail trade, accommodation and restaurants</i>	7.2	6.8	8.2	8.4	7.1	7.5	8.2	9.4
5.2.3 Perkhidmatan-perkhidmatan lain <i>Other services</i>	4.5	2.2	7.4	-3.6	7.1	9.1	8.1	10.6
5.3 Perkhidmatan kerajaan <i>Government services</i>	4.1	5.2	4.6	5.2	4.6	4.5	2.6	3.5
Jumlah SMB <i>Total NKS</i>	2.3	2.0	2.0	2.3	2.0	2.4	2.1	3.4

Jenis Aktiviti Ekonomi Kind of Economic Activity	2005	2006	2007	2008	2009	2010	2011 ^e	2012 ^p
C. Pembahagian Peratus SMB C. Percentage Share of NKS								
1. Pertanian Agriculture	1.3	1.3	1.3	1.2	1.2	1.2	1.2	1.3
2. Perlombongan dan kuari Mining and quarrying	0.8	0.7	0.7	0.6	0.6	0.6	0.6	0.5
3. Pembuatan Manufacturing	8.3	8.3	8.3	8.4	8.2	8.3	8.5	8.7
3.1 Makanan, minuman dan tembakau Food, beverages and tobacco	0.8	0.8	0.8	0.8	0.8	0.8	0.9	0.9
3.2 Produk tekstil, kulit, kayu, kertas, cetakan dan terbitan Textiles, leather, wood, paper products, printing and publishing	1.6	1.5	1.5	1.4	1.4	1.3	1.2	1.2
3.3 Produk petroleum, kimia, getah dan plastik Petroleum, chemicals, rubber and plastic products	1.4	1.4	1.6	1.7	1.7	1.8	1.9	2.1
3.4 Produk mineral bukan logam, logam asas dan produk logam yang direka Non-metallic mineral products, basic metal and fabricated metal products	1.0	1.0	0.9	1.0	1.0	1.0	1.1	1.0
3.5 Elektrik dan elektronik Electrical and electronic	2.8	2.8	2.8	2.7	2.6	2.6	2.7	2.7
3.6 Kelengkapan pengangkutan dan pembuatan lain Transport equipment and other manufactures	0.8	0.8	0.8	0.8	0.8	0.8	0.8	0.7
4. Pembinaan Construction	0.8	0.8	0.8	0.8	0.7	0.7	0.7	0.7
5. Perkhidmatan Services	88.9	88.9	88.9	88.9	89.2	89.2	89.0	88.8
5.1 Perkhidmatan perantara Intermediate services	42.0	41.3	40.5	39.6	39.1	38.5	38.0	37.8
5.1.1 Pengangkutan, penyimpanan dan komunikasi Transport, storage and communication	19.2	18.4	17.6	16.8	16.4	16.0	15.5	15.2
5.1.2 Kewangan, insurans, hartanah dan perkhidmatan perniagaan Finance, insurance, real estate and business services	22.8	22.8	22.9	22.8	22.7	22.5	22.5	22.6
5.2 Perkhidmatan akhir Final services	14.7	14.4	14.3	14.2	14.1	14.0	14.1	14.1
5.2.1 Utiliti Utilities	10.8	10.4	10.1	9.8	9.5	9.2	8.9	8.7
5.2.2 Perdagangan borong dan runcit, penginapan dan restoran Wholesale and retail trade, accommodation and restaurants	3.1	3.3	3.5	3.7	3.9	4.0	4.3	4.5
5.2.3 Perkhidmatan-perkhidmatan lain Other services	0.7	0.7	0.8	0.7	0.7	0.8	0.8	0.9
5.3 Perkhidmatan kerajaan Government services	32.2	33.2	34.1	35.1	36.0	36.7	36.9	36.9
Jumlah SMB Total NKS	100.0	100.0	100.0	100.0	100.0	100.0	100.0	100.0
D. Pembahagian Peratus Pembuatan D. Percentage Share to Manufacturing								
3. Pembuatan Manufacturing								
3.1 Makanan, minuman dan tembakau Food, beverages and tobacco	9.6	9.6	9.6	9.9	9.9	9.9	10.0	10.0
3.2 Produk tekstil, kulit, kayu, kertas, cetakan dan terbitan Textiles, leather, wood, paper products, printing and publishing	18.9	18.2	17.7	16.7	16.5	15.7	14.6	13.5
3.3 Produk petroleum, kimia, getah dan plastik Petroleum, chemicals, rubber and plastic products	16.4	17.2	18.6	20.0	20.7	21.3	22.3	24.6
3.4 Produk mineral bukan logam, logam asas dan produk logam yang direka Non-metallic mineral products, basic metal and fabricated metal products	11.7	11.7	11.3	11.9	12.1	12.4	12.4	12.1
3.5 Elektrik dan elektronik Electrical and electronic	33.8	33.8	33.3	32.2	31.1	31.6	31.9	31.2
3.6 Kelengkapan pengangkutan dan pembuatan lain Transport equipment and other manufactures	9.6	9.6	9.6	9.2	9.5	9.2	8.8	8.6
Jumlah Pembuatan Total Manufacturing	100.0	100.0	100.0	100.0	100.0	100.0	100.0	100.0
E. Pembahagian Peratus Perkhidmatan E. Percentage Share to Services								
5. Perkhidmatan Services								
5.1 Perkhidmatan perantara Intermediate services	47.2	46.4	45.5	44.6	43.8	43.1	42.7	42.5
5.1.1 Pengangkutan, penyimpanan dan komunikasi Transport, storage and communication	21.6	20.7	19.8	18.9	18.4	17.9	17.5	17.1
5.1.2 Kewangan, insurans, hartanah dan perkhidmatan perniagaan Finance, insurance, real estate and business services	25.7	25.7	25.8	25.7	25.5	25.2	25.2	25.4
5.2 Perkhidmatan akhir Final services	16.5	16.2	16.1	16.0	15.8	15.7	15.8	15.9
5.2.1 Utiliti Utilities	12.2	11.7	11.4	11.0	10.7	10.3	10.0	9.8
5.2.2 Perdagangan borong dan runcit, penginapan dan restoran Wholesale and retail trade, accommodation and restaurants	3.5	3.7	3.9	4.1	4.3	4.5	4.8	5.1
5.2.3 Perkhidmatan-perkhidmatan lain Other services	0.8	0.8	0.8	0.8	0.8	0.9	0.9	1.0
5.3 Perkhidmatan kerajaan Government services	36.3	37.4	38.3	39.5	40.4	41.2	41.5	41.6
Jumlah Perkhidmatan Total Services	100.0	100.0	100.0	100.0	100.0	100.0	100.0	100.0

Jenis Aktiviti Ekonomi Kind of Economic Activity	2005	2006	2007	2008	2009	2010	2011 ^e	2012 ^p
A. Nilai Akhir Tahun (RM Juta) A. End Year Value (RM Million)								
1. Pertanian <i>Agriculture</i>	850	917	1,021	1,122	1,155	1,291	1,446	1,662
2. Perlombongan dan kuari <i>Mining and quarrying</i>	162	114	75	48	29	202	170	145
3. Pembuatan <i>Manufacturing</i>	4,411	3,621	3,110	2,900	2,536	2,363	2,600	2,793
3.1 Makanan, minuman dan tembakau <i>Food, beverages and tobacco</i>	642	541	464	484	444	425	480	508
3.2 Produk tekstil, kulit, kayu, kertas, cetakan dan terbitan <i>Textiles, leather, wood, paper products, printing and publishing</i>	1,067	840	666	567	460	428	546	576
3.3 Produk petroleum, kimia, getah dan plastik <i>Petroleum, chemicals, rubber and plastic products</i>	771	634	531	481	428	408	436	536
3.4 Produk mineral bukan logam, logam asas dan produk logam yang direka <i>Non-metallic mineral products, basic metal and fabricated metal products</i>	726	599	632	644	607	573	567	579
3.5 Elektrik dan elektronik <i>Electrical and electronic</i>	564	507	437	390	302	286	349	367
3.6 Kelengkapan pengangkutan dan pembuatan lain <i>Transport equipment and other manufactures</i>	641	499	379	333	296	243	223	228
4. Pembinaan <i>Construction</i>	1,190	1,309	1,729	1,624	1,701	1,955	2,192	2,496
5. Perkhidmatan <i>Services</i>	29,631	35,244	42,321	46,806	50,448	57,800	62,663	71,157
5.1 Perkhidmatan perantara <i>Intermediate services</i>	23,760	28,747	35,521	39,019	42,438	48,832	52,570	58,605
5.1.1 Pengangkutan, penyimpanan dan komunikasi <i>Transport, storage and communication</i>	22,586	27,561	34,401	37,624	41,197	47,318	50,696	56,048
5.1.2 Kewangan, insurans, hartanah dan perkhidmatan perniagaan <i>Finance, insurance, real estate and business services</i>	1,175	1,186	1,120	1,395	1,241	1,515	1,874	2,556
5.2 Perkhidmatan akhir <i>Final services</i>	3,283	4,088	4,424	5,119	5,522	6,481	7,343	8,550
5.2.1 Utiliti <i>Utilities</i>	711	846	498	384	292	253	225	230
5.2.2 Perdagangan borong dan runcit, penginapan dan restoran <i>Wholesale and retail trade, accommodation and restaurants</i>	1,906	2,704	3,513	4,366	4,912	5,773	6,541	7,581
5.2.3 Perkhidmatan-perkhidmatan lain <i>Other services</i>	665	537	413	370	317	456	577	739
5.3 Perkhidmatan kerajaan <i>Government services</i>	2,587	2,409	2,375	2,667	2,488	2,486	2,750	4,002
Jumlah SMB <i>Total NKS</i>	36,244	41,205	48,256	52,500	55,869	63,611	69,071	78,254
B. Perubahan Peratusan Tahunan B. Annual Percentage Change								
1. Pertanian <i>Agriculture</i>	-7.5	8.0	11.3	9.8	3.0	11.8	12.0	14.9
2. Perlombongan dan kuari <i>Mining and quarrying</i>	-25.0	-29.5	-34.2	-36.4	-39.6	597.3	-15.8	-14.7
3. Pembuatan <i>Manufacturing</i>	-16.3	-17.9	-14.1	-6.7	-12.6	-6.8	10.0	7.4
3.1 Makanan, minuman dan tembakau <i>Food, beverages and tobacco</i>	-10.0	-15.7	-14.2	4.3	-8.3	-4.3	12.9	5.8
3.2 Produk tekstil, kulit, kayu, kertas, cetakan dan terbitan <i>Textiles, leather, wood, paper products, printing and publishing</i>	-19.6	-21.3	-20.7	-14.8	-19.0	-6.8	27.6	5.4
3.3 Produk petroleum, kimia, getah dan plastik <i>Petroleum, chemicals, rubber and plastic products</i>	-13.2	-17.8	-16.3	-9.4	-11.1	-4.5	6.7	23.1
3.4 Produk mineral bukan logam, logam asas dan produk logam yang direka <i>Non-metallic mineral products, basic metal and fabricated metal products</i>	-15.0	-17.5	5.4	1.9	-5.8	-5.6	-1.0	2.0
3.5 Elektrik dan elektronik <i>Electrical and electronic</i>	-17.3	-10.1	-13.8	-10.8	-22.5	-5.4	21.9	5.3
3.6 Kelengkapan pengangkutan dan pembuatan lain <i>Transport equipment and other manufactures</i>	-20.5	-22.1	-24.0	-12.2	-11.2	-18.0	-8.2	2.5
4. Pembinaan <i>Construction</i>	-9.3	10.0	32.1	-6.1	4.7	14.9	12.1	13.9
5. Perkhidmatan <i>Services</i>	4.0	18.9	20.1	10.6	7.8	14.6	8.4	13.6
5.1 Perkhidmatan perantara <i>Intermediate services</i>	5.2	21.0	23.6	9.8	8.8	15.1	7.7	11.5
5.1.1 Pengangkutan, penyimpanan dan komunikasi <i>Transport, storage and communication</i>	3.6	22.0	24.8	9.4	9.5	14.9	7.1	10.6
5.1.2 Kewangan, insurans, hartanah dan perkhidmatan perniagaan <i>Finance, insurance, real estate and business services</i>	49.6	1.0	-5.6	24.5	-11.0	22.0	23.7	36.4
5.2 Perkhidmatan akhir <i>Final services</i>	16.6	24.5	8.2	15.7	7.9	17.4	13.3	16.4
5.2.1 Utiliti <i>Utilities</i>	-16.3	18.9	-41.2	-22.8	-23.9	-13.7	-11.0	2.4
5.2.2 Perdagangan borong dan runcit, penginapan dan restoran <i>Wholesale and retail trade, accommodation and restaurants</i>	58.2	41.9	29.9	24.3	12.5	17.5	13.3	15.9
5.2.3 Perkhidmatan-perkhidmatan lain <i>Other services</i>	-12.6	-19.3	-23.1	-10.6	-14.1	43.8	26.5	28.1
5.3 Perkhidmatan kerajaan <i>Government services</i>	-16.4	-6.9	-1.4	12.3	-6.7	-0.1	10.6	45.5
Jumlah SMB <i>Total NKS</i>	0.1	13.7	17.1	8.8	6.4	13.9	8.6	13.3

Jenis Aktiviti Ekonomi Kind of Economic Activity	2005	2006	2007	2008	2009	2010	2011 ^e	2012 ^p
C. Pembahagian Peratus SMB C. Percentage Share of NKS								
1. Pertanian Agriculture	2.3	2.2	2.1	2.1	2.1	2.0	2.1	2.1
2. Perlombongan dan kuari Mining and quarrying	0.4	0.3	0.2	0.1	0.1	0.3	0.2	0.2
3. Pembuatan Manufacturing	12.2	8.8	6.4	5.5	4.5	3.7	3.8	3.6
3.1 Makanan, minuman dan tembakau Food, beverages and tobacco	1.8	1.3	1.0	0.9	0.8	0.7	0.7	0.6
3.2 Produk tekstil, kulit, kayu, kertas, cetakan dan terbitan Textiles, leather, wood, paper products, printing and publishing	2.9	2.0	1.4	1.1	0.8	0.7	0.8	0.7
3.3 Produk petroleum, kimia, getah dan plastik Petroleum, chemicals, rubber and plastic products	2.1	1.5	1.1	0.9	0.8	0.6	0.6	0.7
3.4 Produk mineral bukan logam, logam asas dan produk logam yang direka Non-metallic mineral products, basic metal and fabricated metal products	2.0	1.5	1.3	1.2	1.1	0.9	0.8	0.7
3.5 Elektrik dan elektronik Electrical and electronic	1.6	1.2	0.9	0.7	0.5	0.4	0.5	0.5
3.6 Kelengkapan pengangkutan dan pembuatan lain Transport equipment and other manufactures	1.8	1.2	0.8	0.6	0.5	0.4	0.3	0.3
4. Pembinaan Construction	3.3	3.2	3.6	3.1	3.0	3.1	3.2	3.2
5. Perkhidmatan Services	81.8	85.5	87.7	89.2	90.3	90.9	90.7	90.9
5.1 Perkhidmatan perantara Intermediate services	65.6	69.8	73.6	74.3	76.0	76.8	76.1	74.9
5.1.1 Pengangkutan, penyimpanan dan komunikasi Transport, storage and communication	62.3	66.9	71.3	71.7	73.7	74.4	73.4	71.6
5.1.2 Kewangan, insurans, hartanah dan perkhidmatan perniagaan Finance, insurance, real estate and business services	3.2	2.9	2.3	2.7	2.2	2.4	2.7	3.3
5.2 Perkhidmatan akhir Final services	9.1	9.9	9.2	9.8	9.9	10.2	10.6	10.9
5.2.1 Utiliti Utilities	2.0	2.1	1.0	0.7	0.5	0.4	0.3	0.3
5.2.2 Perdagangan borong dan runcit, penginapan dan restoran Wholesale and retail trade, accommodation and restaurants	5.3	6.6	7.3	8.3	8.8	9.1	9.5	9.7
5.2.3 Perkhidmatan-perkhidmatan lain Other services	1.8	1.3	0.9	0.7	0.6	0.7	0.8	0.9
5.3 Perkhidmatan kerajaan Government services	7.1	5.8	4.9	5.1	4.5	3.9	4.0	5.1
Jumlah SMB Total NKS	100.0	100.0	100.0	100.0	100.0	100.0	100.0	100.0
D. Pembahagian Peratus Pembuatan D. Percentage Share to Manufacturing								
3. Pembuatan Manufacturing								
3.1 Makanan, minuman dan tembakau Food, beverages and tobacco	14.5	14.9	14.9	16.7	17.5	18.0	18.5	18.2
3.2 Produk tekstil, kulit, kayu, kertas, cetakan dan terbitan Textiles, leather, wood, paper products, printing and publishing	24.2	23.2	21.4	19.6	18.1	18.1	21.0	20.6
3.3 Produk petroleum, kimia, getah dan plastik Petroleum, chemicals, rubber and plastic products	17.5	17.5	17.1	16.6	16.9	17.3	16.8	19.2
3.4 Produk mineral bukan logam, logam asas dan produk logam yang direka Non-metallic mineral products, basic metal and fabricated metal products	16.5	16.6	20.3	22.2	23.9	24.2	21.8	20.7
3.5 Elektrik dan elektronik Electrical and electronic	12.8	14.0	14.0	13.4	11.9	12.1	13.4	13.1
3.6 Kelengkapan pengangkutan dan pembuatan lain Transport equipment and other manufactures	14.5	13.8	12.2	11.5	11.7	10.3	8.6	8.2
Jumlah Pembuatan Total Manufacturing	100.0	100.0	100.0	100.0	100.0	100.0	100.0	100.0
E. Pembahagian Peratus Perkhidmatan E. Percentage Share to Services								
5. Perkhidmatan Services								
5.1 Perkhidmatan perantara Intermediate services	80.2	81.6	83.9	83.4	84.1	84.5	83.9	82.4
5.1.1 Pengangkutan, penyimpanan dan komunikasi Transport, storage and communication	76.2	78.2	81.3	80.4	81.7	81.9	80.9	78.8
5.1.2 Kewangan, insurans, hartanah dan perkhidmatan perniagaan Finance, insurance, real estate and business services	4.0	3.4	2.6	3.0	2.5	2.6	3.0	3.6
5.2 Perkhidmatan akhir Final services	11.1	11.6	10.5	10.9	10.9	11.2	11.7	12.0
5.2.1 Utiliti Utilities	2.4	2.4	1.2	0.8	0.6	0.4	0.4	0.3
5.2.2 Perdagangan borong dan runcit, penginapan dan restoran Wholesale and retail trade, accommodation and restaurants	6.4	7.7	8.3	9.3	9.7	10.0	10.4	10.7
5.2.3 Perkhidmatan-perkhidmatan lain Other services	2.2	1.5	1.0	0.8	0.6	0.8	0.9	1.0
5.3 Perkhidmatan kerajaan Government services	8.7	6.8	5.6	5.7	4.9	4.3	4.4	5.6
Jumlah Perkhidmatan Total Services	100.0	100.0	100.0	100.0	100.0	100.0	100.0	100.0

Jenis Aktiviti Ekonomi Kind of Economic Activity	2005	2006	2007	2008	2009	2010	2011 ^e	2012 ^p
A. Nilai Akhir Tahun (RM Juta) A. End Year Value (RM Million)								
1. Pertanian <i>Agriculture</i>	2,738	2,709	2,870	3,050	3,268	3,269	3,370	3,548
2. Perlombongan dan kuari <i>Mining and quarrying</i>	6,275	5,538	6,497	9,385	13,298	18,908	23,911	32,293
3. Pembuatan <i>Manufacturing</i>	91,711	92,857	88,773	87,875	80,627	80,612	83,033	87,687
3.1 Makanan, minuman dan tembakau <i>Food, beverages and tobacco</i>	5,641	5,829	6,079	6,610	7,278	7,720	8,518	9,832
3.2 Produk tekstil, kulit, kayu, kertas, cetakan dan terbitan <i>Textiles, leather, wood, paper products, printing and publishing</i>	9,173	8,714	8,308	8,319	7,464	7,057	7,034	7,787
3.3 Produk petroleum, kimia, getah dan plastik <i>Petroleum, chemicals, rubber and plastic products</i>	23,579	23,417	23,418	24,089	21,441	22,007	22,269	25,092
3.4 Produk mineral bukan logam, logam asas dan produk logam yang direka <i>Non-metallic mineral products, basic metal and fabricated metal products</i>	9,094	8,535	8,017	8,624	8,397	9,533	10,610	10,742
3.5 Elektrik dan elektronik <i>Electrical and electronic</i>	37,687	39,618	36,432	33,865	29,551	27,891	28,017	26,982
3.6 Kelengkapan pengangkutan dan pembuatan lain <i>Transport equipment and other manufactures</i>	6,537	6,745	6,519	6,368	6,495	6,404	6,586	7,252
4. Pembinaan <i>Construction</i>	1,692	2,088	2,608	3,133	3,297	3,724	4,281	4,956
5. Perkhidmatan <i>Services</i>	53,449	60,875	71,989	76,475	79,365	78,254	79,722	80,240
5.1 Perkhidmatan perantara <i>Intermediate services</i>	12,895	15,056	19,272	19,946	21,626	21,242	23,032	25,306
5.1.1 Pengangkutan, penyimpanan dan komunikasi <i>Transport, storage and communication</i>	9,648	11,129	14,794	14,642	16,174	16,299	18,127	20,098
5.1.2 Kewangan, insurans, hartanah dan perkhidmatan perniagaan <i>Finance, insurance, real estate and business services</i>	3,247	3,927	4,478	5,304	5,452	4,943	4,905	5,208
5.2 Perkhidmatan akhir <i>Final services</i>	11,432	14,975	20,008	23,189	25,448	26,107	27,068	27,907
5.2.1 Utiliti <i>Utilities</i>	6,999	9,425	13,109	14,773	15,514	15,919	16,565	16,939
5.2.2 Perdagangan borong dan runcit, penginapan dan restoran <i>Wholesale and retail trade, accommodation and restaurants</i>	2,766	3,610	4,467	5,447	6,176	6,134	6,138	6,276
5.2.3 Perkhidmatan-perkhidmatan lain <i>Other services</i>	1,667	1,939	2,431	2,969	3,758	4,053	4,364	4,692
5.3 Perkhidmatan kerajaan <i>Government services</i>	29,123	30,844	32,709	33,340	32,292	30,905	29,623	27,027
Jumlah SMB <i>Total NKS</i>	155,865	164,066	172,737	179,918	179,855	184,767	194,318	208,725
B. Perubahan Peratusan Tahunan B. Annual Percentage Change								
1. Pertanian <i>Agriculture</i>	0.1	-1.1	6.0	6.3	7.1	0.0	3.1	5.3
2. Perlombongan dan kuari <i>Mining and quarrying</i>	6.8	-11.7	17.3	44.5	41.7	42.2	26.5	35.1
3. Pembuatan <i>Manufacturing</i>	1.0	1.2	-4.4	-1.0	-8.2	0.0	3.0	5.6
3.1 Makanan, minuman dan tembakau <i>Food, beverages and tobacco</i>	11.3	3.3	4.3	8.7	10.1	6.1	10.3	15.4
3.2 Produk tekstil, kulit, kayu, kertas, cetakan dan terbitan <i>Textiles, leather, wood, paper products, printing and publishing</i>	-0.7	-5.0	-4.7	0.1	-10.3	-5.4	-0.3	10.7
3.3 Produk petroleum, kimia, getah dan plastik <i>Petroleum, chemicals, rubber and plastic products</i>	-7.3	-0.7	0.0	2.9	-11.0	2.6	1.2	12.7
3.4 Produk mineral bukan logam, logam asas dan produk logam yang direka <i>Non-metallic mineral products, basic metal and fabricated metal products</i>	8.2	-6.1	-6.1	7.6	-2.6	13.5	11.3	1.2
3.5 Elektrik dan elektronik <i>Electrical and electronic</i>	3.7	5.1	-8.0	-7.0	-12.7	-5.6	0.4	-3.7
3.6 Kelengkapan pengangkutan dan pembuatan lain <i>Transport equipment and other manufactures</i>	3.9	3.2	-3.3	-2.3	2.0	-1.4	2.8	10.1
4. Pembinaan <i>Construction</i>	-3.0	23.4	24.9	20.1	5.2	13.0	15.0	15.8
5. Perkhidmatan <i>Services</i>	28.9	13.9	18.3	6.2	3.8	-1.4	1.9	0.7
5.1 Perkhidmatan perantara <i>Intermediate services</i>	63.7	16.8	28.0	3.5	8.4	-1.8	8.4	9.9
5.1.1 Pengangkutan, penyimpanan dan komunikasi <i>Transport, storage and communication</i>	80.3	15.4	32.9	-1.0	10.5	0.8	11.2	10.9
5.1.2 Kewangan, insurans, hartanah dan perkhidmatan perniagaan <i>Finance, insurance, real estate and business services</i>	28.5	21.0	14.0	18.4	2.8	-9.3	-0.8	6.2
5.2 Perkhidmatan akhir <i>Final services</i>	112.7	31.0	33.6	15.9	9.7	2.6	3.7	3.1
5.2.1 Utiliti <i>Utilities</i>	128.6	34.7	39.1	12.7	5.0	2.6	4.1	2.3
5.2.2 Perdagangan borong dan runcit, penginapan dan restoran <i>Wholesale and retail trade, accommodation and restaurants</i>	89.3	30.5	23.7	21.9	13.4	-0.7	0.1	2.2
5.2.3 Perkhidmatan-perkhidmatan lain <i>Other services</i>	95.9	16.3	25.4	22.1	26.6	7.9	7.7	7.5
5.3 Perkhidmatan kerajaan <i>Government services</i>	3.3	5.9	6.0	1.9	-3.1	-4.3	-4.1	-8.8
Jumlah SMB <i>Total NKS</i>	9.3	5.3	5.3	4.2	0.0	2.7	5.2	7.4

Jenis Aktiviti Ekonomi Kind of Economic Activity	2005	2006	2007	2008	2009	2010	2011 ^e	2012 ^p
C. Pembahagian Peratus SMB C. Percentage Share of NKS								
1. Pertanian Agriculture	1.8	1.7	1.7	1.7	1.8	1.8	1.7	1.7
2. Perlombongan dan kuari Mining and quarrying	4.0	3.4	3.8	5.2	7.4	10.2	12.3	15.5
3. Pembuatan Manufacturing	58.8	56.6	51.4	48.8	44.8	43.6	42.7	42.0
3.1 Makanan, minuman dan tembakau Food, beverages and tobacco	3.6	3.6	3.5	3.7	4.0	4.2	4.4	4.7
3.2 Produk tekstil, kulit, kayu, kertas, cetakan dan terbitan Textiles, leather, wood, paper products, printing and publishing	5.9	5.3	4.8	4.6	4.1	3.8	3.6	3.7
3.3 Produk petroleum, kimia, getah dan plastik Petroleum, chemicals, rubber and plastic products	15.1	14.3	13.6	13.4	11.9	11.9	11.5	12.0
3.4 Produk mineral bukan logam, logam asas dan produk logam yang direka Non-metallic mineral products, basic metal and fabricated metal products	5.8	5.2	4.6	4.8	4.7	5.2	5.5	5.1
3.5 Elektrik dan elektronik Electrical and electronic	24.2	24.1	21.1	18.8	16.4	15.1	14.4	12.9
3.6 Kelengkapan pengangkutan dan pembuatan lain Transport equipment and other manufactures	4.2	4.1	3.8	3.5	3.6	3.5	3.4	3.5
4. Pembinaan Construction	1.1	1.3	1.5	1.7	1.8	2.0	2.2	2.4
5. Perkhidmatan Services	34.3	37.1	41.7	42.5	44.1	42.4	41.0	38.4
5.1 Perkhidmatan perantara Intermediate services	8.3	9.2	11.2	11.1	12.0	11.5	11.9	12.1
5.1.1 Pengangkutan, penyimpanan dan komunikasi Transport, storage and communication	6.2	6.8	8.6	8.1	9.0	8.8	9.3	9.6
5.1.2 Kewangan, insurans, hartanah dan perkhidmatan perniagaan Finance, insurance, real estate and business services	2.1	2.4	2.6	2.9	3.0	2.7	2.5	2.5
5.2 Perkhidmatan akhir Final services	7.3	9.1	11.6	12.9	14.1	14.1	13.9	13.4
5.2.1 Utiliti Utilities	4.5	5.7	7.6	8.2	8.6	8.6	8.5	8.1
5.2.2 Perdagangan borong dan runcit, penginapan dan restoran Wholesale and retail trade, accommodation and restaurants	1.8	2.2	2.6	3.0	3.4	3.3	3.2	3.0
5.2.3 Perkhidmatan-perkhidmatan lain Other services	1.1	1.2	1.4	1.7	2.1	2.2	2.2	2.2
5.3 Perkhidmatan kerajaan Government services	18.7	18.8	18.9	18.5	18.0	16.7	15.2	12.9
Jumlah SMB Total NKS	100.0	100.0	100.0	100.0	100.0	100.0	100.0	100.0
D. Pembahagian Peratus Pembuatan D. Percentage Share to Manufacturing								
3. Pembuatan Manufacturing								
3.1 Makanan, minuman dan tembakau Food, beverages and tobacco	6.2	6.3	6.8	7.5	9.0	9.6	10.3	11.2
3.2 Produk tekstil, kulit, kayu, kertas, cetakan dan terbitan Textiles, leather, wood, paper products, printing and publishing	10.0	9.4	9.4	9.5	9.3	8.8	8.5	8.9
3.3 Produk petroleum, kimia, getah dan plastik Petroleum, chemicals, rubber and plastic products	25.7	25.2	26.4	27.4	26.6	27.3	26.8	28.6
3.4 Produk mineral bukan logam, logam asas dan produk logam yang direka Non-metallic mineral products, basic metal and fabricated metal products	9.9	9.2	9.0	9.8	10.4	11.8	12.8	12.2
3.5 Elektrik dan elektronik Electrical and electronic	41.1	42.7	41.0	38.5	36.7	34.6	33.7	30.8
3.6 Kelengkapan pengangkutan dan pembuatan lain Transport equipment and other manufactures	7.1	7.3	7.3	7.2	8.1	7.9	7.9	8.3
Jumlah Pembuatan Total Manufacturing	100.0	100.0	100.0	100.0	100.0	100.0	100.0	100.0
E. Pembahagian Peratus Perkhidmatan E. Percentage Share to Services								
5. Perkhidmatan Services								
5.1 Perkhidmatan perantara Intermediate services	24.1	24.7	26.8	26.1	27.2	27.1	28.9	31.5
5.1.1 Pengangkutan, penyimpanan dan komunikasi Transport, storage and communication	18.1	18.3	20.6	19.1	20.4	20.8	22.7	25.0
5.1.2 Kewangan, insurans, hartanah dan perkhidmatan perniagaan Finance, insurance, real estate and business services	6.1	6.5	6.2	6.9	6.9	6.3	6.2	6.5
5.2 Perkhidmatan akhir Final services	21.4	24.6	27.8	30.3	32.1	33.4	34.0	34.8
5.2.1 Utiliti Utilities	13.1	15.5	18.2	19.3	19.5	20.3	20.8	21.1
5.2.2 Perdagangan borong dan runcit, penginapan dan restoran Wholesale and retail trade, accommodation and restaurants	5.2	5.9	6.2	7.1	7.8	7.8	7.7	7.8
5.2.3 Perkhidmatan-perkhidmatan lain Other services	3.1	3.2	3.4	3.9	4.7	5.2	5.5	5.8
5.3 Perkhidmatan kerajaan Government services	54.5	50.7	45.4	43.6	40.7	39.5	37.2	33.7
Jumlah Perkhidmatan Total Services	100.0	100.0	100.0	100.0	100.0	100.0	100.0	100.0

Jenis Aktiviti Ekonomi Kind of Economic Activity	2005	2006	2007	2008	2009	2010	2011 ^e	2012 ^p
A. Nilai Akhir Tahun (RM Juta) A. End Year Value (RM Million)								
1. Pertanian <i>Agriculture</i>	9,393	9,785	10,592	11,328	12,145	13,039	14,036	15,142
2. Perlombongan dan kuari <i>Mining and quarrying</i>	83,627	92,980	104,823	116,760	128,153	138,468	149,343	168,611
3. Pembuatan <i>Manufacturing</i>	6,655	8,016	9,516	10,953	12,056	14,387	16,262	17,794
3.1 Makanan, minuman dan tembakau <i>Food, beverages and tobacco</i>	185	215	261	327	379	435	478	513
3.2 Produk tekstil, kulit, kayu, kertas, cetakan dan terbitan <i>Textiles, leather, wood, paper products, printing and publishing</i>	92	120	134	152	165	204	235	261
3.3 Produk petroleum, kimia, getah dan plastik <i>Petroleum, chemicals, rubber and plastic products</i>	1,151	1,205	1,223	1,237	1,230	1,611	1,926	2,192
3.4 Produk mineral bukan logam, logam asas dan produk logam yang direka <i>Non-metallic mineral products, basic metal and fabricated metal products</i>	142	186	203	246	280	435	568	682
3.5 Elektrik dan elektronik <i>Electrical and electronic</i>	4,446	5,453	6,897	8,072	8,988	10,383	11,481	12,358
3.6 Kelengkapan pengangkutan dan pembuatan lain <i>Transport equipment and other manufactures</i>	638	837	799	920	1,013	1,319	1,573	1,787
4. Pembinaan <i>Construction</i>	63	81	99	116	130	150	166	179
5. Perkhidmatan <i>Services</i>	4,838	5,802	7,037	8,738	10,125	10,957	11,638	12,731
5.1 Perkhidmatan perantara <i>Intermediate services</i>	889	1,241	1,499	1,747	1,939	2,211	2,422	2,588
5.1.1 Pengangkutan, penyimpanan dan komunikasi <i>Transport, storage and communication</i>	667	957	1,152	1,339	1,484	1,321	1,158	997
5.1.2 Kewangan, insurans, hartanah dan perkhidmatan perniagaan <i>Finance, insurance, real estate and business services</i>	222	284	347	407	455	890	1,265	1,591
5.2 Perkhidmatan akhir <i>Final services</i>	2,062	2,132	2,347	3,222	3,933	4,726	5,417	6,177
5.2.1 Utiliti <i>Utilities</i>	265	368	474	575	656	639	614	586
5.2.2 Perdagangan borong dan runcit, penginapan dan restoran <i>Wholesale and retail trade, accommodation and restaurants</i>	40	52	63	74	83	95	105	113
5.2.3 Perkhidmatan-perkhidmatan lain <i>Other services</i>	1,756	1,712	1,810	2,572	3,194	3,992	4,697	5,478
5.3 Perkhidmatan kerajaan <i>Government services</i>	1,887	2,429	3,190	3,770	4,252	4,020	3,799	3,966
Jumlah SMB <i>Total NKS</i>	104,576	116,664	132,067	147,895	162,609	177,001	191,445	214,458
B. Perubahan Peratusan Tahunan B. Annual Percentage Change								
1. Pertanian <i>Agriculture</i>	2.6	4.2	8.2	6.9	7.2	7.4	7.6	7.9
2. Perlombongan dan kuari <i>Mining and quarrying</i>	9.7	11.2	12.7	11.4	9.8	8.0	7.9	12.9
3. Pembuatan <i>Manufacturing</i>	27.6	20.4	18.7	15.1	10.1	19.3	13.0	9.4
3.1 Makanan, minuman dan tembakau <i>Food, beverages and tobacco</i>	2.7	15.8	21.6	25.1	16.2	14.6	10.0	7.2
3.2 Produk tekstil, kulit, kayu, kertas, cetakan dan terbitan <i>Textiles, leather, wood, paper products, printing and publishing</i>	31.8	30.1	11.4	13.4	8.9	23.2	15.4	11.0
3.3 Produk petroleum, kimia, getah dan plastik <i>Petroleum, chemicals, rubber and plastic products</i>	169.8	4.6	1.5	1.2	-0.5	30.9	19.6	13.8
3.4 Produk mineral bukan logam, logam asas dan produk logam yang direka <i>Non-metallic mineral products, basic metal and fabricated metal products</i>	10.6	30.7	8.8	21.2	13.9	55.6	30.4	20.1
3.5 Elektrik dan elektronik <i>Electrical and electronic</i>	12.0	22.7	26.5	17.0	11.3	15.5	10.6	7.6
3.6 Kelengkapan pengangkutan dan pembuatan lain <i>Transport equipment and other manufactures</i>	45.4	31.1	-4.5	15.2	10.1	30.2	19.3	13.6
4. Pembinaan <i>Construction</i>	10.2	27.7	22.2	17.5	11.6	15.8	10.7	7.8
5. Perkhidmatan <i>Services</i>	11.4	19.9	21.3	24.2	15.9	8.2	6.2	9.4
5.1 Perkhidmatan perantara <i>Intermediate services</i>	4.5	39.6	20.8	16.5	11.0	14.0	9.6	6.9
5.1.1 Pengangkutan, penyimpanan dan komunikasi <i>Transport, storage and communication</i>	2.8	43.5	20.4	16.2	10.8	-11.0	-12.4	-13.8
5.1.2 Kewangan, insurans, hartanah dan perkhidmatan perniagaan <i>Finance, insurance, real estate and business services</i>	10.2	27.7	22.2	17.5	11.6	95.7	42.1	25.8
5.2 Perkhidmatan akhir <i>Final services</i>	-0.3	3.4	10.1	37.3	22.1	20.2	14.6	14.0
5.2.1 Utiliti <i>Utilities</i>	-12.2	38.8	28.6	21.4	14.1	-2.7	-3.8	-4.6
5.2.2 Perdagangan borong dan runcit, penginapan dan restoran <i>Wholesale and retail trade, accommodation and restaurants</i>	10.2	27.7	22.2	17.5	11.6	15.3	10.4	7.5
5.2.3 Perkhidmatan-perkhidmatan lain <i>Other services</i>	1.6	-2.5	5.8	42.1	24.2	25.0	17.7	16.6
5.3 Perkhidmatan kerajaan <i>Government services</i>	32.5	28.7	31.3	18.2	12.8	-5.5	-5.5	4.4
Jumlah SMB <i>Total NKS</i>	10.1	11.6	13.2	12.0	9.9	8.9	8.2	12.0

Jenis Aktiviti Ekonomi Kind of Economic Activity	2005	2006	2007	2008	2009	2010	2011 ^e	2012 ^p
C. Pembahagian Peratus SMB C. Percentage Share of NKS								
1. Pertanian Agriculture	9.0	8.4	8.0	7.7	7.5	7.4	7.3	7.1
2. Perlombongan dan kuari Mining and quarrying	80.0	79.7	79.4	78.9	78.8	78.2	78.0	78.6
3. Pembuatan Manufacturing	6.4	6.9	7.2	7.4	7.4	8.1	8.5	8.3
3.1 Makanan, minuman dan tembakau Food, beverages and tobacco	0.2	0.2	0.2	0.2	0.2	0.2	0.2	0.2
3.2 Produk tekstil, kulit, kayu, kertas, cetakan dan terbitan Textiles, leather, wood, paper products, printing and publishing	0.1	0.1	0.1	0.1	0.1	0.1	0.1	0.1
3.3 Produk petroleum, kimia, getah dan plastik Petroleum, chemicals, rubber and plastic products	1.1	1.0	0.9	0.8	0.8	0.9	1.0	1.0
3.4 Produk mineral bukan logam, logam asas dan produk logam yang direka Non-metallic mineral products, basic metal and fabricated metal products	0.1	0.2	0.2	0.2	0.2	0.2	0.3	0.3
3.5 Elektrik dan elektronik Electrical and electronic	4.3	4.7	5.2	5.5	5.5	5.9	6.0	5.8
3.6 Kelengkapan pengangkutan dan pembuatan lain Transport equipment and other manufactures	0.6	0.7	0.6	0.6	0.6	0.7	0.8	0.8
4. Pembinaan Construction	0.1	0.1	0.1	0.1	0.1	0.1	0.1	0.1
5. Perkhidmatan Services	4.6	5.0	5.3	5.9	6.2	6.2	6.1	5.9
5.1 Perkhidmatan perantara Intermediate services	0.9	1.1	1.1	1.2	1.2	1.2	1.3	1.2
5.1.1 Pengangkutan, penyimpanan dan komunikasi Transport, storage and communication	0.6	0.8	0.9	0.9	0.9	0.7	0.6	0.5
5.1.2 Kewangan, insurans, hartanah dan perkhidmatan perniagaan Finance, insurance, real estate and business services	0.2	0.2	0.3	0.3	0.3	0.5	0.7	0.7
5.2 Perkhidmatan akhir Final services	2.0	1.8	1.8	2.2	2.4	2.7	2.8	2.9
5.2.1 Utiliti Utilities	0.3	0.3	0.4	0.4	0.4	0.4	0.3	0.3
5.2.2 Perdagangan borong dan runcit, penginapan dan restoran Wholesale and retail trade, accommodation and restaurants	0.0	0.0	0.0	0.1	0.1	0.1	0.1	0.1
5.2.3 Perkhidmatan-perkhidmatan lain Other services	1.7	1.5	1.4	1.7	2.0	2.3	2.5	2.6
5.3 Perkhidmatan kerajaan Government services	1.8	2.1	2.4	2.5	2.6	2.3	2.0	1.8
Jumlah SMB Total NKS	100.0	100.0	100.0	100.0	100.0	100.0	100.0	100.0
D. Pembahagian Peratus Pembuatan D. Percentage Share to Manufacturing								
3. Pembuatan Manufacturing								
3.1 Makanan, minuman dan tembakau Food, beverages and tobacco	2.8	2.7	2.7	3.0	3.1	3.0	2.9	2.9
3.2 Produk tekstil, kulit, kayu, kertas, cetakan dan terbitan Textiles, leather, wood, paper products, printing and publishing	1.4	1.5	1.4	1.4	1.4	1.4	1.4	1.5
3.3 Produk petroleum, kimia, getah dan plastik Petroleum, chemicals, rubber and plastic products	17.3	15.0	12.8	11.3	10.2	11.2	11.8	12.3
3.4 Produk mineral bukan logam, logam asas dan produk logam yang direka Non-metallic mineral products, basic metal and fabricated metal products	2.1	2.3	2.1	2.2	2.3	3.0	3.5	3.8
3.5 Elektrik dan elektronik Electrical and electronic	66.8	68.0	72.5	73.7	74.6	72.2	70.6	69.5
3.6 Kelengkapan pengangkutan dan pembuatan lain Transport equipment and other manufactures	9.6	10.4	8.4	8.4	8.4	9.2	9.7	10.0
Jumlah Pembuatan Total Manufacturing	100.0	100.0	100.0	100.0	100.0	100.0	100.0	100.0
E. Pembahagian Peratus Perkhidmatan E. Percentage Share to Services								
5. Perkhidmatan Services								
5.1 Perkhidmatan perantara Intermediate services	18.4	21.4	21.3	20.0	19.2	20.2	20.8	20.3
5.1.1 Pengangkutan, penyimpanan dan komunikasi Transport, storage and communication	13.8	16.5	16.4	15.3	14.7	12.1	9.9	7.8
5.1.2 Kewangan, insurans, hartanah dan perkhidmatan perniagaan Finance, insurance, real estate and business services	4.6	4.9	4.9	4.7	4.5	8.1	10.9	12.5
5.2 Perkhidmatan akhir Final services	42.6	36.7	33.4	36.9	38.8	43.1	46.5	48.5
5.2.1 Utiliti Utilities	5.5	6.3	6.7	6.6	6.5	5.8	5.3	4.6
5.2.2 Perdagangan borong dan runcit, penginapan dan restoran Wholesale and retail trade, accommodation and restaurants	0.8	0.9	0.9	0.8	0.8	0.9	0.9	0.9
5.2.3 Perkhidmatan-perkhidmatan lain Other services	36.3	29.5	25.7	29.4	31.5	36.4	40.4	43.0
5.3 Perkhidmatan kerajaan Government services	39.0	41.9	45.3	43.1	42.0	36.7	32.6	31.1
Jumlah Perkhidmatan Total Services	100.0	100.0	100.0	100.0	100.0	100.0	100.0	100.0

Jadual 3.2.11
Table

SMP mengikut Jenis Aset dan Jenis Aktiviti Ekonomi pada Harga Malar 2005 - Struktur
PKS by Type of Assets and Kind of Economic Activity at Constant 2005 Price - Structures

Jenis Aktiviti Ekonomi Kind of Economic Activity	2005	2006	2007	2008	2009	2010	2011 ^e	2012 ^p
A. Nilai Akhir Tahun (RM Juta) A. End Year Value (RM Million)								
1. Pertanian Agriculture	15,089	15,096	15,102	15,136	15,135	15,288	15,636	16,194
2. Perlombongan dan kuari Mining and quarrying	7,464	7,345	7,201	7,059	6,916	6,816	6,769	6,698
3. Pembuatan Manufacturing	80,144	82,910	85,309	88,766	89,761	92,826	97,442	102,695
3.1 Makanan, minuman dan tembakau Food, beverages and tobacco	7,790	8,026	8,216	8,726	8,854	9,095	9,629	10,153
3.2 Produk tekstil, kulit, kayu, kertas, cetakan dan terbitan Textiles, leather, wood, paper products, printing and publishing	15,501	15,513	15,584	15,541	15,557	15,415	15,328	15,203
3.3 Produk petroleum, kimia, getah dan plastik Petroleum, chemicals, rubber and plastic products	13,954	14,931	16,296	17,891	18,560	19,609	21,323	24,322
3.4 Produk mineral bukan logam, logam asas dan produk logam yang direka Non-metallic mineral products, basic metal and fabricated metal products	9,525	9,834	9,861	10,692	10,961	11,478	12,065	12,455
3.5 Elektrik dan elektronik Electrical and electronic	26,163	27,090	27,611	28,079	27,669	29,011	30,699	31,894
3.6 Kelengkapan pengangkutan dan pembuatan lain Transport equipment and other manufactures	7,211	7,516	7,741	7,837	8,160	8,219	8,398	8,668
4. Pembinaan Construction	7,892	8,030	8,316	8,557	8,286	8,389	8,578	8,892
5. Perkhidmatan Services	836,694	860,146	883,827	909,146	935,759	962,995	986,682	1,021,462
5.1 Perkhidmatan perantara Intermediate services	402,673	407,979	412,717	417,038	423,308	429,902	436,880	450,310
5.1.1 Pengangkutan, penyimpanan dan komunikasi Transport, storage and communication	169,269	168,152	166,181	164,731	165,837	167,405	168,443	172,150
5.1.2 Kewangan, insurans, hartanah dan perkhidmatan perniagaan Finance, insurance, real estate and business services	233,404	239,827	246,536	252,307	257,472	262,497	268,436	278,160
5.2 Perkhidmatan akhir Final services	145,417	147,532	151,220	154,594	158,126	161,703	166,397	172,742
5.2.1 Utiliti Utilities	106,728	106,575	107,204	107,901	108,302	108,267	108,919	110,251
5.2.2 Perdagangan borong dan runcit, penginapan dan restoran Wholesale and retail trade, accommodation and restaurants	31,593	33,645	36,191	38,997	41,617	44,558	47,943	52,057
5.2.3 Perkhidmatan-perkhidmatan lain Other services	7,097	7,311	7,825	7,697	8,208	8,878	9,536	10,434
5.3 Perkhidmatan kerajaan Government services	288,603	304,635	319,890	337,513	354,324	371,390	383,405	398,410
Jumlah SMP Total PKS	947,281	973,526	999,755	1,028,664	1,055,857	1,086,314	1,115,108	1,155,940
B. Perubahan Peratusan Tahunan B. Annual Percentage Change								
1. Pertanian Agriculture	1.5	0.1	0.0	0.2	0.0	1.0	2.3	3.6
2. Perlombongan dan kuari Mining and quarrying	-1.6	-1.6	-2.0	-2.0	-2.0	-1.4	-0.7	-1.0
3. Pembuatan Manufacturing	4.9	3.5	2.9	4.1	1.1	3.4	5.0	5.4
3.1 Makanan, minuman dan tembakau Food, beverages and tobacco	6.2	3.0	2.4	6.2	1.5	2.7	5.9	5.4
3.2 Produk tekstil, kulit, kayu, kertas, cetakan dan terbitan Textiles, leather, wood, paper products, printing and publishing	1.7	0.1	0.5	-0.3	0.1	-0.9	-0.6	-0.8
3.3 Produk petroleum, kimia, getah dan plastik Petroleum, chemicals, rubber and plastic products	8.5	7.0	9.1	9.8	3.7	5.7	8.7	14.1
3.4 Produk mineral bukan logam, logam asas dan produk logam yang direka Non-metallic mineral products, basic metal and fabricated metal products	5.0	3.2	0.3	8.4	2.5	4.7	5.1	3.2
3.5 Elektrik dan elektronik Electrical and electronic	5.7	3.5	1.9	1.7	-1.5	4.8	5.8	3.9
3.6 Kelengkapan pengangkutan dan pembuatan lain Transport equipment and other manufactures	0.9	4.2	3.0	1.2	4.1	0.7	2.2	3.2
4. Pembinaan Construction	11.6	1.7	3.6	2.9	-3.2	1.2	2.2	3.7
5. Perkhidmatan Services	2.9	2.8	2.8	2.9	2.9	2.9	2.5	3.5
5.1 Perkhidmatan perantara Intermediate services	1.6	1.3	1.2	1.0	1.5	1.6	1.6	3.1
5.1.1 Pengangkutan, penyimpanan dan komunikasi Transport, storage and communication	-0.7	-0.7	-1.2	-0.9	0.7	0.9	0.6	2.2
5.1.2 Kewangan, insurans, hartanah dan perkhidmatan perniagaan Finance, insurance, real estate and business services	3.3	2.8	2.8	2.3	2.0	2.0	2.3	3.6
5.2 Perkhidmatan akhir Final services	3.1	1.5	2.5	2.2	2.3	2.3	2.9	3.8
5.2.1 Utiliti Utilities	2.0	-0.1	0.6	0.7	0.4	0.0	0.6	1.2
5.2.2 Perdagangan borong dan runcit, penginapan dan restoran Wholesale and retail trade, accommodation and restaurants	6.8	6.5	7.6	7.8	6.7	7.1	7.6	8.6
5.2.3 Perkhidmatan-perkhidmatan lain Other services	4.9	3.0	7.0	-1.6	6.6	8.2	7.4	9.4
5.3 Perkhidmatan kerajaan Government services	4.6	5.6	5.0	5.5	5.0	4.8	3.2	3.9
Jumlah SMP Total PKS	3.0	2.8	2.7	2.9	2.6	2.9	2.7	3.7

Jenis Aktiviti Ekonomi Kind of Economic Activity	2005	2006	2007	2008	2009	2010	2011 ^e	2012 ^p
C. Pembahagian Peratus SMP C. Percentage Share of PKS								
1. Pertanian Agriculture	1.6	1.6	1.5	1.5	1.4	1.4	1.4	1.4
2. Perlombongan dan kuari Mining and quarrying	0.8	0.8	0.7	0.7	0.7	0.6	0.6	0.6
3. Pembuatan Manufacturing	8.5	8.5	8.5	8.6	8.5	8.5	8.7	8.9
3.1 Makanan, minuman dan tembakau Food, beverages and tobacco	0.8	0.8	0.8	0.8	0.8	0.8	0.9	0.9
3.2 Produk tekstil, kulit, kayu, kertas, cetakan dan terbitan Textiles, leather, wood, paper products, printing and publishing	1.6	1.6	1.6	1.5	1.5	1.4	1.4	1.3
3.3 Produk petroleum, kimia, getah dan plastik Petroleum, chemicals, rubber and plastic products	1.5	1.5	1.6	1.7	1.8	1.8	1.9	2.1
3.4 Produk mineral bukan logam, logam asas dan produk logam yang direka Non-metallic mineral products, basic metal and fabricated metal products	1.0	1.0	1.0	1.0	1.0	1.1	1.1	1.1
3.5 Elektrik dan elektronik Electrical and electronic	2.8	2.8	2.8	2.7	2.6	2.7	2.8	2.8
3.6 Kelengkapan pengangkutan dan pembuatan lain Transport equipment and other manufactures	0.8	0.8	0.8	0.8	0.8	0.8	0.8	0.7
4. Pembinaan Construction	0.8	0.8	0.8	0.8	0.8	0.8	0.8	0.8
5. Perkhidmatan Services	88.3	88.4	88.4	88.4	88.6	88.6	88.5	88.4
5.1 Perkhidmatan perantara Intermediate services	42.5	41.9	41.3	40.5	40.1	39.6	39.2	39.0
5.1.1 Pengangkutan, penyimpanan dan komunikasi Transport, storage and communication	17.9	17.3	16.6	16.0	15.7	15.4	15.1	14.9
5.1.2 Kewangan, insurans, hartanah dan perkhidmatan perniagaan Finance, insurance, real estate and business services	24.6	24.6	24.7	24.5	24.4	24.2	24.1	24.1
5.2 Perkhidmatan akhir Final services	15.4	15.2	15.1	15.0	15.0	14.9	14.9	14.9
5.2.1 Utiliti Utilities	11.3	10.9	10.7	10.5	10.3	10.0	9.8	9.5
5.2.2 Perdagangan borong dan runcit, penginapan dan restoran Wholesale and retail trade, accommodation and restaurants	3.3	3.5	3.6	3.8	3.9	4.1	4.3	4.5
5.2.3 Perkhidmatan-perkhidmatan lain Other services	0.7	0.8	0.8	0.7	0.8	0.8	0.9	0.9
5.3 Perkhidmatan kerajaan Government services	30.5	31.3	32.0	32.8	33.6	34.2	34.4	34.5
Jumlah SMP Total PKS	100.0	100.0	100.0	100.0	100.0	100.0	100.0	100.0
D. Pembahagian Peratus Pembuatan D. Percentage Share to Manufacturing								
3. Pembuatan Manufacturing								
3.1 Makanan, minuman dan tembakau Food, beverages and tobacco	9.7	9.7	9.6	9.8	9.9	9.8	9.9	9.9
3.2 Produk tekstil, kulit, kayu, kertas, cetakan dan terbitan Textiles, leather, wood, paper products, printing and publishing	19.3	18.7	18.3	17.5	17.3	16.6	15.7	14.8
3.3 Produk petroleum, kimia, getah dan plastik Petroleum, chemicals, rubber and plastic products	17.4	18.0	19.1	20.2	20.7	21.1	21.9	23.7
3.4 Produk mineral bukan logam, logam asas dan produk logam yang direka Non-metallic mineral products, basic metal and fabricated metal products	11.9	11.9	11.6	12.0	12.2	12.4	12.4	12.1
3.5 Elektrik dan elektronik Electrical and electronic	32.6	32.7	32.4	31.6	30.8	31.3	31.5	31.1
3.6 Kelengkapan pengangkutan dan pembuatan lain Transport equipment and other manufactures	9.0	9.1	9.1	8.8	9.1	8.9	8.6	8.4
Jumlah Pembuatan Total Manufacturing	100.0	100.0	100.0	100.0	100.0	100.0	100.0	100.0
E. Pembahagian Peratus Perkhidmatan E. Percentage Share to Services								
5. Perkhidmatan Services								
5.1 Perkhidmatan perantara Intermediate services	48.1	47.4	46.7	45.9	45.2	44.6	44.3	44.1
5.1.1 Pengangkutan, penyimpanan dan komunikasi Transport, storage and communication	20.2	19.5	18.8	18.1	17.7	17.4	17.1	16.9
5.1.2 Kewangan, insurans, hartanah dan perkhidmatan perniagaan Finance, insurance, real estate and business services	27.9	27.9	27.9	27.8	27.5	27.3	27.2	27.2
5.2 Perkhidmatan akhir Final services	17.4	17.2	17.1	17.0	16.9	16.8	16.9	16.9
5.2.1 Utiliti Utilities	12.8	12.4	12.1	11.9	11.6	11.2	11.0	10.8
5.2.2 Perdagangan borong dan runcit, penginapan dan restoran Wholesale and retail trade, accommodation and restaurants	3.8	3.9	4.1	4.3	4.4	4.6	4.9	5.1
5.2.3 Perkhidmatan-perkhidmatan lain Other services	0.8	0.8	0.9	0.8	0.9	0.9	1.0	1.0
5.3 Perkhidmatan kerajaan Government services	34.5	35.4	36.2	37.1	37.9	38.6	38.9	39.0
Jumlah Perkhidmatan Total Services	100.0	100.0	100.0	100.0	100.0	100.0	100.0	100.0

Jadual 3.2.12
Table

SMP mengikut Jenis Aset dan Jenis Aktiviti Ekonomi pada Harga Malar 2005 - Kelengkapan Pengangkutan
PKS by Type of Assets and Kind of Economic Activity at Constant 2005 Price - Transport Equipment

Jenis Aktiviti Ekonomi Kind of Economic Activity	2005	2006	2007	2008	2009	2010	2011 ^e	2012 ^p
A. Nilai Akhir Tahun (RM Juta) A. End Year Value (RM Million)								
1. Pertanian Agriculture	1,460	1,487	1,554	1,659	1,729	1,924	2,148	2,445
2. Perlombongan dan kuari Mining and quarrying	258	211	161	114	76	259	247	236
3. Pembuatan Manufacturing	7,034	6,284	5,598	5,140	4,529	4,152	4,273	4,433
3.1 Makanan, minuman dan tembakau Food, beverages and tobacco	1,009	917	819	816	754	717	768	801
3.2 Produk tekstil, kulit, kayu, kertas, cetakan dan terbitan Textiles, leather, wood, paper products, printing and publishing	1,771	1,527	1,261	1,051	851	760	859	894
3.3 Produk petroleum, kimia, getah dan plastik Petroleum, chemicals, rubber and plastic products	1,213	1,090	965	874	774	715	719	821
3.4 Produk mineral bukan logam, logam asas dan produk logam yang direka Non-metallic mineral products, basic metal and fabricated metal products	1,156	1,035	1,055	1,057	1,009	962	939	934
3.5 Elektrik dan elektronik Electrical and electronic	906	856	774	702	577	524	566	580
3.6 Kelengkapan pengangkutan dan pembuatan lain Transport equipment and other manufactures	979	860	724	642	565	474	422	404
4. Pembinaan Construction	1,832	2,010	2,520	2,472	2,589	2,915	3,265	3,731
5. Perkhidmatan Services	51,105	54,785	61,332	66,496	71,691	81,454	89,208	101,152
5.1 Perkhidmatan perantara Intermediate services	41,269	44,602	50,866	54,830	59,511	67,985	74,244	83,153
5.1.1 Pengangkutan, penyimpanan dan komunikasi Transport, storage and communication	39,567	42,856	49,144	52,772	57,561	65,705	71,511	79,550
5.1.2 Kewangan, insurans, hartanah dan perkhidmatan perniagaan Finance, insurance, real estate and business services	1,702	1,747	1,722	2,058	1,950	2,280	2,733	3,603
5.2 Perkhidmatan akhir Final services	5,310	6,043	6,512	7,479	8,198	9,494	10,691	12,281
5.2.1 Utiliti Utilities	1,011	1,207	883	758	623	527	445	411
5.2.2 Perdagangan borong dan runcit, penginapan dan restoran Wholesale and retail trade, accommodation and restaurants	3,226	3,903	4,855	6,044	7,005	8,288	9,445	10,873
5.2.3 Perkhidmatan-perkhidmatan lain Other services	1,073	933	773	678	569	679	801	997
5.3 Perkhidmatan kerajaan Government services	4,526	4,140	3,954	4,187	3,983	3,975	4,272	5,718
Jumlah SMP Total PKS	61,688	64,778	71,164	75,882	80,614	90,704	99,141	111,997
B. Perubahan Peratusan Tahunan B. Annual Percentage Change								
1. Pertanian Agriculture	-4.9	1.9	4.5	6.7	4.2	11.3	11.7	13.8
2. Perlombongan dan kuari Mining and quarrying	-13.5	-18.0	-23.9	-29.0	-33.8	243.2	-4.8	-4.4
3. Pembuatan Manufacturing	-7.2	-10.7	-10.9	-8.2	-11.9	-8.3	2.9	3.8
3.1 Makanan, minuman dan tembakau Food, beverages and tobacco	-2.6	-9.2	-10.6	-0.4	-7.6	-4.9	7.1	4.3
3.2 Produk tekstil, kulit, kayu, kertas, cetakan dan terbitan Textiles, leather, wood, paper products, printing and publishing	-9.3	-13.8	-17.5	-16.7	-19.0	-10.7	13.0	4.0
3.3 Produk petroleum, kimia, getah dan plastik Petroleum, chemicals, rubber and plastic products	-4.8	-10.1	-11.5	-9.4	-11.4	-7.6	0.4	14.3
3.4 Produk mineral bukan logam, logam asas dan produk logam yang direka Non-metallic mineral products, basic metal and fabricated metal products	-6.6	-10.5	2.0	0.1	-4.5	-4.7	-2.4	-0.6
3.5 Elektrik dan elektronik Electrical and electronic	-9.1	-5.5	-9.6	-9.3	-17.8	-9.2	8.1	2.3
3.6 Kelengkapan pengangkutan dan pembuatan lain Transport equipment and other manufactures	-9.7	-12.2	-15.8	-11.4	-12.0	-16.1	-11.0	-4.4
4. Pembinaan Construction	-2.9	9.7	25.4	-1.9	4.7	12.6	12.0	14.3
5. Perkhidmatan Services	-3.6	7.2	11.9	8.4	7.8	13.6	9.5	13.4
5.1 Perkhidmatan perantara Intermediate services	-3.0	8.1	14.0	7.8	8.5	14.2	9.2	12.0
5.1.1 Pengangkutan, penyimpanan dan komunikasi Transport, storage and communication	-4.0	8.3	14.7	7.4	9.1	14.1	8.8	11.2
5.1.2 Kewangan, insurans, hartanah dan perkhidmatan perniagaan Finance, insurance, real estate and business services	26.4	2.6	-1.4	19.5	-5.3	16.9	19.9	31.8
5.2 Perkhidmatan akhir Final services	2.2	13.8	7.8	14.9	9.6	15.8	12.6	14.9
5.2.1 Utiliti Utilities	-8.1	19.4	-26.8	-14.2	-17.7	-15.4	-15.6	-7.6
5.2.2 Perdagangan borong dan runcit, penginapan dan restoran Wholesale and retail trade, accommodation and restaurants	10.2	21.0	24.4	24.5	15.9	18.3	14.0	15.1
5.2.3 Perkhidmatan-perkhidmatan lain Other services	-8.2	-13.0	-17.2	-12.3	-16.0	19.2	17.9	24.5
5.3 Perkhidmatan kerajaan Government services	-13.6	-8.5	-4.5	5.9	-4.9	-0.2	7.5	33.8
Jumlah SMP Total PKS	-4.1	5.0	9.9	6.6	6.2	12.5	9.3	13.0

Jenis Aktiviti Ekonomi Kind of Economic Activity	2005	2006	2007	2008	2009	2010	2011 ^e	2012 ^p
C. Pembahagian Peratus SMP C. Percentage Share of PKS								
1. Pertanian <i>Agriculture</i>	2.4	2.3	2.2	2.2	2.1	2.1	2.2	2.2
2. Perlombongan dan kuari <i>Mining and quarrying</i>	0.4	0.3	0.2	0.2	0.1	0.3	0.2	0.2
3. Pembuatan <i>Manufacturing</i>	11.4	9.7	7.9	6.8	5.6	4.6	4.3	4.0
3.1 Makanan, minuman dan tembakau <i>Food, beverages and tobacco</i>	1.6	1.4	1.2	1.1	0.9	0.8	0.8	0.7
3.2 Produk tekstil, kulit, kayu, kertas, cetakan dan terbitan <i>Textiles, leather, wood, paper products, printing and publishing</i>	2.9	2.4	1.8	1.4	1.1	0.8	0.9	0.8
3.3 Produk petroleum, kimia, getah dan plastik <i>Petroleum, chemicals, rubber and plastic products</i>	2.0	1.7	1.4	1.2	1.0	0.8	0.7	0.7
3.4 Produk mineral bukan logam, logam asas dan produk logam yang direka <i>Non-metallic mineral products, basic metal and fabricated metal products</i>	1.9	1.6	1.5	1.4	1.3	1.1	0.9	0.8
3.5 Elektrik dan elektronik <i>Electrical and electronic</i>	1.5	1.3	1.1	0.9	0.7	0.6	0.6	0.5
3.6 Kelengkapan pengangkutan dan pembuatan lain <i>Transport equipment and other manufactures</i>	1.6	1.3	1.0	0.8	0.7	0.5	0.4	0.4
4. Pembinaan <i>Construction</i>	3.0	3.1	3.5	3.3	3.2	3.2	3.3	3.3
5. Perkhidmatan <i>Services</i>	82.8	84.6	86.2	87.6	88.9	89.8	90.0	90.3
5.1 Perkhidmatan perantara <i>Intermediate services</i>	66.9	68.9	71.5	72.3	73.8	75.0	74.9	74.2
5.1.1 Pengangkutan, penyimpanan dan komunikasi <i>Transport, storage and communication</i>	64.1	66.2	69.1	69.5	71.4	72.4	72.1	71.0
5.1.2 Kewangan, insurans, hartanah dan perkhidmatan perniagaan <i>Finance, insurance, real estate and business services</i>	2.8	2.7	2.4	2.7	2.4	2.5	2.8	3.2
5.2 Perkhidmatan akhir <i>Final services</i>	8.6	9.3	9.2	9.9	10.2	10.5	10.8	11.0
5.2.1 Utiliti <i>Utilities</i>	1.6	1.9	1.2	1.0	0.8	0.6	0.4	0.4
5.2.2 Perdagangan borong dan runcit, penginapan dan restoran <i>Wholesale and retail trade, accommodation and restaurants</i>	5.2	6.0	6.8	8.0	8.7	9.1	9.5	9.7
5.2.3 Perkhidmatan-perkhidmatan lain <i>Other services</i>	1.7	1.4	1.1	0.9	0.7	0.7	0.8	0.9
5.3 Perkhidmatan kerajaan <i>Government services</i>	7.3	6.4	5.6	5.5	4.9	4.4	4.3	5.1
Jumlah SMP <i>Total PKS</i>	100.0	100.0	100.0	100.0	100.0	100.0	100.0	100.0
D. Pembahagian Peratus Pembuatan D. Percentage Share to Manufacturing								
3. Pembuatan <i>Manufacturing</i>								
3.1 Makanan, minuman dan tembakau <i>Food, beverages and tobacco</i>	14.4	14.6	14.6	15.9	16.6	17.3	18.0	18.1
3.2 Produk tekstil, kulit, kayu, kertas, cetakan dan terbitan <i>Textiles, leather, wood, paper products, printing and publishing</i>	25.2	24.3	22.5	20.4	18.8	18.3	20.1	20.2
3.3 Produk petroleum, kimia, getah dan plastik <i>Petroleum, chemicals, rubber and plastic products</i>	17.2	17.3	17.2	17.0	17.1	17.2	16.8	18.5
3.4 Produk mineral bukan logam, logam asas dan produk logam yang direka <i>Non-metallic mineral products, basic metal and fabricated metal products</i>	16.4	16.5	18.9	20.6	22.3	23.2	22.0	21.1
3.5 Elektrik dan elektronik <i>Electrical and electronic</i>	12.9	13.6	13.8	13.6	12.7	12.6	13.3	13.1
3.6 Kelengkapan pengangkutan dan pembuatan lain <i>Transport equipment and other manufactures</i>	13.9	13.7	12.9	12.5	12.5	11.4	9.9	9.1
Jumlah Pembuatan <i>Total Manufacturing</i>	100.0	100.0	100.0	100.0	100.0	100.0	100.0	100.0
E. Pembahagian Peratus Perkhidmatan E. Percentage Share to Services								
5. Perkhidmatan <i>Services</i>								
5.1 Perkhidmatan perantara <i>Intermediate services</i>	80.8	81.4	82.9	82.5	83.0	83.5	83.2	82.2
5.1.1 Pengangkutan, penyimpanan dan komunikasi <i>Transport, storage and communication</i>	77.4	78.2	80.1	79.4	80.3	80.7	80.2	78.6
5.1.2 Kewangan, insurans, hartanah dan perkhidmatan perniagaan <i>Finance, insurance, real estate and business services</i>	3.3	3.2	2.8	3.1	2.7	2.8	3.1	3.6
5.2 Perkhidmatan akhir <i>Final services</i>	10.4	11.0	10.6	11.2	11.4	11.7	12.0	12.1
5.2.1 Utiliti <i>Utilities</i>	2.0	2.2	1.4	1.1	0.9	0.6	0.5	0.4
5.2.2 Perdagangan borong dan runcit, penginapan dan restoran <i>Wholesale and retail trade, accommodation and restaurants</i>	6.3	7.1	7.9	9.1	9.8	10.2	10.6	10.7
5.2.3 Perkhidmatan-perkhidmatan lain <i>Other services</i>	2.1	1.7	1.3	1.0	0.8	0.8	0.9	1.0
5.3 Perkhidmatan kerajaan <i>Government services</i>	8.9	7.6	6.4	6.3	5.6	4.9	4.8	5.7
Jumlah Perkhidmatan <i>Total Services</i>	100.0	100.0	100.0	100.0	100.0	100.0	100.0	100.0

Jadual 3.2.13
Table

SMP mengikut Jenis Aset dan Jenis Aktiviti Ekonomi pada Harga Malar 2005 - Jentera dan Kelengkapan
PKS by Type of Assets and Kind of Economic Activity at Constant 2005 Price - Machinery and Equipment

Jenis Aktiviti Ekonomi Kind of Economic Activity	2005	2006	2007	2008	2009	2010	2011 ^e	2012 ^p
A. Nilai Akhir Tahun (RM Juta) A. End Year Value (RM Million)								
1. Pertanian <i>Agriculture</i>	4,005	4,065	4,289	4,542	4,855	4,924	5,066	5,289
2. Perlombongan dan kuari <i>Mining and quarrying</i>	9,546	8,675	9,642	12,814	17,378	24,132	30,741	41,383
3. Pembuatan <i>Manufacturing</i>	136,294	139,428	136,799	136,838	129,390	128,582	130,255	134,525
3.1 Makanan, minuman dan tembakau <i>Food, beverages and tobacco</i>	8,115	8,500	8,942	9,676	10,571	11,253	12,324	13,985
3.2 Produk tekstil, kulit, kayu, kertas, cetakan dan terbitan <i>Textiles, leather, wood, paper products, printing and publishing</i>	14,616	13,938	13,329	13,189	12,149	11,525	11,296	11,940
3.3 Produk petroleum, kimia, getah dan plastik <i>Petroleum, chemicals, rubber and plastic products</i>	34,098	34,809	35,488	36,717	34,255	34,814	34,978	37,875
3.4 Produk mineral bukan logam, logam asas dan produk logam yang direka <i>Non-metallic mineral products, basic metal and fabricated metal products</i>	14,103	13,462	12,844	13,406	13,130	14,314	15,565	15,895
3.5 Elektrik dan elektronik <i>Electrical and electronic</i>	56,123	58,993	56,455	54,069	49,241	46,665	45,883	43,914
3.6 Kelengkapan pengangkutan dan pembuatan lain <i>Transport equipment and other manufactures</i>	9,240	9,726	9,741	9,781	10,044	10,012	10,208	10,916
4. Pembinaan <i>Construction</i>	2,864	3,194	3,735	4,404	4,728	5,281	5,976	6,877
5. Perkhidmatan <i>Services</i>	78,170	87,744	102,299	110,207	115,723	116,175	119,076	121,182
5.1 Perkhidmatan perantara <i>Intermediate services</i>	19,620	22,572	28,360	30,421	32,551	31,677	33,284	36,238
5.1.1 Pengangkutan, penyimpanan dan komunikasi <i>Transport, storage and communication</i>	14,202	16,289	21,220	22,164	24,042	23,851	25,705	28,296
5.1.2 Kewangan, insurans, hartanah dan perkhidmatan perniagaan <i>Finance, insurance, real estate and business services</i>	5,418	6,283	7,140	8,257	8,510	7,827	7,579	7,942
5.2 Perkhidmatan akhir <i>Final services</i>	16,494	20,503	26,521	30,938	34,773	37,137	39,670	41,759
5.2.1 Utiliti <i>Utilities</i>	9,693	12,350	16,666	19,191	20,948	22,387	23,969	25,115
5.2.2 Perdagangan borong dan runcit, penginapan dan restoran <i>Wholesale and retail trade, accommodation and restaurants</i>	4,417	5,368	6,453	7,662	8,642	8,937	9,256	9,631
5.2.3 Perkhidmatan-perkhidmatan lain <i>Other services</i>	2,384	2,785	3,401	4,084	5,182	5,813	6,445	7,014
5.3 Perkhidmatan kerajaan <i>Government services</i>	42,056	44,669	47,418	48,849	48,399	47,361	46,123	43,185
Jumlah SMP <i>Total PKS</i>	230,880	243,107	256,763	268,806	272,073	279,094	291,114	309,256
B. Perubahan Peratusan Tahunan B. Annual Percentage Change								
1. Pertanian <i>Agriculture</i>	3.4	1.5	5.5	5.9	6.9	1.4	2.9	4.4
2. Perlombongan dan kuari <i>Mining and quarrying</i>	2.5	-9.1	11.1	32.9	35.6	38.9	27.4	34.6
3. Pembuatan <i>Manufacturing</i>	2.4	2.3	-1.9	0.0	-5.4	-0.6	1.3	3.3
3.1 Makanan, minuman dan tembakau <i>Food, beverages and tobacco</i>	10.4	4.8	5.2	8.2	9.3	6.5	9.5	13.5
3.2 Produk tekstil, kulit, kayu, kertas, cetakan dan terbitan <i>Textiles, leather, wood, paper products, printing and publishing</i>	-1.9	-4.6	-4.4	-1.1	-7.9	-5.1	-2.0	5.7
3.3 Produk petroleum, kimia, getah dan plastik <i>Petroleum, chemicals, rubber and plastic products</i>	-2.1	2.1	2.0	3.5	-6.7	1.6	0.5	8.3
3.4 Produk mineral bukan logam, logam asas dan produk logam yang direka <i>Non-metallic mineral products, basic metal and fabricated metal products</i>	4.6	-4.5	-4.6	4.4	-2.1	9.0	8.7	2.1
3.5 Elektrik dan elektronik <i>Electrical and electronic</i>	4.3	5.1	-4.3	-4.2	-8.9	-5.2	-1.7	-4.3
3.6 Kelengkapan pengangkutan dan pembuatan lain <i>Transport equipment and other manufactures</i>	5.9	5.3	0.2	0.4	2.7	-0.3	2.0	6.9
4. Pembinaan <i>Construction</i>	-6.0	11.5	16.9	17.9	7.3	11.7	13.2	15.1
5. Perkhidmatan <i>Services</i>	19.6	12.2	16.6	7.7	5.0	0.4	2.5	1.8
5.1 Perkhidmatan perantara <i>Intermediate services</i>	36.5	15.0	25.6	7.3	7.0	-2.7	5.1	8.9
5.1.1 Pengangkutan, penyimpanan dan komunikasi <i>Transport, storage and communication</i>	47.7	14.7	30.3	4.4	8.5	-0.8	7.8	10.1
5.1.2 Kewangan, insurans, hartanah dan perkhidmatan perniagaan <i>Finance, insurance, real estate and business services</i>	13.8	16.0	13.6	15.6	3.1	-8.0	-3.2	4.8
5.2 Perkhidmatan akhir <i>Final services</i>	52.4	24.3	29.3	16.7	12.4	6.8	6.8	5.3
5.2.1 Utiliti <i>Utilities</i>	61.2	27.4	34.9	15.1	9.2	6.9	7.1	4.8
5.2.2 Perdagangan borong dan runcit, penginapan dan restoran <i>Wholesale and retail trade, accommodation and restaurants</i>	33.7	21.5	20.2	18.7	12.8	3.4	3.6	4.0
5.2.3 Perkhidmatan-perkhidmatan lain <i>Other services</i>	58.4	16.8	22.1	20.1	26.9	12.2	10.9	8.8
5.3 Perkhidmatan kerajaan <i>Government services</i>	4.7	6.2	6.2	3.0	-0.9	-2.1	-2.6	-6.4
Jumlah SMP <i>Total PKS</i>	7.5	5.3	5.6	4.7	1.2	2.6	4.3	6.2

Jadual **3.2.13**
Table

SMP mengikut Jenis Aset dan Jenis Aktiviti Ekonomi pada Harga Malar 2005 - Jentera dan Kelengkapan
PKS by Type of Assets and Kind of Economic Activity at Constant 2005 Price - Machinery and Equipment

Jenis Aktiviti Ekonomi Kind of Economic Activity	2005	2006	2007	2008	2009	2010	2011 ^e	2012 ^p
C. Pembahagian Peratus SMP C. Percentage Share of PKS								
1. Pertanian Agriculture	1.7	1.7	1.7	1.7	1.8	1.8	1.7	1.7
2. Perlombongan dan kuari Mining and quarrying	4.1	3.6	3.8	4.8	6.4	8.6	10.6	13.4
3. Pembuatan Manufacturing	59.0	57.4	53.3	50.9	47.6	46.1	44.7	43.5
3.1 Makanan, minuman dan tembakau Food, beverages and tobacco	3.5	3.5	3.5	3.6	3.9	4.0	4.2	4.5
3.2 Produk tekstil, kulit, kayu, kertas, cetakan dan terbitan Textiles, leather, wood, paper products, printing and publishing	6.3	5.7	5.2	4.9	4.5	4.1	3.9	3.9
3.3 Produk petroleum, kimia, getah dan plastik Petroleum, chemicals, rubber and plastic products	14.8	14.3	13.8	13.7	12.6	12.5	12.0	12.2
3.4 Produk mineral bukan logam, logam asas dan produk logam yang direka Non-metallic mineral products, basic metal and fabricated metal products	6.1	5.5	5.0	5.0	4.8	5.1	5.3	5.1
3.5 Elektrik dan elektronik Electrical and electronic	24.3	24.3	22.0	20.1	18.1	16.7	15.8	14.2
3.6 Kelengkapan pengangkutan dan pembuatan lain Transport equipment and other manufactures	4.0	4.0	3.8	3.6	3.7	3.6	3.5	3.5
4. Pembinaan Construction	1.2	1.3	1.5	1.6	1.7	1.9	2.1	2.2
5. Perkhidmatan Services	33.9	36.1	39.8	41.0	42.5	41.6	40.9	39.2
5.1 Perkhidmatan perantara Intermediate services	8.5	9.3	11.0	11.3	12.0	11.4	11.4	11.7
5.1.1 Pengangkutan, penyimpanan dan komunikasi Transport, storage and communication	6.2	6.7	8.3	8.2	8.8	8.5	8.8	9.1
5.1.2 Kewangan, insurans, hartanah dan perkhidmatan perniagaan Finance, insurance, real estate and business services	2.3	2.6	2.8	3.1	3.1	2.8	2.6	2.6
5.2 Perkhidmatan akhir Final services	7.1	8.4	10.3	11.5	12.8	13.3	13.6	13.5
5.2.1 Utiliti Utilities	4.2	5.1	6.5	7.1	7.7	8.0	8.2	8.1
5.2.2 Perdagangan borong dan runcit, penginapan dan restoran Wholesale and retail trade, accommodation and restaurants	1.9	2.2	2.5	2.9	3.2	3.2	3.2	3.1
5.2.3 Perkhidmatan-perkhidmatan lain Other services	1.0	1.1	1.3	1.5	1.9	2.1	2.2	2.3
5.3 Perkhidmatan kerajaan Government services	18.2	18.4	18.5	18.2	17.8	17.0	15.8	14.0
Jumlah SMP Total PKS	100.0	100.0	100.0	100.0	100.0	100.0	100.0	100.0
D. Pembahagian Peratus Pembuatan D. Percentage Share to Manufacturing								
3. Pembuatan Manufacturing								
3.1 Makanan, minuman dan tembakau Food, beverages and tobacco	6.0	6.1	6.5	7.1	8.2	8.8	9.5	10.4
3.2 Produk tekstil, kulit, kayu, kertas, cetakan dan terbitan Textiles, leather, wood, paper products, printing and publishing	10.7	10.0	9.7	9.6	9.4	9.0	8.7	8.9
3.3 Produk petroleum, kimia, getah dan plastik Petroleum, chemicals, rubber and plastic products	25.0	25.0	25.9	26.8	26.5	27.1	26.9	28.2
3.4 Produk mineral bukan logam, logam asas dan produk logam yang direka Non-metallic mineral products, basic metal and fabricated metal products	10.3	9.7	9.4	9.8	10.1	11.1	11.9	11.8
3.5 Elektrik dan elektronik Electrical and electronic	41.2	42.3	41.3	39.5	38.1	36.3	35.2	32.6
3.6 Kelengkapan pengangkutan dan pembuatan lain Transport equipment and other manufactures	6.8	7.0	7.1	7.1	7.8	7.8	7.8	8.1
Jumlah Pembuatan Total Manufacturing	100.0	100.0	100.0	100.0	100.0	100.0	100.0	100.0
E. Pembahagian Peratus Perkhidmatan E. Percentage Share to Services								
5. Perkhidmatan Services								
5.1 Perkhidmatan perantara Intermediate services	25.1	25.7	27.7	27.6	28.1	27.3	28.0	29.9
5.1.1 Pengangkutan, penyimpanan dan komunikasi Transport, storage and communication	18.2	18.6	20.7	20.1	20.8	20.5	21.6	23.4
5.1.2 Kewangan, insurans, hartanah dan perkhidmatan perniagaan Finance, insurance, real estate and business services	6.9	7.2	7.0	7.5	7.4	6.7	6.4	6.6
5.2 Perkhidmatan akhir Final services	21.1	23.4	25.9	28.1	30.0	32.0	33.3	34.5
5.2.1 Utiliti Utilities	12.4	14.1	16.3	17.4	18.1	19.3	20.1	20.7
5.2.2 Perdagangan borong dan runcit, penginapan dan restoran Wholesale and retail trade, accommodation and restaurants	5.7	6.1	6.3	7.0	7.5	7.7	7.8	7.9
5.2.3 Perkhidmatan-perkhidmatan lain Other services	3.0	3.2	3.3	3.7	4.5	5.0	5.4	5.8
5.3 Perkhidmatan kerajaan Government services	53.8	50.9	46.4	44.3	41.8	40.8	38.7	35.6
Jumlah Perkhidmatan Total Services	100.0	100.0	100.0	100.0	100.0	100.0	100.0	100.0

Jenis Aktiviti Ekonomi Kind of Economic Activity	2005	2006	2007	2008	2009	2010	2011 ^e	2012 ^p
A. Nilai Akhir Tahun (RM Juta) A. End Year Value (RM Million)								
1. Pertanian <i>Agriculture</i>	14,060	14,544	15,467	16,359	17,373	18,511	19,804	21,263
2. Perlombongan dan kuari <i>Mining and quarrying</i>	98,761	109,706	123,319	137,226	150,795	163,489	176,952	199,083
3. Pembuatan <i>Manufacturing</i>	9,388	11,332	13,525	15,760	17,742	21,062	24,060	26,802
3.1 Makanan, minuman dan tembakau <i>Food, beverages and tobacco</i>	269	315	381	469	549	634	710	778
3.2 Produk tekstil, kulit, kayu, kertas, cetakan dan terbitan <i>Textiles, leather, wood, paper products, printing and publishing</i>	130	166	190	219	245	297	345	389
3.3 Produk petroleum, kimia, getah dan plastik <i>Petroleum, chemicals, rubber and plastic products</i>	1,473	1,614	1,724	1,834	1,925	2,419	2,870	3,282
3.4 Produk mineral bukan logam, logam asas dan produk logam yang direka <i>Non-metallic mineral products, basic metal and fabricated metal products</i>	205	262	294	355	409	591	762	926
3.5 Elektrik dan elektronik <i>Electrical and electronic</i>	6,434	7,841	9,776	11,534	13,097	15,209	17,099	18,817
3.6 Kelengkapan pengangkutan dan pembuatan lain <i>Transport equipment and other manufactures</i>	877	1,134	1,160	1,349	1,517	1,912	2,274	2,610
4. Pembinaan <i>Construction</i>	92	115	141	166	189	220	248	273
5. Perkhidmatan <i>Services</i>	6,899	8,310	10,070	12,385	14,464	16,023	17,438	19,284
5.1 Perkhidmatan perantara <i>Intermediate services</i>	1,314	1,752	2,119	2,492	2,825	3,251	3,630	3,973
5.1.1 Pengangkutan, penyimpanan dan komunikasi <i>Transport, storage and communication</i>	992	1,347	1,626	1,910	2,162	2,101	2,020	1,915
5.1.2 Kewangan, insurans, hartanah dan perkhidmatan perniagaan <i>Finance, insurance, real estate and business services</i>	323	405	493	583	663	1,149	1,611	2,058
5.2 Perkhidmatan akhir <i>Final services</i>	2,957	3,213	3,615	4,704	5,673	6,764	7,793	8,942
5.2.1 Utiliti <i>Utilities</i>	406	535	674	817	944	973	991	999
5.2.2 Perdagangan borong dan runcit, penginapan dan restoran <i>Wholesale and retail trade, accommodation and restaurants</i>	59	74	90	106	121	140	157	173
5.2.3 Perkhidmatan-perkhidmatan lain <i>Other services</i>	2,492	2,604	2,851	3,781	4,609	5,652	6,645	7,770
5.3 Perkhidmatan kerajaan <i>Government services</i>	2,628	3,345	4,337	5,188	5,966	6,008	6,014	6,369
Jumlah SMP <i>Total PKS</i>	129,200	144,007	162,522	181,896	200,563	219,305	238,501	266,705
B. Perubahan Peratusan Tahunan B. Annual Percentage Change								
1. Pertanian <i>Agriculture</i>	2.4	3.4	6.3	5.8	6.2	6.5	7.0	7.4
2. Perlombongan dan kuari <i>Mining and quarrying</i>	9.8	11.1	12.4	11.3	9.9	8.4	8.2	12.5
3. Pembuatan <i>Manufacturing</i>	25.5	20.7	19.4	16.5	12.6	18.7	14.2	11.4
3.1 Makanan, minuman dan tembakau <i>Food, beverages and tobacco</i>	7.9	17.1	20.9	23.3	17.0	15.5	11.9	9.7
3.2 Produk tekstil, kulit, kayu, kertas, cetakan dan terbitan <i>Textiles, leather, wood, paper products, printing and publishing</i>	28.2	27.8	14.2	15.3	11.7	21.4	16.0	12.7
3.3 Produk petroleum, kimia, getah dan plastik <i>Petroleum, chemicals, rubber and plastic products</i>	113.2	9.6	6.8	6.4	5.0	25.6	18.6	14.4
3.4 Produk mineral bukan logam, logam asas dan produk logam yang direka <i>Non-metallic mineral products, basic metal and fabricated metal products</i>	13.5	27.8	12.2	20.6	15.3	44.6	28.9	21.5
3.5 Elektrik dan elektronik <i>Electrical and electronic</i>	14.4	21.9	24.7	18.0	13.6	16.1	12.4	10.0
3.6 Kelengkapan pengangkutan dan pembuatan lain <i>Transport equipment and other manufactures</i>	37.8	29.2	2.3	16.3	12.5	26.0	18.9	14.8
4. Pembinaan <i>Construction</i>	13.2	25.4	21.8	18.2	13.7	16.3	12.5	10.1
5. Perkhidmatan <i>Services</i>	14.4	20.4	21.2	23.0	16.8	10.8	8.8	10.6
5.1 Perkhidmatan perantara <i>Intermediate services</i>	9.0	33.3	20.9	17.6	13.3	15.1	11.7	9.4
5.1.1 Pengangkutan, penyimpanan dan komunikasi <i>Transport, storage and communication</i>	7.7	35.9	20.7	17.5	13.2	-2.8	-3.9	-5.2
5.1.2 Kewangan, insurans, hartanah dan perkhidmatan perniagaan <i>Finance, insurance, real estate and business services</i>	13.2	25.4	21.8	18.2	13.7	73.4	40.1	27.8
5.2 Perkhidmatan akhir <i>Final services</i>	6.4	8.7	12.5	30.1	20.6	19.2	15.2	14.7
5.2.1 Utiliti <i>Utilities</i>	-3.2	31.8	26.1	21.1	15.6	3.1	1.8	0.8
5.2.2 Perdagangan borong dan runcit, penginapan dan restoran <i>Wholesale and retail trade, accommodation and restaurants</i>	13.2	25.4	21.8	18.2	13.7	16.0	12.3	9.9
5.2.3 Perkhidmatan-perkhidmatan lain <i>Other services</i>	8.0	4.5	9.5	32.7	21.9	22.6	17.6	16.9
5.3 Perkhidmatan kerajaan <i>Government services</i>	28.6	27.3	29.6	19.6	15.0	0.7	0.1	5.9
Jumlah SMP <i>Total PKS</i>	10.2	11.5	12.9	11.9	10.3	9.3	8.8	11.8

Jenis Aktiviti Ekonomi Kind of Economic Activity	2005	2006	2007	2008	2009	2010	2011 ^e	2012 ^p
C. Pembahagian Peratus SMP C. Percentage Share of PKS								
1. Pertanian <i>Agriculture</i>	10.9	10.1	9.5	9.0	8.7	8.4	8.3	8.0
2. Perlombongan dan kuari <i>Mining and quarrying</i>	76.4	76.2	75.9	75.4	75.2	74.5	74.2	74.6
3. Pembuatan <i>Manufacturing</i>	7.3	7.9	8.3	8.7	8.8	9.6	10.1	10.0
3.1 Makanan, minuman dan tembakau <i>Food, beverages and tobacco</i>	0.2	0.2	0.2	0.3	0.3	0.3	0.3	0.3
3.2 Produk tekstil, kulit, kayu, kertas, cetakan dan terbitan <i>Textiles, leather, wood, paper products, printing and publishing</i>	0.1	0.1	0.1	0.1	0.1	0.1	0.1	0.1
3.3 Produk petroleum, kimia, getah dan plastik <i>Petroleum, chemicals, rubber and plastic products</i>	1.1	1.1	1.1	1.0	1.0	1.1	1.2	1.2
3.4 Produk mineral bukan logam, logam asas dan produk logam yang direka <i>Non-metallic mineral products, basic metal and fabricated metal products</i>	0.2	0.2	0.2	0.2	0.2	0.3	0.3	0.3
3.5 Elektrik dan elektronik <i>Electrical and electronic</i>	5.0	5.4	6.0	6.3	6.5	6.9	7.2	7.1
3.6 Kelengkapan pengangkutan dan pembuatan lain <i>Transport equipment and other manufactures</i>	0.7	0.8	0.7	0.7	0.8	0.9	1.0	1.0
4. Pembinaan <i>Construction</i>	0.1	0.1	0.1	0.1	0.1	0.1	0.1	0.1
5. Perkhidmatan <i>Services</i>	5.3	5.8	6.2	6.8	7.2	7.3	7.3	7.2
5.1 Perkhidmatan perantara <i>Intermediate services</i>	1.0	1.2	1.3	1.4	1.4	1.5	1.5	1.5
5.1.1 Pengangkutan, penyimpanan dan komunikasi <i>Transport, storage and communication</i>	0.8	0.9	1.0	1.0	1.1	1.0	0.8	0.7
5.1.2 Kewangan, insurans, hartanah dan perkhidmatan perniagaan <i>Finance, insurance, real estate and business services</i>	0.2	0.3	0.3	0.3	0.3	0.5	0.7	0.8
5.2 Perkhidmatan akhir <i>Final services</i>	2.3	2.2	2.2	2.6	2.8	3.1	3.3	3.4
5.2.1 Utiliti <i>Utilities</i>	0.3	0.4	0.4	0.4	0.5	0.4	0.4	0.4
5.2.2 Perdagangan borong dan runcit, penginapan dan restoran <i>Wholesale and retail trade, accommodation and restaurants</i>	0.0	0.1	0.1	0.1	0.1	0.1	0.1	0.1
5.2.3 Perkhidmatan-perkhidmatan lain <i>Other services</i>	1.9	1.8	1.8	2.1	2.3	2.6	2.8	2.9
5.3 Perkhidmatan kerajaan <i>Government services</i>	2.0	2.3	2.7	2.9	3.0	2.7	2.5	2.4
Jumlah SMP <i>Total PKS</i>	100.0	100.0	100.0	100.0	100.0	100.0	100.0	100.0
D. Pembahagian Peratus Pembuatan D. Percentage Share to Manufacturing								
3. Pembuatan <i>Manufacturing</i>								
3.1 Makanan, minuman dan tembakau <i>Food, beverages and tobacco</i>	2.9	2.8	2.8	3.0	3.1	3.0	2.9	2.9
3.2 Produk tekstil, kulit, kayu, kertas, cetakan dan terbitan <i>Textiles, leather, wood, paper products, printing and publishing</i>	1.4	1.5	1.4	1.4	1.4	1.4	1.4	1.5
3.3 Produk petroleum, kimia, getah dan plastik <i>Petroleum, chemicals, rubber and plastic products</i>	15.7	14.2	12.7	11.6	10.9	11.5	11.9	12.2
3.4 Produk mineral bukan logam, logam asas dan produk logam yang direka <i>Non-metallic mineral products, basic metal and fabricated metal products</i>	2.2	2.3	2.2	2.3	2.3	2.8	3.2	3.5
3.5 Elektrik dan elektronik <i>Electrical and electronic</i>	68.5	69.2	72.3	73.2	73.8	72.2	71.1	70.2
3.6 Kelengkapan pengangkutan dan pembuatan lain <i>Transport equipment and other manufactures</i>	9.3	10.0	8.6	8.6	8.6	9.1	9.5	9.7
Jumlah Pembuatan <i>Total Manufacturing</i>	100.0	100.0	100.0	100.0	100.0	100.0	100.0	100.0
E. Pembahagian Peratus Perkhidmatan E. Percentage Share to Services								
5. Perkhidmatan <i>Services</i>								
5.1 Perkhidmatan perantara <i>Intermediate services</i>	19.1	21.1	21.0	20.1	19.5	20.3	20.8	20.6
5.1.1 Pengangkutan, penyimpanan dan komunikasi <i>Transport, storage and communication</i>	14.4	16.2	16.1	15.4	14.9	13.1	11.6	9.9
5.1.2 Kewangan, insurans, hartanah dan perkhidmatan perniagaan <i>Finance, insurance, real estate and business services</i>	4.7	4.9	4.9	4.7	4.6	7.2	9.2	10.7
5.2 Perkhidmatan akhir <i>Final services</i>	42.9	38.7	35.9	38.0	39.2	42.2	44.7	46.4
5.2.1 Utiliti <i>Utilities</i>	5.9	6.4	6.7	6.6	6.5	6.1	5.7	5.2
5.2.2 Perdagangan borong dan runcit, penginapan dan restoran <i>Wholesale and retail trade, accommodation and restaurants</i>	0.9	0.9	0.9	0.9	0.8	0.9	0.9	0.9
5.2.3 Perkhidmatan-perkhidmatan lain <i>Other services</i>	36.1	31.3	28.3	30.5	31.9	35.3	38.1	40.3
5.3 Perkhidmatan kerajaan <i>Government services</i>	38.1	40.3	43.1	41.9	41.2	37.5	34.5	33.0
Jumlah Perkhidmatan <i>Total Services</i>	100.0	100.0	100.0	100.0	100.0	100.0	100.0	100.0

Jadual
Table **4.2.11**

PMT mengikut Jenis Aset dan Jenis Aktiviti Ekonomi pada Harga Malar 2005 - Struktur
COFC by Type of Assets and Kind of Economic Activity at Constant 2005 Price - Structures

Jenis Aktiviti Ekonomi Kind of Economic Activity	2005	2006	2007	2008	2009	2010	2011 ^e	2012 ^p
A. Nilai Akhir Tahun (RM Juta) A. End Year Value (RM Million)								
1. Pertanian <i>Agriculture</i>	605	606	605	604	602	603	607	617
2. Perlombongan dan kuari <i>Mining and quarrying</i>	254	255	255	256	255	255	257	258
3. Pembuatan <i>Manufacturing</i>	2,636	2,770	2,888	3,015	3,125	3,229	3,377	3,552
3.1 Makanan, minuman dan tembakau <i>Food, beverages and tobacco</i>	259	272	281	294	306	315	329	346
3.2 Produk tekstil, kulit, kayu, kertas, cetakan dan terbitan <i>Textiles, leather, wood, paper products, printing and publishing</i>	528	542	552	562	571	577	582	587
3.3 Produk petroleum, kimia, getah dan plastik <i>Petroleum, chemicals, rubber and plastic products</i>	487	520	558	603	640	671	716	784
3.4 Produk mineral bukan logam, logam asas dan produk logam yang direka <i>Non-metallic mineral products, basic metal and fabricated metal products</i>	319	335	345	362	382	398	418	437
3.5 Elektrik dan elektronik <i>Electrical and electronic</i>	820	869	907	939	960	991	1,047	1,102
3.6 Kelengkapan pengangkutan dan pembuatan lain <i>Transport equipment and other manufactures</i>	222	232	245	254	266	276	285	296
4. Pembinaan <i>Construction</i>	271	286	294	304	307	308	314	323
5. Perkhidmatan <i>Services</i>	22,827	23,734	24,642	25,566	26,512	27,477	28,423	29,467
5.1 Perkhidmatan perantara <i>Intermediate services</i>	11,758	12,127	12,477	12,812	13,162	13,531	13,903	14,355
5.1.1 Pengangkutan, penyimpanan dan komunikasi <i>Transport, storage and communication</i>	3,506	3,582	3,649	3,713	3,813	3,947	4,079	4,235
5.1.2 Kewangan, insurans, hartanah dan perkhidmatan perniagaan <i>Finance, insurance, real estate and business services</i>	8,251	8,545	8,827	9,099	9,348	9,584	9,825	10,120
5.2 Perkhidmatan akhir <i>Final services</i>	4,967	5,140	5,302	5,479	5,651	5,823	6,007	6,223
5.2.1 Utiliti <i>Utilities</i>	3,633	3,726	3,800	3,880	3,956	4,018	4,079	4,154
5.2.2 Perdagangan borong dan runcit, penginapan dan restoran <i>Wholesale and retail trade, accommodation and restaurants</i>	1,093	1,162	1,237	1,323	1,411	1,502	1,604	1,721
5.2.3 Perkhidmatan-perkhidmatan lain <i>Other services</i>	241	252	265	275	284	303	324	348
5.3 Perkhidmatan kerajaan <i>Government services</i>	6,102	6,468	6,863	7,275	7,700	8,122	8,512	8,889
Jumlah PMT <i>Total COFC</i>	26,594	27,652	28,685	29,744	30,802	31,871	32,977	34,216
B. Perubahan Peratusan Tahunan B. Annual Percentage Change								
1. Pertanian <i>Agriculture</i>	-0.7	0.2	-0.2	-0.2	-0.2	0.0	0.7	1.6
2. Perlombongan dan kuari <i>Mining and quarrying</i>	2.3	0.4	0.2	0.0	-0.1	0.0	0.4	0.5
3. Pembuatan <i>Manufacturing</i>	6.3	5.1	4.3	4.4	3.6	3.3	4.6	5.2
3.1 Makanan, minuman dan tembakau <i>Food, beverages and tobacco</i>	9.1	4.8	3.4	4.5	4.1	2.9	4.4	5.3
3.2 Produk tekstil, kulit, kayu, kertas, cetakan dan terbitan <i>Textiles, leather, wood, paper products, printing and publishing</i>	5.3	2.5	2.0	1.8	1.5	1.2	0.8	0.7
3.3 Produk petroleum, kimia, getah dan plastik <i>Petroleum, chemicals, rubber and plastic products</i>	0.1	6.9	7.2	8.1	6.2	4.8	6.6	9.6
3.4 Produk mineral bukan logam, logam asas dan produk logam yang direka <i>Non-metallic mineral products, basic metal and fabricated metal products</i>	7.1	4.9	3.1	4.9	5.5	4.2	5.0	4.4
3.5 Elektrik dan elektronik <i>Electrical and electronic</i>	9.3	5.9	4.4	3.6	2.2	3.2	5.7	5.2
3.6 Kelengkapan pengangkutan dan pembuatan lain <i>Transport equipment and other manufactures</i>	8.0	4.6	5.3	4.0	4.3	4.0	3.2	4.0
4. Pembinaan <i>Construction</i>	5.2	5.4	2.9	3.3	0.9	0.3	2.1	2.8
5. Perkhidmatan <i>Services</i>	4.2	4.0	3.8	3.7	3.7	3.6	3.4	3.7
5.1 Perkhidmatan perantara <i>Intermediate services</i>	3.4	3.1	2.9	2.7	2.7	2.8	2.7	3.2
5.1.1 Pengangkutan, penyimpanan dan komunikasi <i>Transport, storage and communication</i>	3.3	2.2	1.9	1.7	2.7	3.5	3.3	3.8
5.1.2 Kewangan, insurans, hartanah dan perkhidmatan perniagaan <i>Finance, insurance, real estate and business services</i>	3.5	3.6	3.3	3.1	2.7	2.5	2.5	3.0
5.2 Perkhidmatan akhir <i>Final services</i>	3.7	3.5	3.2	3.3	3.1	3.1	3.2	3.6
5.2.1 Utiliti <i>Utilities</i>	3.7	2.6	2.0	2.1	1.9	1.6	1.5	1.8
5.2.2 Perdagangan borong dan runcit, penginapan dan restoran <i>Wholesale and retail trade, accommodation and restaurants</i>	4.0	6.3	6.5	6.9	6.7	6.4	6.8	7.3
5.2.3 Perkhidmatan-perkhidmatan lain <i>Other services</i>	3.4	4.6	5.3	3.5	3.4	6.7	7.0	7.5
5.3 Perkhidmatan kerajaan <i>Government services</i>	6.3	6.0	6.1	6.0	5.8	5.5	4.8	4.4
Jumlah PMT <i>Total COFC</i>	4.3	4.0	3.7	3.7	3.6	3.5	3.5	3.8

Jenis Aktiviti Ekonomi Kind of Economic Activity	2005	2006	2007	2008	2009	2010	2011 ^e	2012 ^p
C. Pembahagian Peratus PMT C. Percentage Share of COFC								
1. Pertanian <i>Agriculture</i>	2.3	2.2	2.1	2.0	2.0	1.9	1.8	1.8
2. Perlombongan dan kuari <i>Mining and quarrying</i>	1.0	0.9	0.9	0.9	0.8	0.8	0.8	0.8
3. Pembuatan <i>Manufacturing</i>	9.9	10.0	10.1	10.1	10.1	10.1	10.2	10.4
3.1 Makanan, minuman dan tembakau <i>Food, beverages and tobacco</i>	1.0	1.0	1.0	1.0	1.0	1.0	1.0	1.0
3.2 Produk tekstil, kulit, kayu, kertas, cetakan dan terbitan <i>Textiles, leather, wood, paper products, printing and publishing</i>	2.0	2.0	1.9	1.9	1.9	1.8	1.8	1.7
3.3 Produk petroleum, kimia, getah dan plastik <i>Petroleum, chemicals, rubber and plastic products</i>	1.8	1.9	1.9	2.0	2.1	2.1	2.2	2.3
3.4 Produk mineral bukan logam, logam asas dan produk logam yang direka <i>Non-metallic mineral products, basic metal and fabricated metal products</i>	1.2	1.2	1.2	1.2	1.2	1.2	1.3	1.3
3.5 Elektrik dan elektronik <i>Electrical and electronic</i>	3.1	3.1	3.2	3.2	3.1	3.1	3.2	3.2
3.6 Kelengkapan pengangkutan dan pembuatan lain <i>Transport equipment and other manufactures</i>	0.8	0.8	0.9	0.9	0.9	0.9	0.9	0.9
4. Pembinaan <i>Construction</i>	1.0	1.0	1.0	1.0	1.0	1.0	1.0	0.9
5. Perkhidmatan <i>Services</i>	85.8	85.8	85.9	86.0	86.1	86.2	86.2	86.1
5.1 Perkhidmatan perantara <i>Intermediate services</i>	44.2	43.9	43.5	43.1	42.7	42.5	42.2	42.0
5.1.1 Pengangkutan, penyimpanan dan komunikasi <i>Transport, storage and communication</i>	13.2	13.0	12.7	12.5	12.4	12.4	12.4	12.4
5.1.2 Kewangan, insurans, hartanah dan perkhidmatan perniagaan <i>Finance, insurance, real estate and business services</i>	31.0	30.9	30.8	30.6	30.3	30.1	29.8	29.6
5.2 Perkhidmatan akhir <i>Final services</i>	18.7	18.6	18.5	18.4	18.3	18.3	18.2	18.2
5.2.1 Utiliti <i>Utilities</i>	13.7	13.5	13.2	13.0	12.8	12.6	12.4	12.1
5.2.2 Perdagangan borong dan runcit, penginapan dan restoran <i>Wholesale and retail trade, accommodation and restaurants</i>	4.1	4.2	4.3	4.4	4.6	4.7	4.9	5.0
5.2.3 Perkhidmatan-perkhidmatan lain <i>Other services</i>	0.9	0.9	0.9	0.9	0.9	1.0	1.0	1.0
5.3 Perkhidmatan kerajaan <i>Government services</i>	22.9	23.4	23.9	24.5	25.0	25.5	25.8	26.0
Jumlah PMT <i>Total COFC</i>	100.0	100.0	100.0	100.0	100.0	100.0	100.0	100.0
D. Pembahagian Peratus Pembuatan D. Percentage Share to Manufacturing								
3. Pembuatan <i>Manufacturing</i>								
3.1 Makanan, minuman dan tembakau <i>Food, beverages and tobacco</i>	9.8	9.8	9.7	9.7	9.8	9.8	9.7	9.7
3.2 Produk tekstil, kulit, kayu, kertas, cetakan dan terbitan <i>Textiles, leather, wood, paper products, printing and publishing</i>	20.0	19.6	19.1	18.6	18.3	17.9	17.2	16.5
3.3 Produk petroleum, kimia, getah dan plastik <i>Petroleum, chemicals, rubber and plastic products</i>	18.5	18.8	19.3	20.0	20.5	20.8	21.2	22.1
3.4 Produk mineral bukan logam, logam asas dan produk logam yang direka <i>Non-metallic mineral products, basic metal and fabricated metal products</i>	12.1	12.1	12.0	12.0	12.2	12.3	12.4	12.3
3.5 Elektrik dan elektronik <i>Electrical and electronic</i>	31.1	31.4	31.4	31.2	30.7	30.7	31.0	31.0
3.6 Kelengkapan pengangkutan dan pembuatan lain <i>Transport equipment and other manufactures</i>	8.4	8.4	8.5	8.4	8.5	8.6	8.4	8.3
Jumlah Pembuatan <i>Total Manufacturing</i>	100.0	100.0	100.0	100.0	100.0	100.0	100.0	100.0
E. Pembahagian Peratus Perkhidmatan E. Percentage Share to Services								
5. Perkhidmatan <i>Services</i>								
5.1 Perkhidmatan perantara <i>Intermediate services</i>	51.5	51.1	50.6	50.1	49.6	49.2	48.9	48.7
5.1.1 Pengangkutan, penyimpanan dan komunikasi <i>Transport, storage and communication</i>	15.4	15.1	14.8	14.5	14.4	14.4	14.3	14.4
5.1.2 Kewangan, insurans, hartanah dan perkhidmatan perniagaan <i>Finance, insurance, real estate and business services</i>	36.1	36.0	35.8	35.6	35.3	34.9	34.6	34.3
5.2 Perkhidmatan akhir <i>Final services</i>	21.8	21.7	21.5	21.4	21.3	21.2	21.1	21.1
5.2.1 Utiliti <i>Utilities</i>	15.9	15.7	15.4	15.2	14.9	14.6	14.4	14.1
5.2.2 Perdagangan borong dan runcit, penginapan dan restoran <i>Wholesale and retail trade, accommodation and restaurants</i>	4.8	4.9	5.0	5.2	5.3	5.5	5.6	5.8
5.2.3 Perkhidmatan-perkhidmatan lain <i>Other services</i>	1.1	1.1	1.1	1.1	1.1	1.1	1.1	1.2
5.3 Perkhidmatan kerajaan <i>Government services</i>	26.7	27.3	27.9	28.5	29.0	29.6	29.9	30.2
Jumlah Perkhidmatan <i>Total Services</i>	100.0	100.0	100.0	100.0	100.0	100.0	100.0	100.0

Jenis Aktiviti Ekonomi Kind of Economic Activity	2005	2006	2007	2008	2009	2010	2011 ^e	2012 ^p
A. Nilai Akhir Tahun (RM Juta) A. End Year Value (RM Million)								
1. Pertanian <i>Agriculture</i>	347	331	324	338	362	395	439	492
2. Perlombongan dan kuari <i>Mining and quarrying</i>	61	52	42	30	20	39	62	60
3. Pembuatan <i>Manufacturing</i>	1,603	1,479	1,329	1,211	1,104	1,008	997	1,048
3.1 Makanan, minuman dan tembakau <i>Food, beverages and tobacco</i>	237	226	205	195	190	180	185	198
3.2 Produk tekstil, kulit, kayu, kertas, cetakan dan terbitan <i>Textiles, leather, wood, paper products, printing and publishing</i>	441	394	333	274	224	190	194	213
3.3 Produk petroleum, kimia, getah dan plastik <i>Petroleum, chemicals, rubber and plastic products</i>	266	251	227	206	188	174	171	186
3.4 Produk mineral bukan logam, logam asas dan produk logam yang direka <i>Non-metallic mineral products, basic metal and fabricated metal products</i>	265	245	236	243	242	232	225	222
3.5 Elektrik dan elektronik <i>Electrical and electronic</i>	193	181	170	156	137	122	124	133
3.6 Kelengkapan pengangkutan dan pembuatan lain <i>Transport equipment and other manufactures</i>	201	182	158	137	123	110	99	96
4. Pembinaan <i>Construction</i>	454	466	541	584	575	623	712	820
5. Perkhidmatan <i>Services</i>	8,823	8,880	9,603	10,480	11,300	12,452	13,835	15,475
5.1 Perkhidmatan perantara <i>Intermediate services</i>	6,764	6,853	7,477	8,151	8,763	9,737	10,882	12,097
5.1.1 Pengangkutan, penyimpanan dan komunikasi <i>Transport, storage and communication</i>	6,452	6,512	7,133	7,778	8,363	9,306	10,363	11,420
5.1.2 Kewangan, insurans, hartanah dan perkhidmatan perniagaan <i>Finance, insurance, real estate and business services</i>	312	341	344	373	400	431	519	677
5.2 Perkhidmatan akhir <i>Final services</i>	1,015	1,109	1,272	1,469	1,667	1,857	2,055	2,281
5.2.1 Utiliti <i>Utilities</i>	184	198	197	158	131	108	92	83
5.2.2 Perdagangan borong dan runcit, penginapan dan restoran <i>Wholesale and retail trade, accommodation and restaurants</i>	578	683	884	1,149	1,399	1,617	1,817	2,028
5.2.3 Perkhidmatan-perkhidmatan lain <i>Other services</i>	253	227	192	162	138	132	146	170
5.3 Perkhidmatan kerajaan <i>Government services</i>	1,044	919	854	860	870	858	898	1,097
Jumlah PMT <i>Total COFC</i>	11,288	11,209	11,839	12,643	13,362	14,516	16,045	17,895
B. Perubahan Peratusan Tahunan B. Annual Percentage Change								
1. Pertanian <i>Agriculture</i>	-11.4	-4.6	-2.0	4.1	7.3	8.9	11.3	12.0
2. Perlombongan dan kuari <i>Mining and quarrying</i>	6.3	-14.5	-20.6	-27.5	-33.6	93.9	58.7	-1.9
3. Pembuatan <i>Manufacturing</i>	0.3	-7.7	-10.2	-8.9	-8.8	-8.7	-1.1	5.1
3.1 Makanan, minuman dan tembakau <i>Food, beverages and tobacco</i>	4.3	-4.7	-9.2	-5.1	-2.8	-4.8	2.6	7.1
3.2 Produk tekstil, kulit, kayu, kertas, cetakan dan terbitan <i>Textiles, leather, wood, paper products, printing and publishing</i>	-4.7	-10.7	-15.4	-17.7	-18.3	-15.2	1.8	9.9
3.3 Produk petroleum, kimia, getah dan plastik <i>Petroleum, chemicals, rubber and plastic products</i>	2.1	-5.8	-9.6	-9.1	-8.6	-7.8	-1.7	9.3
3.4 Produk mineral bukan logam, logam asas dan produk logam yang direka <i>Non-metallic mineral products, basic metal and fabricated metal products</i>	2.6	-7.5	-3.6	3.0	-0.4	-4.0	-3.2	-1.5
3.5 Elektrik dan elektronik <i>Electrical and electronic</i>	-0.5	-5.8	-6.2	-8.3	-11.9	-11.4	2.1	7.3
3.6 Kelengkapan pengangkutan dan pembuatan lain <i>Transport equipment and other manufactures</i>	2.9	-9.2	-13.3	-13.5	-10.0	-10.8	-9.9	-3.1
4. Pembinaan <i>Construction</i>	14.8	2.8	16.0	8.0	-1.5	8.3	14.3	15.2
5. Perkhidmatan <i>Services</i>	-8.9	0.6	8.1	9.1	7.8	10.2	11.1	11.8
5.1 Perkhidmatan perantara <i>Intermediate services</i>	-8.6	1.3	9.1	9.0	7.5	11.1	11.8	11.2
5.1.1 Pengangkutan, penyimpanan dan komunikasi <i>Transport, storage and communication</i>	-8.8	0.9	9.5	9.0	7.5	11.3	11.4	10.2
5.1.2 Kewangan, insurans, hartanah dan perkhidmatan perniagaan <i>Finance, insurance, real estate and business services</i>	-3.6	9.3	0.8	8.3	7.2	7.9	20.5	30.4
5.2 Perkhidmatan akhir <i>Final services</i>	-8.1	9.2	14.7	15.5	13.5	11.4	10.6	11.0
5.2.1 Utiliti <i>Utilities</i>	1.0	7.6	-1.0	-19.7	-17.1	-17.4	-14.8	-10.1
5.2.2 Perdagangan borong dan runcit, penginapan dan restoran <i>Wholesale and retail trade, accommodation and restaurants</i>	-10.6	18.3	29.3	30.0	21.7	15.6	12.4	11.6
5.2.3 Perkhidmatan-perkhidmatan lain <i>Other services</i>	-8.2	-10.5	-15.5	-15.3	-14.9	-4.5	10.4	16.6
5.3 Perkhidmatan kerajaan <i>Government services</i>	-11.7	-12.0	-7.0	0.8	1.2	-1.5	4.7	22.2
Jumlah PMT <i>Total COFC</i>	-6.9	-0.7	5.6	6.8	5.7	8.6	10.5	11.5

Jenis Aktiviti Ekonomi Kind of Economic Activity	2005	2006	2007	2008	2009	2010	2011 ^e	2012 ^p
C. Pembahagian Peratus PMT C. Percentage Share of COFC								
1. Pertanian Agriculture	3.1	3.0	2.7	2.7	2.7	2.7	2.7	2.7
2. Perlombongan dan kuari Mining and quarrying	0.5	0.5	0.4	0.2	0.1	0.3	0.4	0.3
3. Pembuatan Manufacturing	14.2	13.2	11.2	9.6	8.3	6.9	6.2	5.9
3.1 Makanan, minuman dan tembakau Food, beverages and tobacco	2.1	2.0	1.7	1.5	1.4	1.2	1.2	1.1
3.2 Produk tekstil, kulit, kayu, kertas, cetakan dan terbitan Textiles, leather, wood, paper products, printing and publishing	3.9	3.5	2.8	2.2	1.7	1.3	1.2	1.2
3.3 Produk petroleum, kimia, getah dan plastik Petroleum, chemicals, rubber and plastic products	2.4	2.2	1.9	1.6	1.4	1.2	1.1	1.0
3.4 Produk mineral bukan logam, logam asas dan produk logam yang direka Non-metallic mineral products, basic metal and fabricated metal products	2.3	2.2	2.0	1.9	1.8	1.6	1.4	1.2
3.5 Elektrik dan elektronik Electrical and electronic	1.7	1.6	1.4	1.2	1.0	0.8	0.8	0.7
3.6 Kelengkapan pengangkutan dan pembuatan lain Transport equipment and other manufactures	1.8	1.6	1.3	1.1	0.9	0.8	0.6	0.5
4. Pembinaan Construction	4.0	4.2	4.6	4.6	4.3	4.3	4.4	4.6
5. Perkhidmatan Services	78.2	79.2	81.1	82.9	84.6	85.8	86.2	86.5
5.1 Perkhidmatan perantara Intermediate services	59.9	61.1	63.2	64.5	65.6	67.1	67.8	67.6
5.1.1 Pengangkutan, penyimpanan dan komunikasi Transport, storage and communication	57.2	58.1	60.3	61.5	62.6	64.1	64.6	63.8
5.1.2 Kewangan, insurans, hartanah dan perkhidmatan perniagaan Finance, insurance, real estate and business services	2.8	3.0	2.9	2.9	3.0	3.0	3.2	3.8
5.2 Perkhidmatan akhir Final services	9.0	9.9	10.7	11.6	12.5	12.8	12.8	12.7
5.2.1 Utiliti Utilities	1.6	1.8	1.7	1.2	1.0	0.7	0.6	0.5
5.2.2 Perdagangan borong dan runcit, penginapan dan restoran Wholesale and retail trade, accommodation and restaurants	5.1	6.1	7.5	9.1	10.5	11.1	11.3	11.3
5.2.3 Perkhidmatan-perkhidmatan lain Other services	2.2	2.0	1.6	1.3	1.0	0.9	0.9	0.9
5.3 Perkhidmatan kerajaan Government services	9.2	8.2	7.2	6.8	6.5	5.9	5.6	6.1
Jumlah PMT Total COFC	100.0	100.0	100.0	100.0	100.0	100.0	100.0	100.0
D. Pembahagian Peratus Pembuatan D. Percentage Share to Manufacturing								
3. Pembuatan Manufacturing								
3.1 Makanan, minuman dan tembakau Food, beverages and tobacco	14.8	15.3	15.5	16.1	17.2	17.9	18.6	18.9
3.2 Produk tekstil, kulit, kayu, kertas, cetakan dan terbitan Textiles, leather, wood, paper products, printing and publishing	27.5	26.6	25.1	22.6	20.3	18.9	19.4	20.3
3.3 Produk petroleum, kimia, getah dan plastik Petroleum, chemicals, rubber and plastic products	16.6	16.9	17.0	17.0	17.1	17.2	17.1	17.8
3.4 Produk mineral bukan logam, logam asas dan produk logam yang direka Non-metallic mineral products, basic metal and fabricated metal products	16.5	16.6	17.8	20.1	21.9	23.1	22.6	21.2
3.5 Elektrik dan elektronik Electrical and electronic	12.0	12.3	12.8	12.9	12.4	12.1	12.5	12.7
3.6 Kelengkapan pengangkutan dan pembuatan lain Transport equipment and other manufactures	12.5	12.3	11.9	11.3	11.1	10.9	9.9	9.1
Jumlah Pembuatan Total Manufacturing	100.0	100.0	100.0	100.0	100.0	100.0	100.0	100.0
E. Pembahagian Peratus Perkhidmatan E. Percentage Share to Services								
5. Perkhidmatan Services								
5.1 Perkhidmatan perantara Intermediate services	76.7	77.2	77.9	77.8	77.5	78.2	78.7	78.2
5.1.1 Pengangkutan, penyimpanan dan komunikasi Transport, storage and communication	73.1	73.3	74.3	74.2	74.0	74.7	74.9	73.8
5.1.2 Kewangan, insurans, hartanah dan perkhidmatan perniagaan Finance, insurance, real estate and business services	3.5	3.8	3.6	3.6	3.5	3.5	3.8	4.4
5.2 Perkhidmatan akhir Final services	11.5	12.5	13.2	14.0	14.8	14.9	14.9	14.7
5.2.1 Utiliti Utilities	2.1	2.2	2.0	1.5	1.2	0.9	0.7	0.5
5.2.2 Perdagangan borong dan runcit, penginapan dan restoran Wholesale and retail trade, accommodation and restaurants	6.5	7.7	9.2	11.0	12.4	13.0	13.1	13.1
5.2.3 Perkhidmatan-perkhidmatan lain Other services	2.9	2.6	2.0	1.5	1.2	1.1	1.1	1.1
5.3 Perkhidmatan kerajaan Government services	11.8	10.3	8.9	8.2	7.7	6.9	6.5	7.1
Jumlah Perkhidmatan Total Services	100.0	100.0	100.0	100.0	100.0	100.0	100.0	100.0

Jenis Aktiviti Ekonomi Kind of Economic Activity	2005	2006	2007	2008	2009	2010	2011 ^e	2012 ^p
A. Nilai Akhir Tahun (RM Juta) A. End Year Value (RM Million)								
1. Pertanian <i>Agriculture</i>	708	716	725	758	808	833	830	842
2. Perlombongan dan kuari <i>Mining and quarrying</i>	1,461	1,401	1,406	1,693	2,230	3,028	3,987	5,238
3. Pembuatan <i>Manufacturing</i>	20,806	21,296	21,483	21,465	20,944	20,330	20,393	20,831
3.1 Makanan, minuman dan tembakau <i>Food, beverages and tobacco</i>	1,201	1,290	1,354	1,442	1,560	1,676	1,806	2,002
3.2 Produk tekstil, kulit, kayu, kertas, cetakan dan terbitan <i>Textiles, leather, wood, paper products, printing and publishing</i>	2,328	2,246	2,143	2,088	1,998	1,861	1,782	1,798
3.3 Produk petroleum, kimia, getah dan plastik <i>Petroleum, chemicals, rubber and plastic products</i>	5,222	5,254	5,374	5,553	5,505	5,411	5,497	5,746
3.4 Produk mineral bukan logam, logam asas dan produk logam yang direka <i>Non-metallic mineral products, basic metal and fabricated metal products</i>	2,144	2,139	2,064	2,074	2,101	2,183	2,382	2,510
3.5 Elektrik dan elektronik <i>Electrical and electronic</i>	8,524	8,901	9,035	8,775	8,210	7,615	7,334	7,119
3.6 Kelengkapan pengangkutan dan pembuatan lain <i>Transport equipment and other manufactures</i>	1,386	1,466	1,514	1,535	1,570	1,585	1,593	1,656
4. Pembinaan <i>Construction</i>	491	509	582	722	829	865	927	1,028
5. Perkhidmatan <i>Services</i>	12,722	15,249	17,939	20,300	21,433	21,378	21,009	20,980
5.1 Perkhidmatan perantara <i>Intermediate services</i>	4,066	5,258	6,661	7,956	8,291	7,721	7,022	6,955
5.1.1 Pengangkutan, penyimpanan dan komunikasi <i>Transport, storage and communication</i>	2,582	3,426	4,451	5,394	5,582	5,235	4,824	4,835
5.1.2 Kewangan, insurans, hartanah dan perkhidmatan perniagaan <i>Finance, insurance, real estate and business services</i>	1,484	1,833	2,211	2,562	2,708	2,486	2,197	2,120
5.2 Perkhidmatan akhir <i>Final services</i>	2,491	3,467	4,314	5,045	5,736	6,301	6,799	7,250
5.2.1 Utiliti <i>Utilities</i>	1,291	1,780	2,262	2,708	3,007	3,246	3,478	3,689
5.2.2 Perdagangan borong dan runcit, penginapan dan restoran <i>Wholesale and retail trade, accommodation and restaurants</i>	739	1,068	1,345	1,543	1,718	1,823	1,901	1,987
5.2.3 Perkhidmatan-perkhidmatan lain <i>Other services</i>	460	619	707	794	1,012	1,233	1,420	1,573
5.3 Perkhidmatan kerajaan <i>Government services</i>	6,165	6,524	6,964	7,299	7,406	7,355	7,188	6,775
Jumlah PMT <i>Total COFC</i>	36,188	39,171	42,135	44,939	46,244	46,434	47,146	48,919
B. Perubahan Peratusan Tahunan B. Annual Percentage Change								
1. Pertanian <i>Agriculture</i>	12.9	1.0	1.3	4.6	6.6	3.0	-0.3	1.5
2. Perlombongan dan kuari <i>Mining and quarrying</i>	-1.5	-4.1	0.3	20.4	31.7	35.8	31.7	31.4
3. Pembuatan <i>Manufacturing</i>	4.8	2.4	0.9	-0.1	-2.4	-2.9	0.3	2.1
3.1 Makanan, minuman dan tembakau <i>Food, beverages and tobacco</i>	9.2	7.4	4.9	6.5	8.2	7.4	7.8	10.9
3.2 Produk tekstil, kulit, kayu, kertas, cetakan dan terbitan <i>Textiles, leather, wood, paper products, printing and publishing</i>	-3.7	-3.5	-4.6	-2.6	-4.3	-6.9	-4.2	0.9
3.3 Produk petroleum, kimia, getah dan plastik <i>Petroleum, chemicals, rubber and plastic products</i>	12.0	0.6	2.3	3.3	-0.9	-1.7	1.6	4.5
3.4 Produk mineral bukan logam, logam asas dan produk logam yang direka <i>Non-metallic mineral products, basic metal and fabricated metal products</i>	-0.8	-0.2	-3.5	0.5	1.3	3.9	9.1	5.4
3.5 Elektrik dan elektronik <i>Electrical and electronic</i>	3.8	4.4	1.5	-2.9	-6.4	-7.3	-3.7	-2.9
3.6 Kelengkapan pengangkutan dan pembuatan lain <i>Transport equipment and other manufactures</i>	7.1	5.8	3.2	1.4	2.3	1.0	0.5	4.0
4. Pembinaan <i>Construction</i>	-6.9	3.5	14.5	24.0	14.8	4.3	7.1	11.0
5. Perkhidmatan <i>Services</i>	11.2	19.9	17.6	13.2	5.6	-0.3	-1.7	-0.1
5.1 Perkhidmatan perantara <i>Intermediate services</i>	18.1	29.3	26.7	19.4	4.2	-6.9	-9.1	-0.9
5.1.1 Pengangkutan, penyimpanan dan komunikasi <i>Transport, storage and communication</i>	26.8	32.7	29.9	21.2	3.5	-6.2	-7.9	0.2
5.1.2 Kewangan, insurans, hartanah dan perkhidmatan perniagaan <i>Finance, insurance, real estate and business services</i>	5.5	23.5	20.6	15.9	5.7	-8.2	-11.6	-3.5
5.2 Perkhidmatan akhir <i>Final services</i>	18.6	39.2	24.4	16.9	13.7	9.8	7.9	6.6
5.2.1 Utiliti <i>Utilities</i>	17.1	37.8	27.1	19.7	11.0	8.0	7.2	6.1
5.2.2 Perdagangan borong dan runcit, penginapan dan restoran <i>Wholesale and retail trade, accommodation and restaurants</i>	12.6	44.6	25.9	14.7	11.4	6.1	4.3	4.5
5.2.3 Perkhidmatan-perkhidmatan lain <i>Other services</i>	34.9	34.6	14.2	12.2	27.5	21.8	15.2	10.8
5.3 Perkhidmatan kerajaan <i>Government services</i>	4.6	5.8	6.8	4.8	1.5	-0.7	-2.3	-5.7
Jumlah PMT <i>Total COFC</i>	6.7	8.2	7.6	6.7	2.9	0.4	1.5	3.8

Jenis Aktiviti Ekonomi Kind of Economic Activity	2005	2006	2007	2008	2009	2010	2011 ^e	2012 ^p
C. Pembahagian Peratus PMT C. Percentage Share of COFC								
1. Pertanian <i>Agriculture</i>	2.0	1.8	1.7	1.7	1.7	1.8	1.8	1.7
2. Perlombongan dan kuari <i>Mining and quarrying</i>	4.0	3.6	3.3	3.8	4.8	6.5	8.5	10.7
3. Pembuatan <i>Manufacturing</i>	57.5	54.4	51.0	47.8	45.3	43.8	43.3	42.6
3.1 Makanan, minuman dan tembakau <i>Food, beverages and tobacco</i>	3.3	3.3	3.2	3.2	3.4	3.6	3.8	4.1
3.2 Produk tekstil, kulit, kayu, kertas, cetakan dan terbitan <i>Textiles, leather, wood, paper products, printing and publishing</i>	6.4	5.7	5.1	4.6	4.3	4.0	3.8	3.7
3.3 Produk petroleum, kimia, getah dan plastik <i>Petroleum, chemicals, rubber and plastic products</i>	14.4	13.4	12.8	12.4	11.9	11.7	11.7	11.7
3.4 Produk mineral bukan logam, logam asas dan produk logam yang direka <i>Non-metallic mineral products, basic metal and fabricated metal products</i>	5.9	5.5	4.9	4.6	4.5	4.7	5.1	5.1
3.5 Elektrik dan elektronik <i>Electrical and electronic</i>	23.6	22.7	21.4	19.5	17.8	16.4	15.6	14.6
3.6 Kelengkapan pengangkutan dan pembuatan lain <i>Transport equipment and other manufactures</i>	3.8	3.7	3.6	3.4	3.4	3.4	3.4	3.4
4. Pembinaan <i>Construction</i>	1.4	1.3	1.4	1.6	1.8	1.9	2.0	2.1
5. Perkhidmatan <i>Services</i>	35.2	38.9	42.6	45.2	46.3	46.0	44.6	42.9
5.1 Perkhidmatan perantara <i>Intermediate services</i>	11.2	13.4	15.8	17.7	17.9	16.6	14.9	14.2
5.1.1 Pengangkutan, penyimpanan dan komunikasi <i>Transport, storage and communication</i>	7.1	8.7	10.6	12.0	12.1	11.3	10.2	9.9
5.1.2 Kewangan, insurans, hartanah dan perkhidmatan perniagaan <i>Finance, insurance, real estate and business services</i>	4.1	4.7	5.2	5.7	5.9	5.4	4.7	4.3
5.2 Perkhidmatan akhir <i>Final services</i>	6.9	8.9	10.2	11.2	12.4	13.6	14.4	14.8
5.2.1 Utiliti <i>Utilities</i>	3.6	4.5	5.4	6.0	6.5	7.0	7.4	7.5
5.2.2 Perdagangan borong dan runcit, penginapan dan restoran <i>Wholesale and retail trade, accommodation and restaurants</i>	2.0	2.7	3.2	3.4	3.7	3.9	4.0	4.1
5.2.3 Perkhidmatan-perkhidmatan lain <i>Other services</i>	1.3	1.6	1.7	1.8	2.2	2.7	3.0	3.2
5.3 Perkhidmatan kerajaan <i>Government services</i>	17.0	16.7	16.5	16.2	16.0	15.8	15.2	13.9
Jumlah PMT <i>Total COFC</i>	100.0	100.0	100.0	100.0	100.0	100.0	100.0	100.0
D. Pembahagian Peratus Pembuatan D. Percentage Share to Manufacturing								
3. Pembuatan <i>Manufacturing</i>								
3.1 Makanan, minuman dan tembakau <i>Food, beverages and tobacco</i>	5.8	6.1	6.3	6.7	7.4	8.2	8.9	9.6
3.2 Produk tekstil, kulit, kayu, kertas, cetakan dan terbitan <i>Textiles, leather, wood, paper products, printing and publishing</i>	11.2	10.5	10.0	9.7	9.5	9.2	8.7	8.6
3.3 Produk petroleum, kimia, getah dan plastik <i>Petroleum, chemicals, rubber and plastic products</i>	25.1	24.7	25.0	25.9	26.3	26.6	27.0	27.6
3.4 Produk mineral bukan logam, logam asas dan produk logam yang direka <i>Non-metallic mineral products, basic metal and fabricated metal products</i>	10.3	10.0	9.6	9.7	10.0	10.7	11.7	12.1
3.5 Elektrik dan elektronik <i>Electrical and electronic</i>	41.0	41.8	42.1	40.9	39.2	37.5	36.0	34.2
3.6 Kelengkapan pengangkutan dan pembuatan lain <i>Transport equipment and other manufactures</i>	6.7	6.9	7.0	7.2	7.5	7.8	7.8	7.9
Jumlah Pembuatan <i>Total Manufacturing</i>	100.0	100.0	100.0	100.0	100.0	100.0	100.0	100.0
E. Pembahagian Peratus Perkhidmatan E. Percentage Share to Services								
5. Perkhidmatan <i>Services</i>								
5.1 Perkhidmatan perantara <i>Intermediate services</i>	32.0	34.5	37.1	39.2	38.7	36.1	33.4	33.2
5.1.1 Pengangkutan, penyimpanan dan komunikasi <i>Transport, storage and communication</i>	20.3	22.5	24.8	26.6	26.0	24.5	23.0	23.0
5.1.2 Kewangan, insurans, hartanah dan perkhidmatan perniagaan <i>Finance, insurance, real estate and business services</i>	11.7	12.0	12.3	12.6	12.6	11.6	10.5	10.1
5.2 Perkhidmatan akhir <i>Final services</i>	19.6	22.7	24.0	24.9	26.8	29.5	32.4	34.6
5.2.1 Utiliti <i>Utilities</i>	10.2	11.7	12.6	13.3	14.0	15.2	16.6	17.6
5.2.2 Perdagangan borong dan runcit, penginapan dan restoran <i>Wholesale and retail trade, accommodation and restaurants</i>	5.8	7.0	7.5	7.6	8.0	8.5	9.1	9.5
5.2.3 Perkhidmatan-perkhidmatan lain <i>Other services</i>	3.6	4.1	3.9	3.9	4.7	5.8	6.8	7.5
5.3 Perkhidmatan kerajaan <i>Government services</i>	48.5	42.8	38.8	36.0	34.6	34.4	34.2	32.3
Jumlah Perkhidmatan <i>Total Services</i>	100.0	100.0	100.0	100.0	100.0	100.0	100.0	100.0

Jenis Aktiviti Ekonomi Kind of Economic Activity	2005	2006	2007	2008	2009	2010	2011 ^e	2012 ^p
A. Nilai Akhir Tahun (RM Juta) A. End Year Value (RM Million)								
1. Pertanian <i>Agriculture</i>	1,732	1,777	1,858	1,975	2,054	2,193	2,386	2,577
2. Perlombongan dan kuari <i>Mining and quarrying</i>	1,920	2,120	2,364	2,635	2,915	3,212	3,503	3,871
3. Pembuatan <i>Manufacturing</i>	1,107	1,314	1,546	1,928	1,809	2,102	2,462	2,873
3.1 Makanan, minuman dan tembakau <i>Food, beverages and tobacco</i>	62	60	63	104	70	95	116	126
3.2 Produk tekstil, kulit, kayu, kertas, cetakan dan terbitan <i>Textiles, leather, wood, paper products, printing and publishing</i>	45	41	52	54	54	49	56	64
3.3 Produk petroleum, kimia, getah dan plastik <i>Petroleum, chemicals, rubber and plastic products</i>	185	248	318	372	273	260	333	482
3.4 Produk mineral bukan logam, logam asas dan produk logam yang direka <i>Non-metallic mineral products, basic metal and fabricated metal products</i>	56	62	50	114	68	94	107	127
3.5 Elektrik dan elektronik <i>Electrical and electronic</i>	676	779	926	1,141	1,178	1,422	1,624	1,809
3.6 Kelengkapan pengangkutan dan pembuatan lain <i>Transport equipment and other manufactures</i>	83	124	137	142	166	181	225	265
4. Pembinaan <i>Construction</i>	69	57	51	58	17	50	62	76
5. Perkhidmatan <i>Services</i>	1,424	1,606	2,055	2,372	2,563	3,125	3,552	4,128
5.1 Perkhidmatan perantara <i>Intermediate services</i>	312	368	467	623	676	1,136	1,359	1,598
5.1.1 Pengangkutan, penyimpanan dan komunikasi <i>Transport, storage and communication</i>	116	166	183	418	399	716	795	870
5.1.2 Kewangan, insurans, hartanah dan perkhidmatan perniagaan <i>Finance, insurance, real estate and business services</i>	196	202	284	205	277	420	564	728
5.2 Perkhidmatan akhir <i>Final services</i>	878	929	1,177	1,239	1,297	1,355	1,549	1,868
5.2.1 Utiliti <i>Utilities</i>	349	278	416	388	379	280	314	436
5.2.2 Perdagangan borong dan runcit, penginapan dan restoran <i>Wholesale and retail trade, accommodation and restaurants</i>	172	229	269	324	266	307	347	403
5.2.3 Perkhidmatan-perkhidmatan lain <i>Other services</i>	357	422	493	526	652	769	888	1,029
5.3 Perkhidmatan kerajaan <i>Government services</i>	234	309	410	510	590	633	643	663
Jumlah PMT <i>Total COFC</i>	6,252	6,874	7,875	8,968	9,359	10,681	11,964	13,526
B. Perubahan Peratusan Tahunan B. Annual Percentage Change								
1. Pertanian <i>Agriculture</i>	4.1	2.6	4.6	6.3	4.0	6.7	8.8	8.0
2. Perlombongan dan kuari <i>Mining and quarrying</i>	8.6	10.5	11.5	11.5	10.6	10.2	9.0	10.5
3. Pembuatan <i>Manufacturing</i>	6.0	18.7	17.6	24.7	-6.1	16.1	17.1	16.7
3.1 Makanan, minuman dan tembakau <i>Food, beverages and tobacco</i>	-3.3	-3.2	4.1	66.2	-32.6	35.2	22.3	8.4
3.2 Produk tekstil, kulit, kayu, kertas, cetakan dan terbitan <i>Textiles, leather, wood, paper products, printing and publishing</i>	-32.8	-9.1	25.9	4.6	0.4	-9.7	13.8	15.2
3.3 Produk petroleum, kimia, getah dan plastik <i>Petroleum, chemicals, rubber and plastic products</i>	44.9	33.9	28.3	16.8	-26.7	-4.6	28.0	44.5
3.4 Produk mineral bukan logam, logam asas dan produk logam yang direka <i>Non-metallic mineral products, basic metal and fabricated metal products</i>	-3.9	10.6	-20.4	129.5	-40.0	37.6	14.3	18.5
3.5 Elektrik dan elektronik <i>Electrical and electronic</i>	9.8	15.2	18.9	23.2	3.2	20.7	14.2	11.4
3.6 Kelengkapan pengangkutan dan pembuatan lain <i>Transport equipment and other manufactures</i>	-25.8	49.6	11.0	3.7	16.5	9.2	24.4	17.7
4. Pembinaan <i>Construction</i>	37.6	-16.8	-11.0	13.9	-70.0	185.6	25.7	22.2
5. Perkhidmatan <i>Services</i>	-10.4	12.8	28.0	15.4	8.1	21.9	13.7	16.2
5.1 Perkhidmatan perantara <i>Intermediate services</i>	-17.8	17.8	27.0	33.4	8.4	68.0	19.7	17.5
5.1.1 Pengangkutan, penyimpanan dan komunikasi <i>Transport, storage and communication</i>	-64.6	42.9	10.2	128.3	-4.6	79.6	11.0	9.4
5.1.2 Kewangan, insurans, hartanah dan perkhidmatan perniagaan <i>Finance, insurance, real estate and business services</i>	286.5	2.9	40.9	-27.7	35.0	51.3	34.5	29.0
5.2 Perkhidmatan akhir <i>Final services</i>	-13.6	5.9	26.7	5.2	4.7	4.5	14.3	20.6
5.2.1 Utiliti <i>Utilities</i>	1.7	-20.1	49.5	-6.7	-2.5	-26.1	12.4	38.8
5.2.2 Perdagangan borong dan runcit, penginapan dan restoran <i>Wholesale and retail trade, accommodation and restaurants</i>	-56.2	33.2	17.4	20.7	-17.9	15.5	12.8	16.3
5.2.3 Perkhidmatan-perkhidmatan lain <i>Other services</i>	27.2	18.1	16.8	6.8	23.9	17.8	15.6	15.8
5.3 Perkhidmatan kerajaan <i>Government services</i>	20.9	32.2	32.9	24.1	15.8	7.4	1.5	3.0
Jumlah PMT <i>Total COFC</i>	2.2	10.0	14.5	13.9	4.4	14.1	12.0	13.1

Jenis Aktiviti Ekonomi Kind of Economic Activity	2005	2006	2007	2008	2009	2010	2011 ^e	2012 ^p
C. Pembahagian Peratus PMT C. Percentage Share of COFC								
1. Pertanian <i>Agriculture</i>	27.7	25.8	23.6	22.0	21.9	20.5	19.9	19.1
2. Perlombongan dan kuari <i>Mining and quarrying</i>	30.7	30.8	30.0	29.4	31.1	30.1	29.3	28.6
3. Pembuatan <i>Manufacturing</i>	17.7	19.1	19.6	21.5	19.3	19.7	20.6	21.2
3.1 Makanan, minuman dan tembakau <i>Food, beverages and tobacco</i>	1.0	0.9	0.8	1.2	0.8	0.9	1.0	0.9
3.2 Produk tekstil, kulit, kayu, kertas, cetakan dan terbitan <i>Textiles, leather, wood, paper products, printing and publishing</i>	0.7	0.6	0.7	0.6	0.6	0.5	0.5	0.5
3.3 Produk petroleum, kimia, getah dan plastik <i>Petroleum, chemicals, rubber and plastic products</i>	3.0	3.6	4.0	4.1	2.9	2.4	2.8	3.6
3.4 Produk mineral bukan logam, logam asas dan produk logam yang direka <i>Non-metallic mineral products, basic metal and fabricated metal products</i>	0.9	0.9	0.6	1.3	0.7	0.9	0.9	0.9
3.5 Elektrik dan elektronik <i>Electrical and electronic</i>	10.8	11.3	11.8	12.7	12.6	13.3	13.6	13.4
3.6 Kelengkapan pengangkutan dan pembuatan lain <i>Transport equipment and other manufactures</i>	1.3	1.8	1.7	1.6	1.8	1.7	1.9	2.0
4. Pembinaan <i>Construction</i>	1.1	0.8	0.6	0.6	0.2	0.5	0.5	0.6
5. Perkhidmatan <i>Services</i>	22.8	23.4	26.1	26.4	27.4	29.3	29.7	30.5
5.1 Perkhidmatan perantara <i>Intermediate services</i>	5.0	5.4	5.9	7.0	7.2	10.6	11.4	11.8
5.1.1 Pengangkutan, penyimpanan dan komunikasi <i>Transport, storage and communication</i>	1.9	2.4	2.3	4.7	4.3	6.7	6.6	6.4
5.1.2 Kewangan, insurans, hartanah dan perkhidmatan perniagaan <i>Finance, insurance, real estate and business services</i>	3.1	2.9	3.6	2.3	3.0	3.9	4.7	5.4
5.2 Perkhidmatan akhir <i>Final services</i>	14.0	13.5	15.0	13.8	13.9	12.7	12.9	13.8
5.2.1 Utiliti <i>Utilities</i>	5.6	4.0	5.3	4.3	4.0	2.6	2.6	3.2
5.2.2 Perdagangan borong dan runcit, penginapan dan restoran <i>Wholesale and retail trade, accommodation and restaurants</i>	2.7	3.3	3.4	3.6	2.8	2.9	2.9	3.0
5.2.3 Perkhidmatan-perkhidmatan lain <i>Other services</i>	5.7	6.1	6.3	5.9	7.0	7.2	7.4	7.6
5.3 Perkhidmatan kerajaan <i>Government services</i>	3.7	4.5	5.2	5.7	6.3	5.9	5.4	4.9
Jumlah PMT <i>Total COFC</i>	100.0	100.0	100.0	100.0	100.0	100.0	100.0	100.0
D. Pembahagian Peratus Pembuatan D. Percentage Share to Manufacturing								
3. Pembuatan <i>Manufacturing</i>								
3.1 Makanan, minuman dan tembakau <i>Food, beverages and tobacco</i>	5.6	4.6	4.1	5.4	3.9	4.5	4.7	4.4
3.2 Produk tekstil, kulit, kayu, kertas, cetakan dan terbitan <i>Textiles, leather, wood, paper products, printing and publishing</i>	4.1	3.1	3.3	2.8	3.0	2.3	2.3	2.2
3.3 Produk petroleum, kimia, getah dan plastik <i>Petroleum, chemicals, rubber and plastic products</i>	16.7	18.9	20.6	19.3	15.1	12.4	13.5	16.8
3.4 Produk mineral bukan logam, logam asas dan produk logam yang direka <i>Non-metallic mineral products, basic metal and fabricated metal products</i>	5.1	4.7	3.2	5.9	3.8	4.5	4.4	4.4
3.5 Elektrik dan elektronik <i>Electrical and electronic</i>	61.0	59.3	59.9	59.2	65.1	67.7	66.0	63.0
3.6 Kelengkapan pengangkutan dan pembuatan lain <i>Transport equipment and other manufactures</i>	7.5	9.4	8.9	7.4	9.2	8.6	9.2	9.2
Jumlah Pembuatan <i>Total Manufacturing</i>	100.0	100.0	100.0	100.0	100.0	100.0	100.0	100.0
E. Pembahagian Peratus Perkhidmatan E. Percentage Share to Services								
5. Perkhidmatan <i>Services</i>								
5.1 Perkhidmatan perantara <i>Intermediate services</i>	21.9	22.9	22.7	26.3	26.4	36.3	38.3	38.7
5.1.1 Pengangkutan, penyimpanan dan komunikasi <i>Transport, storage and communication</i>	8.2	10.4	8.9	17.6	15.6	22.9	22.4	21.1
5.1.2 Kewangan, insurans, hartanah dan perkhidmatan perniagaan <i>Finance, insurance, real estate and business services</i>	13.8	12.6	13.8	8.7	10.8	13.4	15.9	17.6
5.2 Perkhidmatan akhir <i>Final services</i>	61.6	57.9	57.3	52.2	50.6	43.4	43.6	45.2
5.2.1 Utiliti <i>Utilities</i>	24.5	17.3	20.2	16.4	14.8	9.0	8.9	10.6
5.2.2 Perdagangan borong dan runcit, penginapan dan restoran <i>Wholesale and retail trade, accommodation and restaurants</i>	12.1	14.2	13.1	13.7	10.4	9.8	9.8	9.8
5.2.3 Perkhidmatan-perkhidmatan lain <i>Other services</i>	25.1	26.3	24.0	22.2	25.5	24.6	25.0	24.9
5.3 Perkhidmatan kerajaan <i>Government services</i>	16.4	19.2	20.0	21.5	23.0	20.3	18.1	16.1
Jumlah Perkhidmatan <i>Total Services</i>	100.0	100.0	100.0	100.0	100.0	100.0	100.0	100.0

**Jadual Terperinci mengikut Jenis
Aktiviti Ekonomi dan Jenis Aset**
*Detailed Tables by Kind of Economic
Activity and Type of Assets*

Stok Modal Kasar
Gross Capital Stock


Stok Modal Bersih
Net Capital Stock

Stok Modal Produktif
Productive Capital Stock

Penggunaan Modal Tetap
Consumption of Fixed Capital



Stok Modal Kasar
Gross Capital Stock



Jadual 1.1.2A
Table

SMK mengikut Jenis Aktiviti Ekonomi dan Jenis Aset pada Harga Semasa - RM Juta - Nilai Akhir Tahun
GKS by Kind of Economic Activity and Type of Assets at Current Prices - RM Million - End Year Value

Jenis Aktiviti Ekonomi Kind of Economic Activity	2005	2006	2007	2008	2009	2010	2011 ^e	2012 ^p
1. Pertanian <i>Agriculture</i>								
a) Struktur <i>Structures</i>	21,065	22,074	23,425	24,349	26,514	29,137	32,717	30,398
b) Kelengkapan pengangkutan <i>Transport equipment</i>	2,207	2,250	2,262	2,312	2,398	2,653	2,973	3,361
c) jentera dan kelengkapan <i>Machinery and equipment</i>	5,436	5,775	6,170	6,612	7,188	7,426	7,685	8,027
d) Aset lain <i>Other assets</i>	21,033	22,737	24,131	30,507	28,489	31,406	36,566	39,453
Jumlah <i>Total</i>	49,741	52,836	55,988	63,779	64,589	70,622	79,941	81,238
2. Perlombongan dan kuari <i>Mining and quarrying</i>								
a) Struktur <i>Structures</i>	8,889	9,232	9,691	9,959	10,746	11,684	12,951	11,694
b) Kelengkapan pengangkutan <i>Transport equipment</i>	348	319	277	224	168	336	333	339
c) jentera dan kelengkapan <i>Machinery and equipment</i>	14,905	13,882	14,613	17,932	23,195	31,012	39,149	52,231
d) Aset lain <i>Other assets</i>	98,772	123,096	162,642	188,913	217,099	227,208	280,484	315,563
Jumlah <i>Total</i>	122,914	146,529	187,223	217,028	251,208	270,240	332,917	379,827
3. Pembuatan <i>Manufacturing</i>								
a) Struktur <i>Structures</i>	92,139	100,202	109,725	119,522	132,416	149,594	174,250	179,649
b) Kelengkapan pengangkutan <i>Transport equipment</i>	9,563	9,309	8,817	8,283	7,535	6,964	6,891	6,818
c) jentera dan kelengkapan <i>Machinery and equipment</i>	193,922	204,212	205,907	211,192	209,017	209,849	211,620	216,022
d) Aset lain <i>Other assets</i>	9,708	11,928	14,176	16,861	18,572	22,049	26,218	29,734
Jumlah <i>Total</i>	305,333	325,651	338,625	355,858	367,539	388,457	418,979	432,223
3.1 Makanan, minuman dan tembakau <i>Food, beverages and tobacco</i>								
a) Struktur <i>Structures</i>	9,243	9,992	10,865	12,000	13,296	14,889	17,407	17,892
b) Kelengkapan pengangkutan <i>Transport equipment</i>	1,362	1,334	1,257	1,246	1,180	1,130	1,169	1,187
c) jentera dan kelengkapan <i>Machinery and equipment</i>	11,175	12,043	12,834	14,021	15,490	16,594	18,081	20,277
d) Aset lain <i>Other assets</i>	307	356	420	557	594	706	838	923
Jumlah <i>Total</i>	22,088	23,724	25,377	27,823	30,559	33,319	37,494	40,279
3.2 Produk tekstil, kulit, kayu, kertas, cetakan dan terbitan <i>Textiles, leather, wood, paper products, printing and publishing</i>								
a) Struktur <i>Structures</i>	18,076	19,100	20,483	21,530	23,646	25,772	28,710	28,310
b) Kelengkapan pengangkutan <i>Transport equipment</i>	2,457	2,347	2,092	1,782	1,467	1,288	1,334	1,328
c) jentera dan kelengkapan <i>Machinery and equipment</i>	23,057	22,452	21,588	21,361	20,350	19,498	18,965	19,401
d) Aset lain <i>Other assets</i>	164	198	232	265	293	338	407	463
Jumlah <i>Total</i>	43,755	44,098	44,395	44,939	45,756	46,896	49,416	49,501

Jadual 1.1.2A
Table

SMK mengikut Jenis Aktiviti Ekonomi dan Jenis Aset pada Harga Semasa - RM Juta - Nilai Akhir Tahun
GKS by Kind of Economic Activity and Type of Assets at Current Prices - RM Million - End Year Value

Jenis Aktiviti Ekonomi <i>Kind of Economic Activity</i>	2005	2006	2007	2008	2009	2010	2011 ^e	2012 ^p
3.3 Produk petroleum, kimia, getah dan plastik <i>Petroleum, chemicals, rubber and plastic products</i>								
a) Struktur <i>Structures</i>	16,695	18,672	21,481	24,445	27,672	31,825	38,140	41,711
b) Kelengkapan pengangkutan <i>Transport equipment</i>	1,632	1,599	1,520	1,433	1,315	1,213	1,169	1,225
c) Jentera dan kelengkapan <i>Machinery and equipment</i>	46,109	49,335	51,846	55,112	54,610	56,104	56,612	59,831
d) Aset lain <i>Other assets</i>	1,558	1,760	1,934	2,123	2,100	2,561	3,191	3,832
Jumlah <i>Total</i>	65,994	71,366	76,782	83,112	85,698	91,704	99,111	106,599
3.4 Produk mineral bukan logam, logam asas dan produk logam yang direka <i>Non-metallic mineral products, basic metal and fabricated metal products</i>								
a) Struktur <i>Structures</i>	11,061	12,004	12,853	14,501	16,240	18,522	21,596	22,101
b) Kelengkapan pengangkutan <i>Transport equipment</i>	1,585	1,534	1,581	1,585	1,548	1,507	1,481	1,442
c) Jentera dan kelengkapan <i>Machinery and equipment</i>	21,531	21,185	20,538	21,225	21,182	22,399	23,697	24,192
d) Aset lain <i>Other assets</i>	243	310	325	461	462	673	884	1,076
Jumlah <i>Total</i>	34,420	35,032	35,297	37,771	39,432	43,102	47,659	48,811
3.5 Elektrik dan elektronik <i>Electrical and electronic</i>								
a) Struktur <i>Structures</i>	29,137	31,750	34,517	36,912	40,038	45,841	53,863	54,958
b) Kelengkapan pengangkutan <i>Transport equipment</i>	1,263	1,263	1,210	1,147	1,018	935	935	902
c) Jentera dan kelengkapan <i>Machinery and equipment</i>	79,645	85,748	85,190	84,965	81,972	79,478	78,057	75,209
d) Aset lain <i>Other assets</i>	6,545	8,114	10,052	12,039	13,523	15,777	18,424	20,558
Jumlah <i>Total</i>	116,591	126,875	130,970	135,063	136,551	142,031	151,279	151,627
3.6 Kelengkapan pengangkutan dan pembuatan lain <i>Transport equipment and other manufactures</i>								
a) Struktur <i>Structures</i>	7,927	8,685	9,525	10,133	11,525	12,745	14,534	14,676
b) Kelengkapan pengangkutan <i>Transport equipment</i>	1,264	1,233	1,156	1,091	1,006	891	804	735
c) Jentera dan kelengkapan <i>Machinery and equipment</i>	12,405	13,449	13,911	14,508	15,412	15,776	16,209	17,113
d) Aset lain <i>Other assets</i>	890	1,189	1,213	1,416	1,601	1,995	2,475	2,883
Jumlah <i>Total</i>	22,486	24,556	25,804	27,149	29,544	31,406	34,021	35,407
4. Pembinaan <i>Construction</i>								
a) Struktur <i>Structures</i>	9,775	10,422	11,398	12,230	13,015	14,356	16,263	16,551
b) Kelengkapan pengangkutan <i>Transport equipment</i>	2,490	2,739	3,318	3,361	3,573	4,001	4,489	5,087
c) Jentera dan kelengkapan <i>Machinery and equipment</i>	4,972	5,169	5,565	6,220	6,732	7,466	8,318	9,505
d) Aset lain <i>Other assets</i>	153	167	186	221	196	268	325	369
Jumlah <i>Total</i>	17,389	18,497	20,467	22,032	23,516	26,091	29,395	31,512

Jadual 1.1.2A
Table

SMK mengikut Jenis Aktiviti Ekonomi dan Jenis Aset pada Harga Semasa - RM Juta - Nilai Akhir Tahun
GKS by Kind of Economic Activity and Type of Assets at Current Prices - RM Million - End Year Value

Jenis Aktiviti Ekonomi Kind of Economic Activity	2005	2006	2007	2008	2009	2010	2011 ^e	2012 ^p
5. Perkhidmatan Services								
a) Struktur Structures	954,451	1,031,573	1,128,303	1,213,003	1,364,578	1,537,092	1,751,973	1,710,955
b) Kelengkapan pengangkutan Transport equipment	90,324	89,798	92,402	94,764	98,894	110,106	121,888	137,970
c) jentera dan kelengkapan Machinery and equipment	112,838	124,390	141,098	152,858	163,891	167,685	173,484	179,740
d) Aset lain Other assets	7,836	9,530	11,760	14,863	17,093	19,542	22,572	25,290
Jumlah Total	1,165,449	1,255,290	1,373,564	1,475,489	1,644,457	1,834,425	2,069,917	2,053,955
5.1 Perkhidmatan perantara Intermediate services								
a) Struktur Structures	464,191	495,484	534,612	566,464	629,480	700,535	792,898	780,602
b) Kelengkapan pengangkutan Transport equipment	73,988	73,979	76,885	78,288	81,681	91,168	100,860	113,439
c) jentera dan kelengkapan Machinery and equipment	28,732	32,286	38,873	42,418	45,987	44,940	45,953	49,828
d) Aset lain Other assets	1,508	2,021	2,470	3,034	3,442	4,501	5,437	6,011
Jumlah Total	568,419	603,770	652,841	690,204	760,590	841,144	945,148	949,881
5.1.1 Pengangkutan, penyimpanan dan komunikasi Transport, storage and communication								
a) Struktur Structures	182,346	191,133	202,331	209,706	232,228	258,726	290,567	261,919
b) Kelengkapan pengangkutan Transport equipment	71,612	71,587	74,471	75,480	78,862	87,905	97,035	108,659
c) jentera dan kelengkapan Machinery and equipment	20,432	23,072	28,688	30,995	34,147	33,809	35,363	38,818
d) Aset lain Other assets	1,018	1,434	1,702	2,256	2,486	2,860	3,051	3,001
Jumlah Total	275,407	287,226	307,193	318,436	347,724	383,299	426,016	412,398
5.1.2 Kewangan, insurans, hartanah dan perkhidmatan perniagaan Finance, insurance, real estate and business services								
a) Struktur Structures	281,845	304,351	332,281	356,758	397,252	441,809	502,331	518,683
b) Kelengkapan pengangkutan Transport equipment	2,376	2,392	2,414	2,808	2,819	3,264	3,825	4,780
c) jentera dan kelengkapan Machinery and equipment	8,301	9,214	10,185	11,423	11,840	11,131	10,590	11,010
d) Aset lain Other assets	490	588	768	778	955	1,641	2,386	3,011
Jumlah Total	293,012	316,544	345,648	371,767	412,867	457,845	519,131	537,484
5.2 Perkhidmatan akhir Final services								
a) Struktur Structures	170,243	182,243	199,381	213,146	239,099	268,687	307,538	295,038
b) Kelengkapan pengangkutan Transport equipment	9,091	9,176	9,290	10,191	11,179	12,914	14,663	16,686
c) jentera dan kelengkapan Machinery and equipment	25,849	29,263	35,130	40,247	45,810	50,249	55,209	60,152
d) Aset lain Other assets	3,566	3,949	4,654	5,859	6,897	8,020	9,582	11,214
Jumlah Total	208,749	224,631	248,455	269,443	302,985	339,871	386,993	383,091

Jadual 1.1.2A
Table

SMK mengikut Jenis Aktiviti Ekonomi dan Jenis Aset pada Harga Semasa - RM Juta - Nilai Akhir Tahun
GKS by Kind of Economic Activity and Type of Assets at Current Prices - RM Million - End Year Value

Jenis Aktiviti Ekonomi Kind of Economic Activity	2005	2006	2007	2008	2009	2010	2011 ^e	2012 ^p
5.2.1 Utiliti <i>Utilities</i>								
a) Struktur <i>Structures</i>	124,274	131,331	141,631	149,251	165,144	182,688	205,376	186,270
b) Kelengkapan pengangkutan <i>Transport equipment</i>	1,280	1,534	1,296	1,233	1,134	1,031	904	796
c) Jentera dan kelengkapan <i>Machinery and equipment</i>	14,875	17,110	21,304	24,301	27,224	30,089	33,325	36,302
d) Aset lain <i>Other assets</i>	715	790	1,084	1,206	1,343	1,257	1,387	1,587
Jumlah <i>Total</i>	141,144	150,765	165,314	175,992	194,845	215,065	240,992	224,956
5.2.2 Perdagangan borong dan runcit, penginapan dan restoran <i>Wholesale and retail trade, accommodation and restaurants</i>								
a) Struktur <i>Structures</i>	37,650	41,902	47,552	53,313	61,696	71,616	85,094	90,884
b) Kelengkapan pengangkutan <i>Transport equipment</i>	6,275	6,241	6,740	7,815	9,055	10,850	12,649	14,599
c) Jentera dan kelengkapan <i>Machinery and equipment</i>	7,664	8,342	9,309	10,599	11,852	12,399	13,163	14,108
d) Aset lain <i>Other assets</i>	225	308	379	471	442	543	666	737
Jumlah <i>Total</i>	51,814	56,793	63,981	72,198	83,046	95,408	111,573	120,329
5.2.3 Perkhidmatan-perkhidmatan lain <i>Other services</i>								
a) Struktur <i>Structures</i>	8,320	9,010	10,199	10,582	12,259	14,384	17,068	17,884
b) Kelengkapan pengangkutan <i>Transport equipment</i>	1,536	1,401	1,254	1,142	990	1,032	1,110	1,291
c) Jentera dan kelengkapan <i>Machinery and equipment</i>	3,311	3,812	4,517	5,346	6,734	7,761	8,721	9,742
d) Aset lain <i>Other assets</i>	2,625	2,851	3,191	4,182	5,112	6,220	7,528	8,890
Jumlah <i>Total</i>	15,792	17,074	19,161	21,252	25,095	29,397	34,428	37,806
5.3 Perkhidmatan kerajaan <i>Government services</i>								
a) Struktur <i>Structures</i>	320,017	353,846	394,310	433,393	496,000	567,869	651,537	635,315
b) Kelengkapan pengangkutan <i>Transport equipment</i>	7,244	6,643	6,228	6,286	6,034	6,024	6,364	7,844
c) Jentera dan kelengkapan <i>Machinery and equipment</i>	58,256	62,841	67,095	70,193	72,094	72,495	72,322	69,759
d) Aset lain <i>Other assets</i>	2,763	3,559	4,636	5,970	6,754	7,021	7,553	8,065
Jumlah <i>Total</i>	388,281	426,889	472,269	515,843	580,882	653,410	737,776	720,983
6. Jumlah SMK <i>Total GKS</i>								
a) Struktur <i>Structures</i>	1,086,319	1,173,503	1,282,542	1,379,064	1,547,269	1,741,863	1,988,154	1,949,246
b) Kelengkapan pengangkutan <i>Transport equipment</i>	104,931	104,415	107,077	108,945	112,567	124,060	136,574	153,575
c) Jentera dan kelengkapan <i>Machinery and equipment</i>	332,073	353,428	373,353	394,814	410,023	423,439	440,256	465,525
d) Aset lain <i>Other assets</i>	137,503	167,457	212,896	251,365	281,449	300,473	366,165	410,409
Jumlah <i>Total</i>	1,660,826	1,798,803	1,975,868	2,134,187	2,351,309	2,589,835	2,931,150	2,978,755

Jadual 1.1.2B
Table
SMK mengikut Jenis Aktiviti Ekonomi dan Jenis Aset pada Harga Semasa - Perubahan Peratusan Tahunan
GKS by Kind of Economic Activity and Type of Assets at Current Prices - Annual Percentage Change

Jenis Aktiviti Ekonomi <i>Kind of Economic Activity</i>	2005	2006	2007	2008	2009	2010	2011 ^e	2012 ^p
1. Pertanian <i>Agriculture</i>								
a) Struktur <i>Structures</i>	4.8	4.8	6.1	3.9	8.9	9.9	12.3	-7.1
b) Kelengkapan pengangkutan <i>Transport equipment</i>	1.3	2.0	0.5	2.2	3.7	10.6	12.1	13.0
c) jentera dan kelengkapan <i>Machinery and equipment</i>	8.2	6.2	6.8	7.2	8.7	3.3	3.5	4.4
d) Aset lain <i>Other assets</i>	-7.3	8.1	6.1	26.4	-6.6	10.2	16.4	7.9
Jumlah <i>Total</i>	-0.5	6.2	6.0	13.9	1.3	9.3	13.2	1.6
2. Perlombongan dan kuari <i>Mining and quarrying</i>								
a) Struktur <i>Structures</i>	2.7	3.9	5.0	2.8	7.9	8.7	10.8	-9.7
b) Kelengkapan pengangkutan <i>Transport equipment</i>	-5.6	-8.3	-13.1	-19.1	-25.2	100.6	-0.9	1.7
c) jentera dan kelengkapan <i>Machinery and equipment</i>	0.3	-6.9	5.3	22.7	29.4	33.7	26.2	33.4
d) Aset lain <i>Other assets</i>	34.8	24.6	32.1	16.2	14.9	4.7	23.4	12.5
Jumlah <i>Total</i>	26.5	19.2	27.8	15.9	15.7	7.6	23.2	14.1
3. Pembuatan <i>Manufacturing</i>								
a) Struktur <i>Structures</i>	8.9	8.8	9.5	8.9	10.8	13.0	16.5	3.1
b) Kelengkapan pengangkutan <i>Transport equipment</i>	1.6	-2.7	-5.3	-6.0	-9.0	-7.6	-1.1	-1.0
c) jentera dan kelengkapan <i>Machinery and equipment</i>	5.8	5.3	0.8	2.6	-1.0	0.4	0.8	2.1
d) Aset lain <i>Other assets</i>	27.2	22.9	18.9	18.9	10.1	18.7	18.9	13.4
Jumlah <i>Total</i>	7.1	6.7	4.0	5.1	3.3	5.7	7.9	3.2
3.1 Makanan, minuman dan tembakau <i>Food, beverages and tobacco</i>								
a) Struktur <i>Structures</i>	9.7	8.1	8.7	10.4	10.8	12.0	16.9	2.8
b) Kelengkapan pengangkutan <i>Transport equipment</i>	5.5	-2.1	-5.7	-0.9	-5.3	-4.2	3.4	1.6
c) jentera dan kelengkapan <i>Machinery and equipment</i>	12.3	7.8	6.6	9.2	10.5	7.1	9.0	12.1
d) Aset lain <i>Other assets</i>	8.3	15.8	18.1	32.6	6.6	19.0	18.7	10.2
Jumlah <i>Total</i>	10.7	7.4	7.0	9.6	9.8	9.0	12.5	7.4
3.2 Produk tekstil, kulit, kayu, kertas, cetakan dan terbitan <i>Textiles, leather, wood, paper products, printing and publishing</i>								
a) Struktur <i>Structures</i>	5.9	5.7	7.2	5.1	9.8	9.0	11.4	-1.4
b) Kelengkapan pengangkutan <i>Transport equipment</i>	0.8	-4.5	-10.9	-14.8	-17.6	-12.2	3.5	-0.4
c) jentera dan kelengkapan <i>Machinery and equipment</i>	-0.3	-2.6	-3.8	-1.1	-4.7	-4.2	-2.7	2.3
d) Aset lain <i>Other assets</i>	6.2	20.5	17.0	14.5	10.2	15.4	20.5	13.7
Jumlah <i>Total</i>	2.3	0.8	0.7	1.2	1.8	2.5	5.4	0.2

Jadual **1.1.2B**
Table

SMK mengikut Jenis Aktiviti Ekonomi dan Jenis Aset pada Harga Semasa - Perubahan Peratusan Tahunan
GKS by Kind of Economic Activity and Type of Assets at Current Prices - Annual Percentage Change

Jenis Aktiviti Ekonomi <i>Kind of Economic Activity</i>	2005	2006	2007	2008	2009	2010	2011 ^e	2012 ^p
3.3 Produk petroleum, kimia, getah dan plastik <i>Petroleum, chemicals, rubber and plastic products</i>								
a) Struktur <i>Structures</i>	11.9	11.8	15.0	13.8	13.2	15.0	19.8	9.4
b) Kelengkapan pengangkutan <i>Transport equipment</i>	3.8	-2.1	-4.9	-5.7	-8.2	-7.7	-3.7	4.8
c) Jentera dan kelengkapan <i>Machinery and equipment</i>	4.1	7.0	5.1	6.3	-0.9	2.7	0.9	5.7
d) Aset lain <i>Other assets</i>	113.2	13.0	9.9	9.7	-1.1	22.0	24.6	20.1
Jumlah <i>Total</i>	7.3	8.1	7.6	8.2	3.1	7.0	8.1	7.6
3.4 Produk mineral bukan logam, logam asas dan produk logam yang direka <i>Non-metallic mineral products, basic metal and fabricated metal products</i>								
a) Struktur <i>Structures</i>	8.9	8.5	7.1	12.8	12.0	14.1	16.6	2.3
b) Kelengkapan pengangkutan <i>Transport equipment</i>	1.4	-3.2	3.1	0.2	-2.3	-2.6	-1.7	-2.7
c) Jentera dan kelengkapan <i>Machinery and equipment</i>	4.7	-1.6	-3.1	3.3	-0.2	5.7	5.8	2.1
d) Aset lain <i>Other assets</i>	12.2	27.3	4.9	41.8	0.2	45.9	31.2	21.8
Jumlah <i>Total</i>	5.9	1.8	0.8	7.0	4.4	9.3	10.6	2.4
3.5 Elektrik dan elektronik <i>Electrical and electronic</i>								
a) Struktur <i>Structures</i>	9.8	9.0	8.7	6.9	8.5	14.5	17.5	2.0
b) Kelengkapan pengangkutan <i>Transport equipment</i>	-1.3	0.0	-4.2	-5.2	-11.2	-8.2	0.0	-3.5
c) Jentera dan kelengkapan <i>Machinery and equipment</i>	7.6	7.7	-0.7	-0.3	-3.5	-3.0	-1.8	-3.6
d) Aset lain <i>Other assets</i>	17.4	24.0	23.9	19.8	12.3	16.7	16.8	11.6
Jumlah <i>Total</i>	8.6	8.8	3.2	3.1	1.1	4.0	6.5	0.2
3.6 Kelengkapan pengangkutan dan pembuatan lain <i>Transport equipment and other manufactures</i>								
a) Struktur <i>Structures</i>	5.2	9.6	9.7	6.4	13.7	10.6	14.0	1.0
b) Kelengkapan pengangkutan <i>Transport equipment</i>	-0.2	-2.4	-6.3	-5.6	-7.8	-11.5	-9.8	-8.5
c) Jentera dan kelengkapan <i>Machinery and equipment</i>	9.1	8.4	3.4	4.3	6.2	2.4	2.7	5.6
d) Aset lain <i>Other assets</i>	32.5	33.7	2.0	16.7	13.0	24.6	24.1	16.5
Jumlah <i>Total</i>	7.9	9.2	5.1	5.2	8.8	6.3	8.3	4.1
4. Pembinaan <i>Construction</i>								
a) Struktur <i>Structures</i>	13.5	6.6	9.4	7.3	6.4	10.3	13.3	1.8
b) Kelengkapan pengangkutan <i>Transport equipment</i>	1.5	10.0	21.1	1.3	6.3	12.0	12.2	13.3
c) Jentera dan kelengkapan <i>Machinery and equipment</i>	-5.1	4.0	7.7	11.8	8.2	10.9	11.4	14.3
d) Aset lain <i>Other assets</i>	26.7	9.6	11.0	19.0	-11.5	36.7	21.5	13.5
Jumlah <i>Total</i>	5.9	6.4	10.7	7.6	6.7	10.9	12.7	7.2

Jadual 1.1.2B
Table

SMK mengikut Jenis Aktiviti Ekonomi dan Jenis Aset pada Harga Semasa - Perubahan Peratusan Tahunan
GKS by Kind of Economic Activity and Type of Assets at Current Prices - Annual Percentage Change

Jenis Aktiviti Ekonomi Kind of Economic Activity	2005	2006	2007	2008	2009	2010	2011 ^e	2012 ^p
5. Perkhidmatan <i>Services</i>								
a) Struktur <i>Structures</i>	7.0	8.1	9.4	7.5	12.5	12.6	14.0	-2.3
b) Kelengkapan pengangkutan <i>Transport equipment</i>	-5.5	-0.6	2.9	2.6	4.4	11.3	10.7	13.2
c) jentera dan kelengkapan <i>Machinery and equipment</i>	14.5	10.2	13.4	8.3	7.2	2.3	3.5	3.6
d) Aset lain <i>Other assets</i>	10.9	21.6	23.4	26.4	15.0	14.3	15.5	12.0
Jumlah <i>Total</i>	6.6	7.7	9.4	7.4	11.5	11.6	12.8	-0.8
5.1 Perkhidmatan perantara <i>Intermediate services</i>								
a) Struktur <i>Structures</i>	5.8	6.7	7.9	6.0	11.1	11.3	13.2	-1.6
b) Kelengkapan pengangkutan <i>Transport equipment</i>	-4.9	0.0	3.9	1.8	4.3	11.6	10.6	12.5
c) jentera dan kelengkapan <i>Machinery and equipment</i>	23.1	12.4	20.4	9.1	8.4	-2.3	2.3	8.4
d) Aset lain <i>Other assets</i>	5.0	34.0	22.2	22.8	13.4	30.8	20.8	10.6
Jumlah <i>Total</i>	5.0	6.2	8.1	5.7	10.2	10.6	12.4	0.5
5.1.1 Pengangkutan, penyimpanan dan komunikasi <i>Transport, storage and communication</i>								
a) Struktur <i>Structures</i>	3.6	4.8	5.9	3.6	10.7	11.4	12.3	-9.9
b) Kelengkapan pengangkutan <i>Transport equipment</i>	-5.3	0.0	4.0	1.4	4.5	11.5	10.4	12.0
c) jentera dan kelengkapan <i>Machinery and equipment</i>	30.5	12.9	24.3	8.0	10.2	-1.0	4.6	9.8
d) Aset lain <i>Other assets</i>	-10.3	40.9	18.7	32.5	10.2	15.0	6.7	-1.6
Jumlah <i>Total</i>	2.6	4.3	7.0	3.7	9.2	10.2	11.1	-3.2
5.1.2 Kewangan, insurans, hartanah dan perkhidmatan perniagaan <i>Finance, insurance, real estate and business services</i>								
a) Struktur <i>Structures</i>	7.3	8.0	9.2	7.4	11.4	11.2	13.7	3.3
b) Kelengkapan pengangkutan <i>Transport equipment</i>	10.0	0.7	0.9	16.3	0.4	15.8	17.2	25.0
c) jentera dan kelengkapan <i>Machinery and equipment</i>	7.9	11.0	10.5	12.2	3.7	-6.0	-4.9	4.0
d) Aset lain <i>Other assets</i>	62.4	19.9	30.6	1.3	22.8	71.8	45.4	26.2
Jumlah <i>Total</i>	7.4	8.0	9.2	7.6	11.1	10.9	13.4	3.5
5.2 Perkhidmatan akhir <i>Final services</i>								
a) Struktur <i>Structures</i>	7.4	7.0	9.4	6.9	12.2	12.4	14.5	-4.1
b) Kelengkapan pengangkutan <i>Transport equipment</i>	-7.2	0.9	1.2	9.7	9.7	15.5	13.5	13.8
c) jentera dan kelengkapan <i>Machinery and equipment</i>	20.9	13.2	20.0	14.6	13.8	9.7	9.9	9.0
d) Aset lain <i>Other assets</i>	2.7	10.8	17.8	25.9	17.7	16.3	19.5	17.0
Jumlah <i>Total</i>	8.1	7.6	10.6	8.4	12.4	12.2	13.9	-1.0

Jadual **1.1.2B**
Table

SMK mengikut Jenis Aktiviti Ekonomi dan Jenis Aset pada Harga Semasa - Perubahan Peratusan Tahunan
GKS by Kind of Economic Activity and Type of Assets at Current Prices - Annual Percentage Change

Jenis Aktiviti Ekonomi Kind of Economic Activity	2005	2006	2007	2008	2009	2010	2011 ^e	2012 ^p
5.2.1 Utiliti <i>Utilities</i>								
a) Struktur <i>Structures</i>	6.4	5.7	7.8	5.4	10.6	10.6	12.4	-9.3
b) Kelengkapan pengangkutan <i>Transport equipment</i>	-2.5	19.8	-15.5	-4.8	-8.0	-9.1	-12.3	-11.9
c) jentera dan kelengkapan <i>Machinery and equipment</i>	23.8	15.0	24.5	14.1	12.0	10.5	10.8	8.9
d) Aset lain <i>Other assets</i>	1.7	10.5	37.1	11.3	11.3	-6.3	10.3	14.4
Jumlah <i>Total</i>	7.9	6.8	9.6	6.5	10.7	10.4	12.1	-6.7
5.2.2 Perdagangan borong dan runcit, penginapan dan restoran <i>Wholesale and retail trade, accommodation and restaurants</i>								
a) Struktur <i>Structures</i>	10.3	11.3	13.5	12.1	15.7	16.1	18.8	6.8
b) Kelengkapan pengangkutan <i>Transport equipment</i>	-8.4	-0.5	8.0	15.9	15.9	19.8	16.6	15.4
c) Jentera dan kelengkapan <i>Machinery and equipment</i>	11.0	8.9	11.6	13.9	11.8	4.6	6.2	7.2
d) Aset lain <i>Other assets</i>	-47.0	36.4	23.2	24.3	-6.0	22.8	22.7	10.5
Jumlah <i>Total</i>	7.3	9.6	12.7	12.8	15.0	14.9	16.9	7.8
5.2.3 Perkhidmatan-perkhidmatan lain <i>Other services</i>								
a) Struktur <i>Structures</i>	8.8	8.3	13.2	3.8	15.8	17.3	18.7	4.8
b) Kelengkapan pengangkutan <i>Transport equipment</i>	-5.6	-8.8	-10.5	-8.9	-13.4	4.3	7.5	16.3
c) Jentera dan kelengkapan <i>Machinery and equipment</i>	35.2	15.1	18.5	18.4	25.9	15.3	12.4	11.7
d) Aset lain <i>Other assets</i>	12.1	8.6	11.9	31.0	22.3	21.7	21.0	18.1
Jumlah <i>Total</i>	12.3	8.1	12.2	10.9	18.1	17.1	17.1	9.8
5.3 Perkhidmatan kerajaan <i>Government services</i>								
a) Struktur <i>Structures</i>	8.5	10.6	11.4	9.9	14.4	14.5	14.7	-2.5
b) Kelengkapan pengangkutan <i>Transport equipment</i>	-9.1	-8.3	-6.3	0.9	-4.0	-0.2	5.6	23.2
c) Jentera dan kelengkapan <i>Machinery and equipment</i>	8.3	7.9	6.8	4.6	2.7	0.6	-0.2	-3.5
d) Aset lain <i>Other assets</i>	28.0	28.8	30.3	28.8	13.1	3.9	7.6	6.8
Jumlah <i>Total</i>	8.2	9.9	10.6	9.2	12.6	12.5	12.9	-2.3
6. Jumlah SMK <i>Total GKS</i>								
a) Struktur <i>Structures</i>	7.1	8.0	9.3	7.5	12.2	12.6	14.1	-2.0
b) Kelengkapan pengangkutan <i>Transport equipment</i>	-4.6	-0.5	2.5	1.7	3.3	10.2	10.1	12.4
c) Jentera dan kelengkapan <i>Machinery and equipment</i>	8.2	6.4	5.6	5.7	3.9	3.3	4.0	5.7
d) Aset lain <i>Other assets</i>	24.1	21.8	27.1	18.1	12.0	6.8	21.9	12.1
Jumlah <i>Total</i>	7.7	8.3	9.8	8.0	10.2	10.1	13.2	1.6

Jadual 1.1.2C
Table

SMK mengikut Jenis Aktiviti Ekonomi dan Jenis Aset pada Harga Semasa - Pembahagian Peratus SMK
GKS by Kind of Economic Activity and Type of Assets at Current Prices - Percentage Share of GKS

Jenis Aktiviti Ekonomi Kind of Economic Activity	2005	2006	2007	2008	2009	2010	2011 ^e	2012 ^p
1. Pertanian <i>Agriculture</i>								
a) Struktur <i>Structures</i>	1.3	1.2	1.2	1.1	1.1	1.1	1.1	1.0
b) Kelengkapan pengangkutan <i>Transport equipment</i>	0.1	0.1	0.1	0.1	0.1	0.1	0.1	0.1
c) jentera dan kelengkapan <i>Machinery and equipment</i>	0.3	0.3	0.3	0.3	0.3	0.3	0.3	0.3
d) Aset lain <i>Other assets</i>	1.3	1.3	1.2	1.4	1.2	1.2	1.2	1.3
Jumlah <i>Total</i>	3.0	2.9	2.8	3.0	2.7	2.7	2.7	2.7
2. Perlombongan dan kuari <i>Mining and quarrying</i>								
a) Struktur <i>Structures</i>	0.5	0.5	0.5	0.5	0.5	0.5	0.4	0.4
b) Kelengkapan pengangkutan <i>Transport equipment</i>	0.0	0.0	0.0	0.0	0.0	0.0	0.0	0.0
c) jentera dan kelengkapan <i>Machinery and equipment</i>	0.9	0.8	0.7	0.8	1.0	1.2	1.3	1.8
d) Aset lain <i>Other assets</i>	5.9	6.8	8.2	8.9	9.2	8.8	9.6	10.6
Jumlah <i>Total</i>	7.4	8.1	9.5	10.2	10.7	10.4	11.4	12.8
3. Pembuatan <i>Manufacturing</i>								
a) Struktur <i>Structures</i>	5.5	5.6	5.6	5.6	5.6	5.8	5.9	6.0
b) Kelengkapan pengangkutan <i>Transport equipment</i>	0.6	0.5	0.4	0.4	0.3	0.3	0.2	0.2
c) jentera dan kelengkapan <i>Machinery and equipment</i>	11.7	11.4	10.4	9.9	8.9	8.1	7.2	7.3
d) Aset lain <i>Other assets</i>	0.6	0.7	0.7	0.8	0.8	0.9	0.9	1.0
Jumlah <i>Total</i>	18.4	18.1	17.1	16.7	15.6	15.0	14.3	14.5
3.1 Makanan, minuman dan tembakau <i>Food, beverages and tobacco</i>								
a) Struktur <i>Structures</i>	0.6	0.6	0.5	0.6	0.6	0.6	0.6	0.6
b) Kelengkapan pengangkutan <i>Transport equipment</i>	0.1	0.1	0.1	0.1	0.1	0.0	0.0	0.0
c) jentera dan kelengkapan <i>Machinery and equipment</i>	0.7	0.7	0.6	0.7	0.7	0.6	0.6	0.7
d) Aset lain <i>Other assets</i>	0.0	0.0	0.0	0.0	0.0	0.0	0.0	0.0
Jumlah <i>Total</i>	1.3	1.3	1.3	1.3	1.3	1.3	1.3	1.4
3.2 Produk tekstil, kulit, kayu, kertas, cetakan dan terbitan <i>Textiles, leather, wood, paper products, printing and publishing</i>								
a) Struktur <i>Structures</i>	1.1	1.1	1.0	1.0	1.0	1.0	1.0	1.0
b) Kelengkapan pengangkutan <i>Transport equipment</i>	0.1	0.1	0.1	0.1	0.1	0.0	0.0	0.0
c) jentera dan kelengkapan <i>Machinery and equipment</i>	1.4	1.2	1.1	1.0	0.9	0.8	0.6	0.7
d) Aset lain <i>Other assets</i>	0.0	0.0	0.0	0.0	0.0	0.0	0.0	0.0
Jumlah <i>Total</i>	2.6	2.5	2.2	2.1	1.9	1.8	1.7	1.7

Jadual 1.1.2C
Table

SMK mengikut Jenis Aktiviti Ekonomi dan Jenis Aset pada Harga Semasa - Pembahagian Peratus SMK
GKS by Kind of Economic Activity and Type of Assets at Current Prices - Percentage Share of GKS

Jenis Aktiviti Ekonomi <i>Kind of Economic Activity</i>	2005	2006	2007	2008	2009	2010	2011 ^e	2012 ^p
3.3 Produk petroleum, kimia, getah dan plastik <i>Petroleum, chemicals, rubber and plastic products</i>								
a) Struktur <i>Structures</i>	1.0	1.0	1.1	1.1	1.2	1.2	1.3	1.4
b) Kelengkapan pengangkutan <i>Transport equipment</i>	0.1	0.1	0.1	0.1	0.1	0.0	0.0	0.0
c) jentera dan kelengkapan <i>Machinery and equipment</i>	2.8	2.7	2.6	2.6	2.3	2.2	1.9	2.0
d) Aset lain <i>Other assets</i>	0.1	0.1	0.1	0.1	0.1	0.1	0.1	0.1
Jumlah <i>Total</i>	4.0	4.0	3.9	3.9	3.6	3.5	3.4	3.6
3.4 Produk mineral bukan logam, logam asas dan produk logam yang direka <i>Non-metallic mineral products, basic metal and fabricated metal products</i>								
a) Struktur <i>Structures</i>	0.7	0.7	0.7	0.7	0.7	0.7	0.7	0.7
b) Kelengkapan pengangkutan <i>Transport equipment</i>	0.1	0.1	0.1	0.1	0.1	0.1	0.1	0.0
c) jentera dan kelengkapan <i>Machinery and equipment</i>	1.3	1.2	1.0	1.0	0.9	0.9	0.8	0.8
d) Aset lain <i>Other assets</i>	0.0	0.0	0.0	0.0	0.0	0.0	0.0	0.0
Jumlah <i>Total</i>	2.1	1.9	1.8	1.8	1.7	1.7	1.6	1.6
3.5 Elektrik dan elektronik <i>Electrical and electronic</i>								
a) Struktur <i>Structures</i>	1.8	1.8	1.7	1.7	1.7	1.8	1.8	1.8
b) Kelengkapan pengangkutan <i>Transport equipment</i>	0.1	0.1	0.1	0.1	0.0	0.0	0.0	0.0
c) jentera dan kelengkapan <i>Machinery and equipment</i>	4.8	4.8	4.3	4.0	3.5	3.1	2.7	2.5
d) Aset lain <i>Other assets</i>	0.4	0.5	0.5	0.6	0.6	0.6	0.6	0.7
Jumlah <i>Total</i>	7.0	7.1	6.6	6.3	5.8	5.5	5.2	5.1
3.6 Kelengkapan pengangkutan dan pembuatan lain <i>Transport equipment and other manufactures</i>								
a) Struktur <i>Structures</i>	0.5	0.5	0.5	0.5	0.5	0.5	0.5	0.5
b) Kelengkapan pengangkutan <i>Transport equipment</i>	0.1	0.1	0.1	0.1	0.0	0.0	0.0	0.0
c) jentera dan kelengkapan <i>Machinery and equipment</i>	0.7	0.7	0.7	0.7	0.7	0.6	0.6	0.6
d) Aset lain <i>Other assets</i>	0.1	0.1	0.1	0.1	0.1	0.1	0.1	0.1
Jumlah <i>Total</i>	1.4	1.4	1.3	1.3	1.3	1.2	1.2	1.2
4. Pembinaan <i>Construction</i>								
a) Struktur <i>Structures</i>	0.6	0.6	0.6	0.6	0.6	0.6	0.6	0.6
b) Kelengkapan pengangkutan <i>Transport equipment</i>	0.1	0.2	0.2	0.2	0.2	0.2	0.2	0.2
c) jentera dan kelengkapan <i>Machinery and equipment</i>	0.3	0.3	0.3	0.3	0.3	0.3	0.3	0.3
d) Aset lain <i>Other assets</i>	0.0	0.0	0.0	0.0	0.0	0.0	0.0	0.0
Jumlah <i>Total</i>	1.0	1.0	1.0	1.0	1.0	1.0	1.0	1.1

Jadual 1.1.2C
Table
SMK mengikut Jenis Aktiviti Ekonomi dan Jenis Aset pada Harga Semasa - Pembahagian Peratus SMK
GKS by Kind of Economic Activity and Type of Assets at Current Prices - Percentage Share of GKS

Jenis Aktiviti Ekonomi <i>Kind of Economic Activity</i>	2005	2006	2007	2008	2009	2010	2011 ^e	2012 ^p
5. Perkhidmatan <i>Services</i>								
a) Struktur <i>Structures</i>	57.5	57.3	57.1	56.8	58.0	59.4	59.8	57.4
b) Kelengkapan pengangkutan <i>Transport equipment</i>	5.4	5.0	4.7	4.4	4.2	4.3	4.2	4.6
c) jentera dan kelengkapan <i>Machinery and equipment</i>	6.8	6.9	7.1	7.2	7.0	6.5	5.9	6.0
d) Aset lain <i>Other assets</i>	0.5	0.5	0.6	0.7	0.7	0.8	0.8	0.8
Jumlah <i>Total</i>	70.2	69.8	69.5	69.1	69.9	70.8	70.6	69.0
5.1 Perkhidmatan perantara <i>Intermediate services</i>								
a) Struktur <i>Structures</i>	27.9	27.5	27.1	26.5	26.8	27.0	27.1	26.2
b) Kelengkapan pengangkutan <i>Transport equipment</i>	4.5	4.1	3.9	3.7	3.5	3.5	3.4	3.8
c) jentera dan kelengkapan <i>Machinery and equipment</i>	1.7	1.8	2.0	2.0	2.0	1.7	1.6	1.7
d) Aset lain <i>Other assets</i>	0.1	0.1	0.1	0.1	0.1	0.2	0.2	0.2
Jumlah <i>Total</i>	34.2	33.6	33.0	32.3	32.3	32.5	32.2	31.9
5.1.1 Pengangkutan, penyimpanan dan komunikasi <i>Transport, storage and communication</i>								
a) Struktur <i>Structures</i>	11.0	10.6	10.2	9.8	9.9	10.0	9.9	8.8
b) Kelengkapan pengangkutan <i>Transport equipment</i>	4.3	4.0	3.8	3.5	3.4	3.4	3.3	3.6
c) jentera dan kelengkapan <i>Machinery and equipment</i>	1.2	1.3	1.5	1.5	1.5	1.3	1.2	1.3
d) Aset lain <i>Other assets</i>	0.1	0.1	0.1	0.1	0.1	0.1	0.1	0.1
Jumlah <i>Total</i>	16.6	16.0	15.5	14.9	14.8	14.8	14.5	13.8
5.1.2 Kewangan, insurans, hartanah dan perkhidmatan perniagaan <i>Finance, insurance, real estate and business services</i>								
a) Struktur <i>Structures</i>	17.0	16.9	16.8	16.7	16.9	17.1	17.1	17.4
b) Kelengkapan pengangkutan <i>Transport equipment</i>	0.1	0.1	0.1	0.1	0.1	0.1	0.1	0.2
c) jentera dan kelengkapan <i>Machinery and equipment</i>	0.5	0.5	0.5	0.5	0.5	0.4	0.4	0.4
d) Aset lain <i>Other assets</i>	0.0	0.0	0.0	0.0	0.0	0.1	0.1	0.1
Jumlah <i>Total</i>	17.6	17.6	17.5	17.4	17.6	17.7	17.7	18.0
5.2 Perkhidmatan akhir <i>Final services</i>								
a) Struktur <i>Structures</i>	10.3	10.1	10.1	10.0	10.2	10.4	10.5	9.9
b) Kelengkapan pengangkutan <i>Transport equipment</i>	0.5	0.5	0.5	0.5	0.5	0.5	0.5	0.6
c) jentera dan kelengkapan <i>Machinery and equipment</i>	1.6	1.6	1.8	1.9	1.9	1.9	1.9	2.0
d) Aset lain <i>Other assets</i>	0.2	0.2	0.2	0.3	0.3	0.3	0.3	0.4
Jumlah <i>Total</i>	12.6	12.5	12.6	12.6	12.9	13.1	13.2	12.9

Jadual 1.1.2C
Table
SMK mengikut Jenis Aktiviti Ekonomi dan Jenis Aset pada Harga Semasa - Pembahagian Peratus SMK
GKS by Kind of Economic Activity and Type of Assets at Current Prices - Percentage Share of GKS

Jenis Aktiviti Ekonomi <i>Kind of Economic Activity</i>	2005	2006	2007	2008	2009	2010	2011 ^e	2012 ^p
5.2.1 Utiliti <i>Utilities</i>								
a) Struktur <i>Structures</i>	7.5	7.3	7.2	7.0	7.0	7.1	7.0	6.3
b) Kelengkapan pengangkutan <i>Transport equipment</i>	0.1	0.1	0.1	0.1	0.0	0.0	0.0	0.0
c) jentera dan kelengkapan <i>Machinery and equipment</i>	0.9	1.0	1.1	1.1	1.2	1.2	1.1	1.2
d) Aset lain <i>Other assets</i>	0.0	0.0	0.1	0.1	0.1	0.0	0.0	0.1
Jumlah <i>Total</i>	8.5	8.4	8.4	8.2	8.3	8.3	8.2	7.6
5.2.2 Perdagangan borong dan runcit, penginapan dan restoran <i>Wholesale and retail trade, accommodation and restaurants</i>								
a) Struktur <i>Structures</i>	2.3	2.3	2.4	2.5	2.6	2.8	2.9	3.1
b) Kelengkapan pengangkutan <i>Transport equipment</i>	0.4	0.3	0.3	0.4	0.4	0.4	0.4	0.5
c) jentera dan kelengkapan <i>Machinery and equipment</i>	0.5	0.5	0.5	0.5	0.5	0.5	0.4	0.5
d) Aset lain <i>Other assets</i>	0.0	0.0	0.0	0.0	0.0	0.0	0.0	0.0
Jumlah <i>Total</i>	3.1	3.2	3.2	3.4	3.5	3.7	3.8	4.0
5.2.3 Perkhidmatan-perkhidmatan lain <i>Other services</i>								
a) Struktur <i>Structures</i>	0.5	0.5	0.5	0.5	0.5	0.6	0.6	0.6
b) Kelengkapan pengangkutan <i>Transport equipment</i>	0.1	0.1	0.1	0.1	0.0	0.0	0.0	0.0
c) jentera dan kelengkapan <i>Machinery and equipment</i>	0.2	0.2	0.2	0.3	0.3	0.3	0.3	0.3
d) Aset lain <i>Other assets</i>	0.2	0.2	0.2	0.2	0.2	0.2	0.3	0.3
Jumlah <i>Total</i>	1.0	0.9	1.0	1.0	1.1	1.1	1.2	1.3
5.3 Perkhidmatan kerajaan <i>Government services</i>								
a) Struktur <i>Structures</i>	19.3	19.7	20.0	20.3	21.1	21.9	22.2	21.3
b) Kelengkapan pengangkutan <i>Transport equipment</i>	0.4	0.4	0.3	0.3	0.3	0.2	0.2	0.3
c) jentera dan kelengkapan <i>Machinery and equipment</i>	3.5	3.5	3.4	3.3	3.1	2.8	2.5	2.3
d) Aset lain <i>Other assets</i>	0.2	0.2	0.2	0.3	0.3	0.3	0.3	0.3
Jumlah <i>Total</i>	23.4	23.7	23.9	24.2	24.7	25.2	25.2	24.2
6. Jumlah SMK <i>Total GKS</i>								
a) Struktur <i>Structures</i>	65.4	65.2	64.9	64.6	65.8	67.3	67.8	65.4
b) Kelengkapan pengangkutan <i>Transport equipment</i>	6.3	5.8	5.4	5.1	4.8	4.8	4.7	5.2
c) jentera dan kelengkapan <i>Machinery and equipment</i>	20.0	19.6	18.9	18.5	17.4	16.4	15.0	15.6
d) Aset lain <i>Other assets</i>	8.3	9.3	10.8	11.8	12.0	11.6	12.5	13.8
Jumlah <i>Total</i>	100.0	100.0	100.0	100.0	100.0	100.0	100.0	100.0

Jadual 1.1.2D
Table
SMK mengikut Jenis Aktiviti Ekonomi dan Jenis Aset pada Harga Semasa - Pembahagian Peratus mengikut Jenis Aset
GKS by Kind of Economic Activity and Type of Assets at Current Prices - Percentage Share by Type of Assets

Jenis Aktiviti Ekonomi <i>Kind of Economic Activity</i>	2005	2006	2007	2008	2009	2010	2011 ^e	2012 ^p
1. Pertanian <i>Agriculture</i>								
a) Struktur <i>Structures</i>	42.3	41.8	41.8	38.2	41.1	41.3	40.9	37.4
b) Kelengkapan pengangkutan <i>Transport equipment</i>	4.4	4.3	4.0	3.6	3.7	3.8	3.7	4.1
c) jentera dan kelengkapan <i>Machinery and equipment</i>	10.9	10.9	11.0	10.4	11.1	10.5	9.6	9.9
d) Aset lain <i>Other assets</i>	42.3	43.0	43.1	47.8	44.1	44.5	45.7	48.6
Jumlah <i>Total</i>	100.0	100.0	100.0	100.0	100.0	100.0	100.0	100.0
2. Perlombongan dan kuari <i>Mining and quarrying</i>								
a) Struktur <i>Structures</i>	7.2	6.3	5.2	4.6	4.3	4.3	3.9	3.1
b) Kelengkapan pengangkutan <i>Transport equipment</i>	0.3	0.2	0.1	0.1	0.1	0.1	0.1	0.1
c) jentera dan kelengkapan <i>Machinery and equipment</i>	12.1	9.5	7.8	8.3	9.2	11.5	11.8	13.8
d) Aset lain <i>Other assets</i>	80.4	84.0	86.9	87.0	86.4	84.1	84.3	83.1
Jumlah <i>Total</i>	100.0	100.0	100.0	100.0	100.0	100.0	100.0	100.0
3. Pembuatan <i>Manufacturing</i>								
a) Struktur <i>Structures</i>	30.2	30.8	32.4	33.6	36.0	38.5	41.6	41.6
b) Kelengkapan pengangkutan <i>Transport equipment</i>	3.1	2.9	2.6	2.3	2.1	1.8	1.6	1.6
c) jentera dan kelengkapan <i>Machinery and equipment</i>	63.5	62.7	60.8	59.3	56.9	54.0	50.5	50.0
d) Aset lain <i>Other assets</i>	3.2	3.7	4.2	4.7	5.1	5.7	6.3	6.9
Jumlah <i>Total</i>	100.0	100.0	100.0	100.0	100.0	100.0	100.0	100.0
3.1 Makanan, minuman dan tembakau <i>Food, beverages and tobacco</i>								
a) Struktur <i>Structures</i>	41.8	42.1	42.8	43.1	43.5	44.7	46.4	44.4
b) Kelengkapan pengangkutan <i>Transport equipment</i>	6.2	5.6	5.0	4.5	3.9	3.4	3.1	2.9
c) jentera dan kelengkapan <i>Machinery and equipment</i>	50.6	50.8	50.6	50.4	50.7	49.8	48.2	50.3
d) Aset lain <i>Other assets</i>	1.4	1.5	1.7	2.0	1.9	2.1	2.2	2.3
Jumlah <i>Total</i>	100.0	100.0	100.0	100.0	100.0	100.0	100.0	100.0
3.2 Produk tekstil, kulit, kayu, kertas, cetakan dan terbitan <i>Textiles, leather, wood, paper products, printing and publishing</i>								
a) Struktur <i>Structures</i>	41.3	43.3	46.1	47.9	51.7	55.0	58.1	57.2
b) Kelengkapan pengangkutan <i>Transport equipment</i>	5.6	5.3	4.7	4.0	3.2	2.7	2.7	2.7
c) jentera dan kelengkapan <i>Machinery and equipment</i>	52.7	50.9	48.6	47.5	44.5	41.6	38.4	39.2
d) Aset lain <i>Other assets</i>	0.4	0.4	0.5	0.6	0.6	0.7	0.8	0.9
Jumlah <i>Total</i>	100.0	100.0	100.0	100.0	100.0	100.0	100.0	100.0

Jadual 1.1.2D
Table
SMK mengikut Jenis Aktiviti Ekonomi dan Jenis Aset pada Harga Semasa - Pembahagian Peratus mengikut Jenis Aset
GKS by Kind of Economic Activity and Type of Assets at Current Prices - Percentage Share by Type of Assets

Jenis Aktiviti Ekonomi <i>Kind of Economic Activity</i>	2005	2006	2007	2008	2009	2010	2011 ^e	2012 ^p
3.3 Produk petroleum, kimia, getah dan plastik <i>Petroleum, chemicals, rubber and plastic products</i>								
a) Struktur <i>Structures</i>	25.3	26.2	28.0	29.4	32.3	34.7	38.5	39.1
b) Kelengkapan pengangkutan <i>Transport equipment</i>	2.5	2.2	2.0	1.7	1.5	1.3	1.2	1.1
c) Jentera dan kelengkapan <i>Machinery and equipment</i>	69.9	69.1	67.5	66.3	63.7	61.2	57.1	56.1
d) Aset lain <i>Other assets</i>	2.4	2.5	2.5	2.6	2.5	2.8	3.2	3.6
Jumlah <i>Total</i>	100.0	100.0	100.0	100.0	100.0	100.0	100.0	100.0
3.4 Produk mineral bukan logam, logam asas dan produk logam yang direka <i>Non-metallic mineral products, basic metal and fabricated metal products</i>								
a) Struktur <i>Structures</i>	32.1	34.3	36.4	38.4	41.2	43.0	45.3	45.3
b) Kelengkapan pengangkutan <i>Transport equipment</i>	4.6	4.4	4.5	4.2	3.9	3.5	3.1	3.0
c) Jentera dan kelengkapan <i>Machinery and equipment</i>	62.6	60.5	58.2	56.2	53.7	52.0	49.7	49.6
d) Aset lain <i>Other assets</i>	0.7	0.9	0.9	1.2	1.2	1.6	1.9	2.2
Jumlah <i>Total</i>	100.0	100.0	100.0	100.0	100.0	100.0	100.0	100.0
3.5 Elektrik dan elektronik <i>Electrical and electronic</i>								
a) Struktur <i>Structures</i>	25.0	25.0	26.4	27.3	29.3	32.3	35.6	36.2
b) Kelengkapan pengangkutan <i>Transport equipment</i>	1.1	1.0	0.9	0.8	0.7	0.7	0.6	0.6
c) Jentera dan kelengkapan <i>Machinery and equipment</i>	68.3	67.6	65.0	62.9	60.0	56.0	51.6	49.6
d) Aset lain <i>Other assets</i>	5.6	6.4	7.7	8.9	9.9	11.1	12.2	13.6
Jumlah <i>Total</i>	100.0	100.0	100.0	100.0	100.0	100.0	100.0	100.0
3.6 Kelengkapan pengangkutan dan pembuatan lain <i>Transport equipment and other manufactures</i>								
a) Struktur <i>Structures</i>	35.3	35.4	36.9	37.3	39.0	40.6	42.7	41.4
b) Kelengkapan pengangkutan <i>Transport equipment</i>	5.6	5.0	4.5	4.0	3.4	2.8	2.4	2.1
c) Jentera dan kelengkapan <i>Machinery and equipment</i>	55.2	54.8	53.9	53.4	52.2	50.2	47.6	48.3
d) Aset lain <i>Other assets</i>	4.0	4.8	4.7	5.2	5.4	6.4	7.3	8.1
Jumlah <i>Total</i>	100.0	100.0	100.0	100.0	100.0	100.0	100.0	100.0
4. Pembinaan <i>Construction</i>								
a) Struktur <i>Structures</i>	56.2	56.3	55.7	55.5	55.3	55.0	55.3	52.5
b) Kelengkapan pengangkutan <i>Transport equipment</i>	14.3	14.8	16.2	15.3	15.2	15.3	15.3	16.1
c) Jentera dan kelengkapan <i>Machinery and equipment</i>	28.6	27.9	27.2	28.2	28.6	28.6	28.3	30.2
d) Aset lain <i>Other assets</i>	0.9	0.9	0.9	1.0	0.8	1.0	1.1	1.2
Jumlah <i>Total</i>	100.0	100.0	100.0	100.0	100.0	100.0	100.0	100.0

Jadual 1.1.2D
Table
SMK mengikut Jenis Aktiviti Ekonomi dan Jenis Aset pada Harga Semasa - Pembahagian Peratus mengikut Jenis Aset
GKS by Kind of Economic Activity and Type of Assets at Current Prices - Percentage Share by Type of Assets

Jenis Aktiviti Ekonomi <i>Kind of Economic Activity</i>	2005	2006	2007	2008	2009	2010	2011 ^e	2012 ^p
5. Perkhidmatan <i>Services</i>								
a) Struktur <i>Structures</i>	81.9	82.2	82.1	82.2	83.0	83.8	84.6	83.3
b) Kelengkapan pengangkutan <i>Transport equipment</i>	7.8	7.2	6.7	6.4	6.0	6.0	5.9	6.7
c) jentera dan kelengkapan <i>Machinery and equipment</i>	9.7	9.9	10.3	10.4	10.0	9.1	8.4	8.8
d) Aset lain <i>Other assets</i>	0.7	0.8	0.9	1.0	1.0	1.1	1.1	1.2
Jumlah <i>Total</i>	100.0	100.0	100.0	100.0	100.0	100.0	100.0	100.0
5.1 Perkhidmatan perantaraan <i>Intermediate services</i>								
a) Struktur <i>Structures</i>	81.7	82.1	81.9	82.1	82.8	83.3	83.9	82.2
b) Kelengkapan pengangkutan <i>Transport equipment</i>	13.0	12.3	11.8	11.3	10.7	10.8	10.7	11.9
c) jentera dan kelengkapan <i>Machinery and equipment</i>	5.1	5.3	6.0	6.1	6.0	5.3	4.9	5.2
d) Aset lain <i>Other assets</i>	0.3	0.3	0.4	0.4	0.5	0.5	0.6	0.6
Jumlah <i>Total</i>	100.0	100.0	100.0	100.0	100.0	100.0	100.0	100.0
5.1.1 Pengangkutan, penyimpanan dan komunikasi <i>Transport, storage and communication</i>								
a) Struktur <i>Structures</i>	66.2	66.5	65.9	65.9	66.8	67.5	68.2	63.5
b) Kelengkapan pengangkutan <i>Transport equipment</i>	26.0	24.9	24.2	23.7	22.7	22.9	22.8	26.3
c) jentera dan kelengkapan <i>Machinery and equipment</i>	7.4	8.0	9.3	9.7	9.8	8.8	8.3	9.4
d) Aset lain <i>Other assets</i>	0.4	0.5	0.6	0.7	0.7	0.7	0.7	0.7
Jumlah <i>Total</i>	100.0	100.0	100.0	100.0	100.0	100.0	100.0	100.0
5.1.2 Kewangan, insurans, hartanah dan perkhidmatan perniagaan <i>Finance, insurance, real estate and business services</i>								
a) Struktur <i>Structures</i>	96.2	96.1	96.1	96.0	96.2	96.5	96.8	96.5
b) Kelengkapan pengangkutan <i>Transport equipment</i>	0.8	0.8	0.7	0.8	0.7	0.7	0.7	0.9
c) jentera dan kelengkapan <i>Machinery and equipment</i>	2.8	2.9	2.9	3.1	2.9	2.4	2.0	2.0
d) Aset lain <i>Other assets</i>	0.2	0.2	0.2	0.2	0.2	0.4	0.5	0.6
Jumlah <i>Total</i>	100.0	100.0	100.0	100.0	100.0	100.0	100.0	100.0
5.2 Perkhidmatan akhir <i>Final services</i>								
a) Struktur <i>Structures</i>	81.6	81.1	80.2	79.1	78.9	79.1	79.5	77.0
b) Kelengkapan pengangkutan <i>Transport equipment</i>	4.4	4.1	3.7	3.8	3.7	3.8	3.8	4.4
c) jentera dan kelengkapan <i>Machinery and equipment</i>	12.4	13.0	14.1	14.9	15.1	14.8	14.3	15.7
d) Aset lain <i>Other assets</i>	1.7	1.8	1.9	2.2	2.3	2.4	2.5	2.9
Jumlah <i>Total</i>	100.0	100.0	100.0	100.0	100.0	100.0	100.0	100.0

Jadual 1.1.2D
Table
SMK mengikut Jenis Aktiviti Ekonomi dan Jenis Aset pada Harga Semasa - Pembahagian Peratus mengikut Jenis Aset
GKS by Kind of Economic Activity and Type of Assets at Current Prices - Percentage Share by Type of Assets

Jenis Aktiviti Ekonomi <i>Kind of Economic Activity</i>	2005	2006	2007	2008	2009	2010	2011 ^e	2012 ^p
5.2.1 Utiliti <i>Utilities</i>								
a) Struktur <i>Structures</i>	88.0	87.1	85.7	84.8	84.8	84.9	85.2	82.8
b) Kelengkapan pengangkutan <i>Transport equipment</i>	0.9	1.0	0.8	0.7	0.6	0.5	0.4	0.4
c) Jentera dan kelengkapan <i>Machinery and equipment</i>	10.5	11.3	12.9	13.8	14.0	14.0	13.8	16.1
d) Aset lain <i>Other assets</i>	0.5	0.5	0.7	0.7	0.7	0.6	0.6	0.7
Jumlah <i>Total</i>	100.0	100.0	100.0	100.0	100.0	100.0	100.0	100.0
5.2.2 Perdagangan borong dan runcit, penginapan dan restoran <i>Wholesale and retail trade, accommodation and restaurants</i>								
a) Struktur <i>Structures</i>	72.7	73.8	74.3	73.8	74.3	75.1	76.3	75.5
b) Kelengkapan pengangkutan <i>Transport equipment</i>	12.1	11.0	10.5	10.8	10.9	11.4	11.3	12.1
c) Jentera dan kelengkapan <i>Machinery and equipment</i>	14.8	14.7	14.6	14.7	14.3	13.0	11.8	11.7
d) Aset lain <i>Other assets</i>	0.4	0.5	0.6	0.7	0.5	0.6	0.6	0.6
Jumlah <i>Total</i>	100.0	100.0	100.0	100.0	100.0	100.0	100.0	100.0
5.2.3 Perkhidmatan-perkhidmatan lain <i>Other services</i>								
a) Struktur <i>Structures</i>	52.7	52.8	53.2	49.8	48.9	48.9	49.6	47.3
b) Kelengkapan pengangkutan <i>Transport equipment</i>	9.7	8.2	6.5	5.4	3.9	3.5	3.2	3.4
c) Jentera dan kelengkapan <i>Machinery and equipment</i>	21.0	22.3	23.6	25.2	26.8	26.4	25.3	25.8
d) Aset lain <i>Other assets</i>	16.6	16.7	16.7	19.7	20.4	21.2	21.9	23.5
Jumlah <i>Total</i>	100.0	100.0	100.0	100.0	100.0	100.0	100.0	100.0
5.3 Perkhidmatan kerajaan <i>Government services</i>								
a) Struktur <i>Structures</i>	82.4	82.9	83.5	84.0	85.4	86.9	88.3	88.1
b) Kelengkapan pengangkutan <i>Transport equipment</i>	1.9	1.6	1.3	1.2	1.0	0.9	0.9	1.1
c) Jentera dan kelengkapan <i>Machinery and equipment</i>	15.0	14.7	14.2	13.6	12.4	11.1	9.8	9.7
d) Aset lain <i>Other assets</i>	0.7	0.8	1.0	1.2	1.2	1.1	1.0	1.1
Jumlah <i>Total</i>	100.0	100.0	100.0	100.0	100.0	100.0	100.0	100.0
6. Jumlah SMK <i>Total GKS</i>								
a) Struktur <i>Structures</i>	65.4	65.2	64.9	64.6	65.8	67.3	67.8	65.4
b) Kelengkapan pengangkutan <i>Transport equipment</i>	6.3	5.8	5.4	5.1	4.8	4.8	4.7	5.2
c) Jentera dan kelengkapan <i>Machinery and equipment</i>	20.0	19.6	18.9	18.5	17.4	16.4	15.0	15.6
d) Aset lain <i>Other assets</i>	8.3	9.3	10.8	11.8	12.0	11.6	12.5	13.8
Jumlah <i>Total</i>	100.0	100.0	100.0	100.0	100.0	100.0	100.0	100.0

Jadual 1.2.2A
Table
SMK mengikut Jenis Aktiviti Ekonomi dan Jenis Aset pada Harga Malar 2005 - RM Juta - Nilai Akhir Tahun
GKS by Kind of Economic Activity and Type of Assets at Constant 2005 Price - RM Million - End Year Value

Jenis Aktiviti Ekonomi <i>Kind of Economic Activity</i>	2005	2006	2007	2008	2009	2010	2011 ^e	2012 ^p
1. Pertanian <i>Agriculture</i>								
a) Struktur <i>Structures</i>	21,065	21,119	21,156	21,207	21,210	21,355	21,684	22,217
b) Kelengkapan pengangkutan <i>Transport equipment</i>	2,207	2,248	2,263	2,310	2,374	2,603	2,889	3,266
c) jentera dan kelengkapan <i>Machinery and equipment</i>	5,436	5,657	6,004	6,367	6,807	7,015	7,261	7,558
d) Aset lain <i>Other assets</i>	21,033	21,670	22,739	23,782	24,916	26,249	27,819	29,600
Jumlah <i>Total</i>	49,741	50,694	52,162	53,666	55,306	57,222	59,653	62,642
2. Perlombongan dan kuari <i>Mining and quarrying</i>								
a) Struktur <i>Structures</i>	8,889	8,833	8,753	8,674	8,596	8,561	8,581	8,577
b) Kelengkapan pengangkutan <i>Transport equipment</i>	348	318	277	224	166	330	323	329
c) jentera dan kelengkapan <i>Machinery and equipment</i>	14,905	13,596	14,223	17,263	22,012	29,339	37,047	49,322
d) Aset lain <i>Other assets</i>	98,772	109,717	123,333	137,241	150,810	163,518	176,977	199,110
Jumlah <i>Total</i>	122,914	132,465	146,586	163,401	181,584	201,748	222,928	257,339
3. Pembuatan <i>Manufacturing</i>								
a) Struktur <i>Structures</i>	92,139	95,982	99,505	104,127	106,335	110,639	116,531	123,105
b) Kelengkapan pengangkutan <i>Transport equipment</i>	9,563	9,302	8,829	8,290	7,456	6,819	6,687	6,639
c) jentera dan kelengkapan <i>Machinery and equipment</i>	193,922	200,016	200,412	203,317	198,289	198,506	200,278	203,980
d) Aset lain <i>Other assets</i>	9,708	11,681	13,912	16,317	17,974	21,331	24,388	27,258
Jumlah <i>Total</i>	305,333	316,981	322,657	332,052	330,054	337,295	347,885	360,982
3.1 Makanan, minuman dan tembakau <i>Food, beverages and tobacco</i>								
a) Struktur <i>Structures</i>	9,243	9,571	9,853	10,454	10,677	11,012	11,641	12,262
b) Kelengkapan pengangkutan <i>Transport equipment</i>	1,362	1,333	1,260	1,247	1,166	1,105	1,133	1,154
c) jentera dan kelengkapan <i>Machinery and equipment</i>	11,175	11,796	12,492	13,497	14,688	15,689	17,098	19,126
d) Aset lain <i>Other assets</i>	307	348	411	534	571	673	762	833
Jumlah <i>Total</i>	22,088	23,047	24,015	25,732	27,102	28,480	30,635	33,376
3.2 Produk tekstil, kulit, kayu, kertas, cetakan dan terbitan <i>Textiles, leather, wood, paper products, printing and publishing</i>								
a) Struktur <i>Structures</i>	18,076	18,297	18,582	18,758	18,996	19,077	19,214	19,313
b) Kelengkapan pengangkutan <i>Transport equipment</i>	2,457	2,345	2,096	1,784	1,451	1,261	1,294	1,293
c) jentera dan kelengkapan <i>Machinery and equipment</i>	23,057	21,991	21,012	20,564	19,302	18,440	17,940	18,312
d) Aset lain <i>Other assets</i>	164	194	225	254	277	320	370	418
Jumlah <i>Total</i>	43,755	42,828	41,915	41,359	40,026	39,098	38,819	39,336

Jadual 1.2.2A
Table

 SMK mengikut Jenis Aktiviti Ekonomi dan Jenis Aset pada Harga Malar 2005 - RM Juta - Nilai Akhir Tahun
 GKS by Kind of Economic Activity and Type of Assets at Constant 2005 Price - RM Million - End Year Value

Jenis Aktiviti Ekonomi <i>Kind of Economic Activity</i>	2005	2006	2007	2008	2009	2010	2011 ^e	2012 ^p
3.3 Produk petroleum, kimia, getah dan plastik <i>Petroleum, chemicals, rubber and plastic products</i>								
a) Struktur <i>Structures</i>	16,695	17,882	19,468	21,296	22,209	23,509	25,480	28,747
b) Kelengkapan pengangkutan <i>Transport equipment</i>	1,632	1,598	1,523	1,435	1,302	1,188	1,134	1,192
c) Jentera dan kelengkapan <i>Machinery and equipment</i>	46,109	48,322	50,462	53,051	51,800	53,068	53,575	56,494
d) Aset lain <i>Other assets</i>	1,558	1,722	1,888	2,039	2,018	2,471	2,951	3,471
Jumlah <i>Total</i>	65,994	69,524	73,341	77,820	77,330	80,236	83,141	89,905
3.4 Produk mineral bukan logam, logam asas dan produk logam yang direka <i>Non-metallic mineral products, basic metal and fabricated metal products</i>								
a) Struktur <i>Structures</i>	11,061	11,500	11,663	12,634	13,050	13,718	14,462	15,014
b) Kelengkapan pengangkutan <i>Transport equipment</i>	1,585	1,532	1,583	1,586	1,530	1,474	1,437	1,405
c) Jentera dan kelengkapan <i>Machinery and equipment</i>	21,531	20,750	19,990	20,433	20,093	21,190	22,434	22,845
d) Aset lain <i>Other assets</i>	243	303	318	438	441	639	808	976
Jumlah <i>Total</i>	34,420	34,085	33,554	35,091	35,115	37,022	39,141	40,240
3.5 Elektrik dan elektronik <i>Electrical and electronic</i>								
a) Struktur <i>Structures</i>	29,137	30,413	31,304	32,158	32,151	33,902	36,021	37,667
b) Kelengkapan pengangkutan <i>Transport equipment</i>	1,263	1,262	1,211	1,148	1,009	916	907	880
c) Jentera dan kelengkapan <i>Machinery and equipment</i>	79,645	83,985	82,918	81,805	77,788	75,198	73,897	71,051
d) Aset lain <i>Other assets</i>	6,545	7,950	9,879	11,679	13,118	15,296	17,193	18,914
Jumlah <i>Total</i>	116,591	123,610	125,312	126,790	124,066	125,313	128,019	128,511
3.6 Kelengkapan pengangkutan dan pembuatan lain <i>Transport equipment and other manufactures</i>								
a) Struktur <i>Structures</i>	7,927	8,318	8,635	8,828	9,253	9,420	9,713	10,101
b) Kelengkapan pengangkutan <i>Transport equipment</i>	1,264	1,231	1,155	1,090	998	875	781	715
c) Jentera dan kelengkapan <i>Machinery and equipment</i>	12,405	13,172	13,539	13,967	14,618	14,920	15,334	16,151
d) Aset lain <i>Other assets</i>	890	1,165	1,191	1,373	1,547	1,931	2,303	2,646
Jumlah <i>Total</i>	22,486	23,887	24,520	25,259	26,416	27,147	28,132	29,613
4. Pembinaan <i>Construction</i>								
a) Struktur <i>Structures</i>	9,775	9,984	10,341	10,654	10,456	10,629	10,886	11,269
b) Kelengkapan pengangkutan <i>Transport equipment</i>	2,490	2,737	3,325	3,365	3,533	3,915	4,356	4,951
c) Jentera dan kelengkapan <i>Machinery and equipment</i>	4,972	5,063	5,416	5,994	6,385	7,061	7,862	8,954
d) Aset lain <i>Other assets</i>	153	163	180	210	190	250	288	324
Jumlah <i>Total</i>	17,389	17,947	19,262	20,223	20,564	21,854	23,392	25,499

Jadual 1.2.2A
Table

 SMK mengikut Jenis Aktiviti Ekonomi dan Jenis Aset pada Harga Malar 2005 - RM Juta - Nilai Akhir Tahun
 GKS by Kind of Economic Activity and Type of Assets at Constant 2005 Price - RM Million - End Year Value

Jenis Aktiviti Ekonomi Kind of Economic Activity	2005	2006	2007	2008	2009	2010	2011 ^e	2012 ^p
5. Perkhidmatan <i>Services</i>								
a) Struktur <i>Structures</i>	954,451	987,447	1,020,984	1,056,458	1,093,508	1,131,452	1,166,096	1,212,039
b) Kelengkapan pengangkutan <i>Transport equipment</i>	90,324	89,591	92,114	94,419	98,371	108,658	118,729	134,223
c) Jentera dan kelengkapan <i>Machinery and equipment</i>	112,838	122,367	138,086	148,537	156,807	159,736	164,978	170,180
d) Aset lain <i>Other assets</i>	7,836	9,305	11,399	13,912	16,078	18,131	19,931	22,283
Jumlah <i>Total</i>	1,165,449	1,208,710	1,262,583	1,313,327	1,364,764	1,417,977	1,469,734	1,538,725
5.1 Perkhidmatan perantaraan <i>Intermediate services</i>								
a) Struktur <i>Structures</i>	464,191	474,327	483,984	493,295	504,609	516,300	528,416	547,017
b) Kelengkapan pengangkutan <i>Transport equipment</i>	73,988	73,792	76,595	77,942	81,325	90,090	98,300	110,321
c) Jentera dan kelengkapan <i>Machinery and equipment</i>	28,732	31,604	37,841	41,078	43,988	42,813	43,783	47,121
d) Aset lain <i>Other assets</i>	1,508	1,976	2,406	2,901	3,251	4,100	4,663	5,208
Jumlah <i>Total</i>	568,419	581,700	600,825	615,216	633,172	653,302	675,162	709,667
5.1.1 Pengangkutan, penyimpanan dan komunikasi <i>Transport, storage and communication</i>								
a) Struktur <i>Structures</i>	182,346	182,774	182,411	182,628	185,465	188,848	191,789	197,482
b) Kelengkapan pengangkutan <i>Transport equipment</i>	71,612	71,400	74,176	75,126	78,531	86,896	94,586	105,651
c) Jentera dan kelengkapan <i>Machinery and equipment</i>	20,432	22,596	27,923	29,976	32,576	32,132	33,601	36,660
d) Aset lain <i>Other assets</i>	1,018	1,404	1,671	2,163	2,370	2,614	2,612	2,587
Jumlah <i>Total</i>	275,407	278,173	286,181	289,893	298,942	310,489	322,588	342,381
5.1.2 Kewangan, insurans, hartanah dan perkhidmatan perniagaan <i>Finance, insurance, real estate and business services</i>								
a) Struktur <i>Structures</i>	281,845	291,553	301,573	310,667	319,144	327,452	336,628	349,535
b) Kelengkapan pengangkutan <i>Transport equipment</i>	2,376	2,392	2,418	2,816	2,794	3,193	3,714	4,670
c) Jentera dan kelengkapan <i>Machinery and equipment</i>	8,301	9,009	9,918	11,102	11,411	10,682	10,182	10,460
d) Aset lain <i>Other assets</i>	490	572	735	738	882	1,486	2,051	2,621
Jumlah <i>Total</i>	293,012	303,526	314,644	325,322	334,231	342,813	352,575	367,286
5.2 Perkhidmatan akhir <i>Final services</i>								
a) Struktur <i>Structures</i>	170,243	174,375	180,138	185,651	191,373	197,183	204,143	212,782
b) Kelengkapan pengangkutan <i>Transport equipment</i>	9,091	9,161	9,287	10,189	11,069	12,664	14,248	16,259
c) Jentera dan kelengkapan <i>Machinery and equipment</i>	25,849	28,657	34,190	38,771	43,375	47,463	52,225	56,662
d) Aset lain <i>Other assets</i>	3,566	3,840	4,476	5,575	6,520	7,572	8,698	10,066
Jumlah <i>Total</i>	208,749	216,033	228,092	240,186	252,337	264,882	279,313	295,769

Jadual 1.2.2A
Table
SMK mengikut Jenis Aktiviti Ekonomi dan Jenis Aset pada Harga Malar 2005 - RM Juta - Nilai Akhir Tahun
GKS by Kind of Economic Activity and Type of Assets at Constant 2005 Price - RM Million - End Year Value

Jenis Aktiviti Ekonomi Kind of Economic Activity	2005	2006	2007	2008	2009	2010	2011 ^e	2012 ^p
5.2.1 Utiliti <i>Utilities</i>								
a) Struktur <i>Structures</i>	124,274	125,600	127,740	129,983	131,958	133,513	135,757	138,680
b) Kelengkapan pengangkutan <i>Transport equipment</i>	1,280	1,532	1,294	1,231	1,127	1,016	880	775
c) jentera dan kelengkapan <i>Machinery and equipment</i>	14,875	16,756	20,736	23,397	25,826	28,458	31,528	34,270
d) Aset lain <i>Other assets</i>	715	769	1,034	1,135	1,240	1,162	1,210	1,338
Jumlah <i>Total</i>	141,144	144,655	150,804	155,746	160,150	164,149	169,376	175,063
5.2.2 Perdagangan borong dan runcit, penginapan dan restoran <i>Wholesale and retail trade, accommodation and restaurants</i>								
a) Struktur <i>Structures</i>	37,650	40,147	43,157	46,450	49,580	53,054	56,993	61,688
b) Kelengkapan pengangkutan <i>Transport equipment</i>	6,275	6,228	6,736	7,812	8,963	10,637	12,289	14,226
c) jentera dan kelengkapan <i>Machinery and equipment</i>	7,664	8,169	9,059	10,219	11,158	11,653	12,373	13,181
d) Aset lain <i>Other assets</i>	225	296	351	421	376	435	490	560
Jumlah <i>Total</i>	51,814	54,840	59,302	64,902	70,077	75,779	82,146	89,656
5.2.3 Perkhidmatan-perkhidmatan lain <i>Other services</i>								
a) Struktur <i>Structures</i>	8,320	8,628	9,241	9,218	9,835	10,616	11,392	12,413
b) Kelengkapan pengangkutan <i>Transport equipment</i>	1,536	1,401	1,258	1,146	979	1,011	1,079	1,257
c) jentera dan kelengkapan <i>Machinery and equipment</i>	3,311	3,732	4,395	5,156	6,392	7,352	8,324	9,211
d) Aset lain <i>Other assets</i>	2,625	2,775	3,092	4,018	4,904	5,975	6,997	8,168
Jumlah <i>Total</i>	15,792	16,538	17,986	19,538	22,110	24,954	27,792	31,050
5.3 Perkhidmatan kerajaan <i>Government services</i>								
a) Struktur <i>Structures</i>	320,017	338,746	356,862	377,512	397,526	417,970	433,537	452,241
b) Kelengkapan pengangkutan <i>Transport equipment</i>	7,244	6,638	6,232	6,288	5,977	5,905	6,181	7,643
c) jentera dan kelengkapan <i>Machinery and equipment</i>	58,256	62,105	66,055	68,687	69,444	69,459	68,971	66,397
d) Aset lain <i>Other assets</i>	2,763	3,488	4,517	5,437	6,307	6,459	6,570	7,009
Jumlah <i>Total</i>	388,281	410,977	433,667	457,925	479,254	499,794	515,259	533,289
6. Jumlah SMK <i>Total GKS</i>								
a) Struktur <i>Structures</i>	1,086,319	1,123,365	1,160,739	1,201,121	1,240,105	1,282,636	1,323,779	1,377,208
b) Kelengkapan pengangkutan <i>Transport equipment</i>	104,931	104,196	106,808	108,608	111,900	122,324	132,984	149,409
c) jentera dan kelengkapan <i>Machinery and equipment</i>	332,073	346,700	364,142	381,477	390,299	401,657	417,428	439,995
d) Aset lain <i>Other assets</i>	137,503	152,536	171,561	191,462	209,967	229,479	249,402	278,576
Jumlah <i>Total</i>	1,660,826	1,726,796	1,803,250	1,882,669	1,952,271	2,036,096	2,123,593	2,245,187

Jadual 1.2.2B
Table

 SMK mengikut Jenis Aktiviti Ekonomi dan Jenis Aset pada Harga Malar 2005 - Perubahan Peratusan Tahunan
 GKS by Kind of Economic Activity and Type of Assets at Constant 2005 Price - Annual Percentage Change

Jenis Aktiviti Ekonomi Kind of Economic Activity	2005	2006	2007	2008	2009	2010	2011 ^e	2012 ^p
1. Pertanian <i>Agriculture</i>								
a) Struktur <i>Structures</i>	1.3	0.3	0.2	0.2	0.0	0.7	1.5	2.5
b) Kelengkapan pengangkutan <i>Transport equipment</i>	0.2	1.8	0.7	2.1	2.7	9.6	11.0	13.1
c) jentera dan kelengkapan <i>Machinery and equipment</i>	5.5	4.1	6.1	6.0	6.9	3.1	3.5	4.1
d) Aset lain <i>Other assets</i>	2.6	3.0	4.9	4.6	4.8	5.4	6.0	6.4
Jumlah <i>Total</i>	2.3	1.9	2.9	2.9	3.1	3.5	4.2	5.0
2. Perlombongan dan kuari <i>Mining and quarrying</i>								
a) Struktur <i>Structures</i>	-0.7	-0.6	-0.9	-0.9	-0.9	-0.4	0.2	0.0
b) Kelengkapan pengangkutan <i>Transport equipment</i>	-6.6	-8.4	-12.9	-19.2	-25.7	98.1	-1.9	1.8
c) jentera dan kelengkapan <i>Machinery and equipment</i>	-2.0	-8.8	4.6	21.4	27.5	33.3	26.3	33.1
d) Aset lain <i>Other assets</i>	9.8	11.1	12.4	11.3	9.9	8.4	8.2	12.5
Jumlah <i>Total</i>	7.4	7.8	10.7	11.5	11.1	11.1	10.5	15.4
3. Pembuatan <i>Manufacturing</i>								
a) Struktur <i>Structures</i>	5.4	4.2	3.7	4.6	2.1	4.0	5.3	5.6
b) Kelengkapan pengangkutan <i>Transport equipment</i>	0.5	-2.7	-5.1	-6.1	-10.1	-8.5	-1.9	-0.7
c) jentera dan kelengkapan <i>Machinery and equipment</i>	3.3	3.1	0.2	1.4	-2.5	0.1	0.9	1.8
d) Aset lain <i>Other assets</i>	23.3	20.3	19.1	17.3	10.2	18.7	14.3	11.8
Jumlah <i>Total</i>	4.4	3.8	1.8	2.9	-0.6	2.2	3.1	3.8
3.1 Makanan, minuman dan tembakau <i>Food, beverages and tobacco</i>								
a) Struktur <i>Structures</i>	6.3	3.5	2.9	6.1	2.1	3.1	5.7	5.3
b) Kelengkapan pengangkutan <i>Transport equipment</i>	4.2	-2.2	-5.5	-1.0	-6.5	-5.2	2.6	1.9
c) jentera dan kelengkapan <i>Machinery and equipment</i>	9.5	5.6	5.9	8.0	8.8	6.8	9.0	11.9
d) Aset lain <i>Other assets</i>	4.9	13.2	18.1	30.0	7.1	17.9	13.2	9.3
Jumlah <i>Total</i>	7.7	4.3	4.2	7.2	5.3	5.1	7.6	9.0
3.2 Produk tekstil, kulit, kayu, kertas, cetakan dan terbitan <i>Textiles, leather, wood, paper products, printing and publishing</i>								
a) Struktur <i>Structures</i>	2.6	1.2	1.6	0.9	1.3	0.4	0.7	0.5
b) Kelengkapan pengangkutan <i>Transport equipment</i>	-0.5	-4.5	-10.6	-14.9	-18.7	-13.1	2.6	-0.1
c) jentera dan kelengkapan <i>Machinery and equipment</i>	-2.7	-4.6	-4.5	-2.1	-6.1	-4.5	-2.7	2.1
d) Aset lain <i>Other assets</i>	2.9	17.7	16.3	12.8	9.1	15.7	15.5	12.9
Jumlah <i>Total</i>	-0.4	-2.1	-2.1	-1.3	-3.2	-2.3	-0.7	1.3

Jadual 1.2.2B
Table

 SMK mengikut Jenis Aktiviti Ekonomi dan Jenis Aset pada Harga Malar 2005 - Perubahan Peratusan Tahunan
 GKS by Kind of Economic Activity and Type of Assets at Constant 2005 Price - Annual Percentage Change

Jenis Aktiviti Ekonomi <i>Kind of Economic Activity</i>	2005	2006	2007	2008	2009	2010	2011 ^e	2012 ^p
3.3 Produk petroleum, kimia, getah dan plastik <i>Petroleum, chemicals, rubber and plastic products</i>								
a) Struktur <i>Structures</i>	8.4	7.1	8.9	9.4	4.3	5.9	8.4	12.8
b) Kelengkapan pengangkutan <i>Transport equipment</i>	2.7	-2.1	-4.7	-5.8	-9.3	-8.7	-4.5	5.1
c) Jentera dan kelengkapan <i>Machinery and equipment</i>	1.7	4.8	4.4	5.1	-2.4	2.4	1.0	5.4
d) Aset lain <i>Other assets</i>	106.7	10.5	9.6	8.0	-1.0	22.4	19.4	17.6
Jumlah <i>Total</i>	4.6	5.3	5.5	6.1	-0.6	3.8	3.6	8.1
3.4 Produk mineral bukan logam, logam asas dan produk logam yang direka <i>Non-metallic mineral products, basic metal and fabricated metal products</i>								
a) Struktur <i>Structures</i>	5.5	4.0	1.4	8.3	3.3	5.1	5.4	3.8
b) Kelengkapan pengangkutan <i>Transport equipment</i>	0.3	-3.3	3.3	0.2	-3.5	-3.7	-2.5	-2.3
c) Jentera dan kelengkapan <i>Machinery and equipment</i>	2.2	-3.6	-3.7	2.2	-1.7	5.5	5.9	1.8
d) Aset lain <i>Other assets</i>	8.8	24.3	5.0	37.9	0.7	44.8	26.4	20.8
Jumlah <i>Total</i>	3.2	-1.0	-1.6	4.6	0.1	5.4	5.7	2.8
3.5 Elektrik dan elektronik <i>Electrical and electronic</i>								
a) Struktur <i>Structures</i>	6.3	4.4	2.9	2.7	0.0	5.4	6.2	4.6
b) Kelengkapan pengangkutan <i>Transport equipment</i>	-2.2	-0.1	-4.0	-5.2	-12.1	-9.2	-0.9	-3.1
c) Jentera dan kelengkapan <i>Machinery and equipment</i>	5.1	5.4	-1.3	-1.3	-4.9	-3.3	-1.7	-3.9
d) Aset lain <i>Other assets</i>	13.8	21.5	24.3	18.2	12.3	16.6	12.4	10.0
Jumlah <i>Total</i>	5.7	6.0	1.4	1.2	-2.1	1.0	2.2	0.4
3.6 Kelengkapan pengangkutan dan pembuatan lain <i>Transport equipment and other manufactures</i>								
a) Struktur <i>Structures</i>	1.9	4.9	3.8	2.2	4.8	1.8	3.1	4.0
b) Kelengkapan pengangkutan <i>Transport equipment</i>	-1.0	-2.6	-6.2	-5.6	-8.5	-12.3	-10.8	-8.4
c) Jentera dan kelengkapan <i>Machinery and equipment</i>	6.5	6.2	2.8	3.2	4.7	2.1	2.8	5.3
d) Aset lain <i>Other assets</i>	28.5	30.9	2.2	15.3	12.7	24.8	19.2	14.9
Jumlah <i>Total</i>	5.1	6.2	2.7	3.0	4.6	2.8	3.6	5.3
4. Pembinaan <i>Construction</i>								
a) Struktur <i>Structures</i>	10.0	2.1	3.6	3.0	-1.9	1.7	2.4	3.5
b) Kelengkapan pengangkutan <i>Transport equipment</i>	0.1	9.9	21.5	1.2	5.0	10.8	11.3	13.7
c) Jentera dan kelengkapan <i>Machinery and equipment</i>	-7.4	1.8	7.0	10.7	6.5	10.6	11.4	13.9
d) Aset lain <i>Other assets</i>	22.8	6.7	10.2	16.9	-9.6	31.9	15.0	12.6
Jumlah <i>Total</i>	3.1	3.2	7.3	5.0	1.7	6.3	7.0	9.0

Jadual 1.2.2B
Table

 SMK mengikut Jenis Aktiviti Ekonomi dan Jenis Aset pada Harga Malar 2005 - Perubahan Peratusan Tahunan
 GKS by Kind of Economic Activity and Type of Assets at Constant 2005 Price - Annual Percentage Change

Jenis Aktiviti Ekonomi Kind of Economic Activity	2005	2006	2007	2008	2009	2010	2011 ^e	2012 ^p
5. Perkhidmatan <i>Services</i>								
a) Struktur <i>Structures</i>	3.5	3.5	3.4	3.5	3.5	3.5	3.1	3.9
b) Kelengkapan pengangkutan <i>Transport equipment</i>	-5.9	-0.8	2.8	2.5	4.2	10.5	9.3	13.0
c) jentera dan kelengkapan <i>Machinery and equipment</i>	12.1	8.4	12.8	7.6	5.6	1.9	3.3	3.2
d) Aset lain <i>Other assets</i>	8.1	18.7	22.5	22.1	15.6	12.8	9.9	11.8
Jumlah <i>Total</i>	3.5	3.7	4.5	4.0	3.9	3.9	3.7	4.7
5.1 Perkhidmatan perantara <i>Intermediate services</i>								
a) Struktur <i>Structures</i>	2.4	2.2	2.0	1.9	2.3	2.3	2.3	3.5
b) Kelengkapan pengangkutan <i>Transport equipment</i>	-5.2	-0.3	3.8	1.8	4.3	10.8	9.1	12.2
c) jentera dan kelengkapan <i>Machinery and equipment</i>	20.9	10.0	19.7	8.6	7.1	-2.7	2.3	7.6
d) Aset lain <i>Other assets</i>	1.8	31.0	21.8	20.6	12.1	26.1	13.8	11.7
Jumlah <i>Total</i>	2.1	2.3	3.3	2.4	2.9	3.2	3.3	5.1
5.1.1 Pengangkutan, penyimpanan dan komunikasi <i>Transport, storage and communication</i>								
a) Struktur <i>Structures</i>	0.1	0.2	-0.2	0.1	1.6	1.8	1.6	3.0
b) Kelengkapan pengangkutan <i>Transport equipment</i>	-5.6	-0.3	3.9	1.3	4.5	10.7	8.8	11.7
c) jentera dan kelengkapan <i>Machinery and equipment</i>	28.1	10.6	23.6	7.4	8.7	-1.4	4.6	9.1
d) Aset lain <i>Other assets</i>	-13.0	37.9	19.0	29.5	9.6	10.3	-0.1	-1.0
Jumlah <i>Total</i>	0.1	1.0	2.9	1.3	3.1	3.9	3.9	6.1
5.1.2 Kewangan, insurans, hartanah dan perkhidmatan perniagaan <i>Finance, insurance, real estate and business services</i>								
a) Struktur <i>Structures</i>	3.9	3.4	3.4	3.0	2.7	2.6	2.8	3.8
b) Kelengkapan pengangkutan <i>Transport equipment</i>	8.9	0.7	1.1	16.4	-0.8	14.3	16.3	25.7
c) jentera dan kelengkapan <i>Machinery and equipment</i>	6.2	8.5	10.1	11.9	2.8	-6.4	-4.7	2.7
d) Aset lain <i>Other assets</i>	57.4	16.7	28.4	0.4	19.5	68.6	38.0	27.8
Jumlah <i>Total</i>	4.1	3.6	3.7	3.4	2.7	2.6	2.8	4.2
5.2 Perkhidmatan akhir <i>Final services</i>								
a) Struktur <i>Structures</i>	3.9	2.4	3.3	3.1	3.1	3.0	3.5	4.2
b) Kelengkapan pengangkutan <i>Transport equipment</i>	-7.8	0.8	1.4	9.7	8.6	14.4	12.5	14.1
c) jentera dan kelengkapan <i>Machinery and equipment</i>	18.1	10.9	19.3	13.4	11.9	9.4	10.0	8.5
d) Aset lain <i>Other assets</i>	-0.6	7.7	16.6	24.5	17.0	16.1	14.9	15.7
Jumlah <i>Total</i>	4.8	3.5	5.6	5.3	5.1	5.0	5.4	5.9

Jadual 1.2.2B
Table

 SMK mengikut Jenis Aktiviti Ekonomi dan Jenis Aset pada Harga Malar 2005 - Perubahan Peratusan Tahunan
 GKS by Kind of Economic Activity and Type of Assets at Constant 2005 Price - Annual Percentage Change

Jenis Aktiviti Ekonomi Kind of Economic Activity	2005	2006	2007	2008	2009	2010	2011 ^e	2012 ^p
5.2.1 Utiliti <i>Utilities</i>								
a) Struktur <i>Structures</i>	2.9	1.1	1.7	1.8	1.5	1.2	1.7	2.2
b) Kelengkapan pengangkutan <i>Transport equipment</i>	-3.2	19.7	-15.5	-4.9	-8.4	-9.8	-13.4	-11.9
c) jentera dan kelengkapan <i>Machinery and equipment</i>	20.9	12.6	23.8	12.8	10.4	10.2	10.8	8.7
d) Aset lain <i>Other assets</i>	-1.5	7.4	34.5	9.8	9.2	-6.3	4.2	10.5
Jumlah <i>Total</i>	4.4	2.5	4.3	3.3	2.8	2.5	3.2	3.4
5.2.2 Perdagangan borong dan runcit, penginapan dan restoran <i>Wholesale and retail trade, accommodation and restaurants</i>								
a) Struktur <i>Structures</i>	6.9	6.6	7.5	7.6	6.7	7.0	7.4	8.2
b) Kelengkapan pengangkutan <i>Transport equipment</i>	-8.9	-0.8	8.1	16.0	14.7	18.7	15.5	15.8
c) jentera dan kelengkapan <i>Machinery and equipment</i>	8.3	6.6	10.9	12.8	9.2	4.4	6.2	6.5
d) Aset lain <i>Other assets</i>	-48.7	31.4	18.4	20.1	-10.7	15.6	12.6	14.4
Jumlah <i>Total</i>	4.4	5.8	8.1	9.4	8.0	8.1	8.4	9.1
5.2.3 Perkhidmatan-perkhidmatan lain <i>Other services</i>								
a) Struktur <i>Structures</i>	5.3	3.7	7.1	-0.3	6.7	7.9	7.3	9.0
b) Kelengkapan pengangkutan <i>Transport equipment</i>	-6.8	-8.8	-10.2	-8.9	-14.5	3.2	6.7	16.6
c) jentera dan kelengkapan <i>Machinery and equipment</i>	32.2	12.7	17.8	17.3	24.0	15.0	13.2	10.7
d) Aset lain <i>Other assets</i>	8.4	5.7	11.4	30.0	22.0	21.8	17.1	16.7
Jumlah <i>Total</i>	9.1	4.7	8.8	8.6	13.2	12.9	11.4	11.7
5.3 Perkhidmatan kerajaan <i>Government services</i>								
a) Struktur <i>Structures</i>	5.0	5.9	5.3	5.8	5.3	5.1	3.7	4.3
b) Kelengkapan pengangkutan <i>Transport equipment</i>	-10.1	-8.4	-6.1	0.9	-5.0	-1.2	4.7	23.7
c) jentera dan kelengkapan <i>Machinery and equipment</i>	5.9	6.6	6.4	4.0	1.1	0.0	-0.7	-3.7
d) Aset lain <i>Other assets</i>	26.7	26.3	29.5	20.4	16.0	2.4	1.7	6.7
Jumlah <i>Total</i>	4.9	5.8	5.5	5.6	4.7	4.3	3.1	3.5
6. Jumlah SMK <i>Total GKS</i>								
a) Struktur <i>Structures</i>	3.7	3.4	3.3	3.5	3.2	3.4	3.2	4.0
b) Kelengkapan pengangkutan <i>Transport equipment</i>	-5.1	-0.7	2.5	1.7	3.0	9.3	8.7	12.4
c) jentera dan kelengkapan <i>Machinery and equipment</i>	5.7	4.4	5.0	4.8	2.3	2.9	3.9	5.4
d) Aset lain <i>Other assets</i>	9.4	10.9	12.5	11.6	9.7	9.3	8.7	11.7
Jumlah <i>Total</i>	3.9	4.0	4.4	4.4	3.7	4.3	4.3	5.7

Jadual 1.2.2C
Table
SMK mengikut Jenis Aktiviti Ekonomi dan Jenis Aset pada Harga Malar 2005 - Pembahagian Peratus SMK
GKS by Kind of Economic Activity and Type of Assets at Constant 2005 Price - Percentage Share of GKS

Jenis Aktiviti Ekonomi <i>Kind of Economic Activity</i>	2005	2006	2007	2008	2009	2010	2011 ^e	2012 ^p
1. Pertanian <i>Agriculture</i>								
a) Struktur <i>Structures</i>	1.3	1.2	1.2	1.1	1.1	1.0	1.0	1.0
b) Kelengkapan pengangkutan <i>Transport equipment</i>	0.1	0.1	0.1	0.1	0.1	0.1	0.1	0.1
c) jentera dan kelengkapan <i>Machinery and equipment</i>	0.3	0.3	0.3	0.3	0.3	0.3	0.3	0.3
d) Aset lain <i>Other assets</i>	1.3	1.3	1.3	1.3	1.3	1.3	1.3	1.3
Jumlah <i>Total</i>	3.0	2.9	2.9	2.9	2.8	2.8	2.8	2.8
2. Perlombongan dan kuari <i>Mining and quarrying</i>								
a) Struktur <i>Structures</i>	0.5	0.5	0.5	0.5	0.4	0.4	0.4	0.4
b) Kelengkapan pengangkutan <i>Transport equipment</i>	0.0	0.0	0.0	0.0	0.0	0.0	0.0	0.0
c) jentera dan kelengkapan <i>Machinery and equipment</i>	0.9	0.8	0.8	0.9	1.1	1.4	1.7	2.2
d) Aset lain <i>Other assets</i>	5.9	6.4	6.8	7.3	7.7	8.0	8.3	8.9
Jumlah <i>Total</i>	7.4	7.7	8.1	8.7	9.3	9.9	10.5	11.5
3. Pembuatan <i>Manufacturing</i>								
a) Struktur <i>Structures</i>	5.5	5.6	5.5	5.5	5.4	5.4	5.5	5.5
b) Kelengkapan pengangkutan <i>Transport equipment</i>	0.6	0.5	0.5	0.4	0.4	0.3	0.3	0.3
c) jentera dan kelengkapan <i>Machinery and equipment</i>	11.7	11.6	11.1	10.8	10.2	9.7	9.4	9.1
d) Aset lain <i>Other assets</i>	0.6	0.7	0.8	0.9	0.9	1.0	1.1	1.2
Jumlah <i>Total</i>	18.4	18.4	17.9	17.6	16.9	16.6	16.4	16.1
3.1 Makanan, minuman dan tembakau <i>Food, beverages and tobacco</i>								
a) Struktur <i>Structures</i>	0.6	0.6	0.5	0.6	0.5	0.5	0.5	0.5
b) Kelengkapan pengangkutan <i>Transport equipment</i>	0.1	0.1	0.1	0.1	0.1	0.1	0.1	0.1
c) jentera dan kelengkapan <i>Machinery and equipment</i>	0.7	0.7	0.7	0.7	0.8	0.8	0.8	0.9
d) Aset lain <i>Other assets</i>	0.0	0.0	0.0	0.0	0.0	0.0	0.0	0.0
Jumlah <i>Total</i>	1.3	1.3	1.3	1.4	1.4	1.4	1.4	1.5
3.2 Produk tekstil, kulit, kayu, kertas, cetakan dan terbitan <i>Textiles, leather, wood, paper products, printing and publishing</i>								
a) Struktur <i>Structures</i>	1.1	1.1	1.0	1.0	1.0	0.9	0.9	0.9
b) Kelengkapan pengangkutan <i>Transport equipment</i>	0.1	0.1	0.1	0.1	0.1	0.1	0.1	0.1
c) jentera dan kelengkapan <i>Machinery and equipment</i>	1.4	1.3	1.2	1.1	1.0	0.9	0.8	0.8
d) Aset lain <i>Other assets</i>	0.0	0.0	0.0	0.0	0.0	0.0	0.0	0.0
Jumlah <i>Total</i>	2.6	2.5	2.3	2.2	2.1	1.9	1.8	1.8

Jadual 1.2.2C
Table
SMK mengikut Jenis Aktiviti Ekonomi dan Jenis Aset pada Harga Malar 2005 - Pembahagian Peratus SMK
GKS by Kind of Economic Activity and Type of Assets at Constant 2005 Price - Percentage Share of GKS

Jenis Aktiviti Ekonomi <i>Kind of Economic Activity</i>	2005	2006	2007	2008	2009	2010	2011 ^e	2012 ^p
3.3 Produk petroleum, kimia, getah dan plastik <i>Petroleum, chemicals, rubber and plastic products</i>								
a) Struktur <i>Structures</i>	1.0	1.0	1.1	1.1	1.1	1.2	1.2	1.3
b) Kelengkapan pengangkutan <i>Transport equipment</i>	0.1	0.1	0.1	0.1	0.1	0.1	0.1	0.1
c) jentera dan kelengkapan <i>Machinery and equipment</i>	2.8	2.8	2.8	2.8	2.7	2.6	2.5	2.5
d) Aset lain <i>Other assets</i>	0.1	0.1	0.1	0.1	0.1	0.1	0.1	0.2
Jumlah <i>Total</i>	4.0	4.0	4.1	4.1	4.0	3.9	3.9	4.0
3.4 Produk mineral bukan logam, logam asas dan produk logam yang direka <i>Non-metallic mineral products, basic metal and fabricated metal products</i>								
a) Struktur <i>Structures</i>	0.7	0.7	0.6	0.7	0.7	0.7	0.7	0.7
b) Kelengkapan pengangkutan <i>Transport equipment</i>	0.1	0.1	0.1	0.1	0.1	0.1	0.1	0.1
c) jentera dan kelengkapan <i>Machinery and equipment</i>	1.3	1.2	1.1	1.1	1.0	1.0	1.1	1.0
d) Aset lain <i>Other assets</i>	0.0	0.0	0.0	0.0	0.0	0.0	0.0	0.0
Jumlah <i>Total</i>	2.1	2.0	1.9	1.9	1.8	1.8	1.8	1.8
3.5 Elektrik dan elektronik <i>Electrical and electronic</i>								
a) Struktur <i>Structures</i>	1.8	1.8	1.7	1.7	1.6	1.7	1.7	1.7
b) Kelengkapan pengangkutan <i>Transport equipment</i>	0.1	0.1	0.1	0.1	0.1	0.0	0.0	0.0
c) jentera dan kelengkapan <i>Machinery and equipment</i>	4.8	4.9	4.6	4.3	4.0	3.7	3.5	3.2
d) Aset lain <i>Other assets</i>	0.4	0.5	0.5	0.6	0.7	0.8	0.8	0.8
Jumlah <i>Total</i>	7.0	7.2	6.9	6.7	6.4	6.2	6.0	5.7
3.6 Kelengkapan pengangkutan dan pembuatan lain <i>Transport equipment and other manufactures</i>								
a) Struktur <i>Structures</i>	0.5	0.5	0.5	0.5	0.5	0.5	0.5	0.4
b) Kelengkapan pengangkutan <i>Transport equipment</i>	0.1	0.1	0.1	0.1	0.1	0.0	0.0	0.0
c) jentera dan kelengkapan <i>Machinery and equipment</i>	0.7	0.8	0.8	0.7	0.7	0.7	0.7	0.7
d) Aset lain <i>Other assets</i>	0.1	0.1	0.1	0.1	0.1	0.1	0.1	0.1
Jumlah <i>Total</i>	1.4	1.4	1.4	1.3	1.4	1.3	1.3	1.3
4. Pembinaan <i>Construction</i>								
a) Struktur <i>Structures</i>	0.6	0.6	0.6	0.6	0.5	0.5	0.5	0.5
b) Kelengkapan pengangkutan <i>Transport equipment</i>	0.1	0.2	0.2	0.2	0.2	0.2	0.2	0.2
c) jentera dan kelengkapan <i>Machinery and equipment</i>	0.3	0.3	0.3	0.3	0.3	0.3	0.4	0.4
d) Aset lain <i>Other assets</i>	0.0	0.0	0.0	0.0	0.0	0.0	0.0	0.0
Jumlah <i>Total</i>	1.0	1.0	1.1	1.1	1.1	1.1	1.1	1.1

Jenis Aktiviti Ekonomi Kind of Economic Activity	2005	2006	2007	2008	2009	2010	2011 ^e	2012 ^p
5. Perkhidmatan <i>Services</i>								
a) Struktur <i>Structures</i>	57.5	57.2	56.6	56.1	56.0	55.6	54.9	54.0
b) Kelengkapan pengangkutan <i>Transport equipment</i>	5.4	5.2	5.1	5.0	5.0	5.3	5.6	6.0
c) jentera dan kelengkapan <i>Machinery and equipment</i>	6.8	7.1	7.7	7.9	8.0	7.8	7.8	7.6
d) Aset lain <i>Other assets</i>	0.5	0.5	0.6	0.7	0.8	0.9	0.9	1.0
Jumlah <i>Total</i>	70.2	70.0	70.0	69.8	69.9	69.6	69.2	68.5
5.1 Perkhidmatan perantaraan <i>Intermediate services</i>								
a) Struktur <i>Structures</i>	27.9	27.5	26.8	26.2	25.8	25.4	24.9	24.4
b) Kelengkapan pengangkutan <i>Transport equipment</i>	4.5	4.3	4.2	4.1	4.2	4.4	4.6	4.9
c) jentera dan kelengkapan <i>Machinery and equipment</i>	1.7	1.8	2.1	2.2	2.3	2.1	2.1	2.1
d) Aset lain <i>Other assets</i>	0.1	0.1	0.1	0.2	0.2	0.2	0.2	0.2
Jumlah <i>Total</i>	34.2	33.7	33.3	32.7	32.4	32.1	31.8	31.6
5.1.1 Pengangkutan, penyimpanan dan komunikasi <i>Transport, storage and communication</i>								
a) Struktur <i>Structures</i>	11.0	10.6	10.1	9.7	9.5	9.3	9.0	8.8
b) Kelengkapan pengangkutan <i>Transport equipment</i>	4.3	4.1	4.1	4.0	4.0	4.3	4.5	4.7
c) jentera dan kelengkapan <i>Machinery and equipment</i>	1.2	1.3	1.5	1.6	1.7	1.6	1.6	1.6
d) Aset lain <i>Other assets</i>	0.1	0.1	0.1	0.1	0.1	0.1	0.1	0.1
Jumlah <i>Total</i>	16.6	16.1	15.9	15.4	15.3	15.2	15.2	15.2
5.1.2 Kewangan, insurans, hartanah dan perkhidmatan perniagaan <i>Finance, insurance, real estate and business services</i>								
a) Struktur <i>Structures</i>	17.0	16.9	16.7	16.5	16.3	16.1	15.9	15.6
b) Kelengkapan pengangkutan <i>Transport equipment</i>	0.1	0.1	0.1	0.1	0.1	0.2	0.2	0.2
c) jentera dan kelengkapan <i>Machinery and equipment</i>	0.5	0.5	0.5	0.6	0.6	0.5	0.5	0.5
d) Aset lain <i>Other assets</i>	0.0	0.0	0.0	0.0	0.0	0.1	0.1	0.1
Jumlah <i>Total</i>	17.6	17.6	17.4	17.3	17.1	16.8	16.6	16.4
5.2 Perkhidmatan akhir <i>Final services</i>								
a) Struktur <i>Structures</i>	10.3	10.1	10.0	9.9	9.8	9.7	9.6	9.5
b) Kelengkapan pengangkutan <i>Transport equipment</i>	0.5	0.5	0.5	0.5	0.6	0.6	0.7	0.7
c) jentera dan kelengkapan <i>Machinery and equipment</i>	1.6	1.7	1.9	2.1	2.2	2.3	2.5	2.5
d) Aset lain <i>Other assets</i>	0.2	0.2	0.2	0.3	0.3	0.4	0.4	0.4
Jumlah <i>Total</i>	12.6	12.5	12.6	12.8	12.9	13.0	13.2	13.2

Jadual 1.2.2C
Table
SMK mengikut Jenis Aktiviti Ekonomi dan Jenis Aset pada Harga Malar 2005 - Pembahagian Peratus SMK
GKS by Kind of Economic Activity and Type of Assets at Constant 2005 Price - Percentage Share of GKS

Jenis Aktiviti Ekonomi <i>Kind of Economic Activity</i>	2005	2006	2007	2008	2009	2010	2011 ^e	2012 ^p
5.2.1 Utiliti <i>Utilities</i>								
a) Struktur <i>Structures</i>	7.5	7.3	7.1	6.9	6.8	6.6	6.4	6.2
b) Kelengkapan pengangkutan <i>Transport equipment</i>	0.1	0.1	0.1	0.1	0.1	0.0	0.0	0.0
c) jentera dan kelengkapan <i>Machinery and equipment</i>	0.9	1.0	1.1	1.2	1.3	1.4	1.5	1.5
d) Aset lain <i>Other assets</i>	0.0	0.0	0.1	0.1	0.1	0.1	0.1	0.1
Jumlah <i>Total</i>	8.5	8.4	8.4	8.3	8.2	8.1	8.0	7.8
5.2.2 Perdagangan borong dan runcit, penginapan dan restoran <i>Wholesale and retail trade, accommodation and restaurants</i>								
a) Struktur <i>Structures</i>	2.3	2.3	2.4	2.5	2.5	2.6	2.7	2.7
b) Kelengkapan pengangkutan <i>Transport equipment</i>	0.4	0.4	0.4	0.4	0.5	0.5	0.6	0.6
c) Jentera dan kelengkapan <i>Machinery and equipment</i>	0.5	0.5	0.5	0.5	0.6	0.6	0.6	0.6
d) Aset lain <i>Other assets</i>	0.0	0.0	0.0	0.0	0.0	0.0	0.0	0.0
Jumlah <i>Total</i>	3.1	3.2	3.3	3.4	3.6	3.7	3.9	4.0
5.2.3 Perkhidmatan-perkhidmatan lain <i>Other services</i>								
a) Struktur <i>Structures</i>	0.5	0.5	0.5	0.5	0.5	0.5	0.5	0.6
b) Kelengkapan pengangkutan <i>Transport equipment</i>	0.1	0.1	0.1	0.1	0.1	0.0	0.1	0.1
c) Jentera dan kelengkapan <i>Machinery and equipment</i>	0.2	0.2	0.2	0.3	0.3	0.4	0.4	0.4
d) Aset lain <i>Other assets</i>	0.2	0.2	0.2	0.2	0.3	0.3	0.3	0.4
Jumlah <i>Total</i>	1.0	1.0	1.0	1.0	1.1	1.2	1.3	1.4
5.3 Perkhidmatan kerajaan <i>Government services</i>								
a) Struktur <i>Structures</i>	19.3	19.6	19.8	20.1	20.4	20.5	20.4	20.1
b) Kelengkapan pengangkutan <i>Transport equipment</i>	0.4	0.4	0.3	0.3	0.3	0.3	0.3	0.3
c) Jentera dan kelengkapan <i>Machinery and equipment</i>	3.5	3.6	3.7	3.6	3.6	3.4	3.2	3.0
d) Aset lain <i>Other assets</i>	0.2	0.2	0.3	0.3	0.3	0.3	0.3	0.3
Jumlah <i>Total</i>	23.4	23.8	24.0	24.3	24.5	24.5	24.3	23.8
6. Jumlah SMK <i>Total GKS</i>								
a) Struktur <i>Structures</i>	65.4	65.1	64.4	63.8	63.5	63.0	62.3	61.3
b) Kelengkapan pengangkutan <i>Transport equipment</i>	6.3	6.0	5.9	5.8	5.7	6.0	6.3	6.7
c) Jentera dan kelengkapan <i>Machinery and equipment</i>	20.0	20.1	20.2	20.3	20.0	19.7	19.7	19.6
d) Aset lain <i>Other assets</i>	8.3	8.8	9.5	10.2	10.8	11.3	11.7	12.4
Jumlah <i>Total</i>	100.0	100.0	100.0	100.0	100.0	100.0	100.0	100.0

Jadual 1.2.2D
Table
SMK mengikut Jenis Aktiviti Ekonomi dan Jenis Aset pada Harga Malar 2005 - Pembahagian Peratus mengikut Jenis Aset
GKS by Kind of Economic Activity and Type of Assets at Constant 2005 Price - Percentage Share by Type of Assets

Jenis Aktiviti Ekonomi <i>Kind of Economic Activity</i>	2005	2006	2007	2008	2009	2010	2011 ^e	2012 ^p
1. Pertanian <i>Agriculture</i>								
a) Struktur <i>Structures</i>	42.3	41.7	40.6	39.5	38.4	37.3	36.4	35.5
b) Kelengkapan pengangkutan <i>Transport equipment</i>	4.4	4.4	4.3	4.3	4.3	4.5	4.8	5.2
c) jentera dan kelengkapan <i>Machinery and equipment</i>	10.9	11.2	11.5	11.9	12.3	12.3	12.2	12.1
d) Aset lain <i>Other assets</i>	42.3	42.7	43.6	44.3	45.1	45.9	46.6	47.3
Jumlah <i>Total</i>	100.0	100.0	100.0	100.0	100.0	100.0	100.0	100.0
2. Perlombongan dan kuari <i>Mining and quarrying</i>								
a) Struktur <i>Structures</i>	7.2	6.7	6.0	5.3	4.7	4.2	3.8	3.3
b) Kelengkapan pengangkutan <i>Transport equipment</i>	0.3	0.2	0.2	0.1	0.1	0.2	0.1	0.1
c) jentera dan kelengkapan <i>Machinery and equipment</i>	12.1	10.3	9.7	10.6	12.1	14.5	16.6	19.2
d) Aset lain <i>Other assets</i>	80.4	82.8	84.1	84.0	83.1	81.1	79.4	77.4
Jumlah <i>Total</i>	100.0	100.0	100.0	100.0	100.0	100.0	100.0	100.0
3. Pembuatan <i>Manufacturing</i>								
a) Struktur <i>Structures</i>	30.2	30.3	30.8	31.4	32.2	32.8	33.5	34.1
b) Kelengkapan pengangkutan <i>Transport equipment</i>	3.1	2.9	2.7	2.5	2.3	2.0	1.9	1.8
c) jentera dan kelengkapan <i>Machinery and equipment</i>	63.5	63.1	62.1	61.2	60.1	58.9	57.6	56.5
d) Aset lain <i>Other assets</i>	3.2	3.7	4.3	4.9	5.4	6.3	7.0	7.6
Jumlah <i>Total</i>	100.0	100.0	100.0	100.0	100.0	100.0	100.0	100.0
3.1 Makanan, minuman dan tembakau <i>Food, beverages and tobacco</i>								
a) Struktur <i>Structures</i>	41.8	41.5	41.0	40.6	39.4	38.7	38.0	36.7
b) Kelengkapan pengangkutan <i>Transport equipment</i>	6.2	5.8	5.2	4.8	4.3	3.9	3.7	3.5
c) jentera dan kelengkapan <i>Machinery and equipment</i>	50.6	51.2	52.0	52.5	54.2	55.1	55.8	57.3
d) Aset lain <i>Other assets</i>	1.4	1.5	1.7	2.1	2.1	2.4	2.5	2.5
Jumlah <i>Total</i>	100.0	100.0	100.0	100.0	100.0	100.0	100.0	100.0
3.2 Produk tekstil, kulit, kayu, kertas, cetakan dan terbitan <i>Textiles, leather, wood, paper products, printing and publishing</i>								
a) Struktur <i>Structures</i>	41.3	42.7	44.3	45.4	47.5	48.8	49.5	49.1
b) Kelengkapan pengangkutan <i>Transport equipment</i>	5.6	5.5	5.0	4.3	3.6	3.2	3.3	3.3
c) jentera dan kelengkapan <i>Machinery and equipment</i>	52.7	51.3	50.1	49.7	48.2	47.2	46.2	46.6
d) Aset lain <i>Other assets</i>	0.4	0.5	0.5	0.6	0.7	0.8	1.0	1.1
Jumlah <i>Total</i>	100.0	100.0	100.0	100.0	100.0	100.0	100.0	100.0

Jadual 1.2.2D
Table
SMK mengikut Jenis Aktiviti Ekonomi dan Jenis Aset pada Harga Malar 2005 - Pembahagian Peratus mengikut Jenis Aset
GKS by Kind of Economic Activity and Type of Assets at Constant 2005 Price - Percentage Share by Type of Assets


Jenis Aktiviti Ekonomi <i>Kind of Economic Activity</i>	2005	2006	2007	2008	2009	2010	2011 ^e	2012 ^p
3.3 Produk petroleum, kimia, getah dan plastik <i>Petroleum, chemicals, rubber and plastic products</i>								
a) Struktur <i>Structures</i>	25.3	25.7	26.5	27.4	28.7	29.3	30.6	32.0
b) Kelengkapan pengangkutan <i>Transport equipment</i>	2.5	2.3	2.1	1.8	1.7	1.5	1.4	1.3
c) Jentera dan kelengkapan <i>Machinery and equipment</i>	69.9	69.5	68.8	68.2	67.0	66.1	64.4	62.8
d) Aset lain <i>Other assets</i>	2.4	2.5	2.6	2.6	2.6	3.1	3.6	3.9
Jumlah <i>Total</i>	100.0	100.0	100.0	100.0	100.0	100.0	100.0	100.0
3.4 Produk mineral bukan logam, logam asas dan produk logam yang direka <i>Non-metallic mineral products, basic metal and fabricated metal products</i>								
a) Struktur <i>Structures</i>	32.1	33.7	34.8	36.0	37.2	37.1	36.9	37.3
b) Kelengkapan pengangkutan <i>Transport equipment</i>	4.6	4.5	4.7	4.5	4.4	4.0	3.7	3.5
c) Jentera dan kelengkapan <i>Machinery and equipment</i>	62.6	60.9	59.6	58.2	57.2	57.2	57.3	56.8
d) Aset lain <i>Other assets</i>	0.7	0.9	0.9	1.2	1.3	1.7	2.1	2.4
Jumlah <i>Total</i>	100.0	100.0	100.0	100.0	100.0	100.0	100.0	100.0
3.5 Elektrik dan elektronik <i>Electrical and electronic</i>								
a) Struktur <i>Structures</i>	25.0	24.6	25.0	25.4	25.9	27.1	28.1	29.3
b) Kelengkapan pengangkutan <i>Transport equipment</i>	1.1	1.0	1.0	0.9	0.8	0.7	0.7	0.7
c) Jentera dan kelengkapan <i>Machinery and equipment</i>	68.3	67.9	66.2	64.5	62.7	60.0	57.7	55.3
d) Aset lain <i>Other assets</i>	5.6	6.4	7.9	9.2	10.6	12.2	13.4	14.7
Jumlah <i>Total</i>	100.0	100.0	100.0	100.0	100.0	100.0	100.0	100.0
3.6 Kelengkapan pengangkutan dan pembuatan lain <i>Transport equipment and other manufactures</i>								
a) Struktur <i>Structures</i>	35.3	34.8	35.2	34.9	35.0	34.7	34.5	34.1
b) Kelengkapan pengangkutan <i>Transport equipment</i>	5.6	5.2	4.7	4.3	3.8	3.2	2.8	2.4
c) Jentera dan kelengkapan <i>Machinery and equipment</i>	55.2	55.1	55.2	55.3	55.3	55.0	54.5	54.5
d) Aset lain <i>Other assets</i>	4.0	4.9	4.9	5.4	5.9	7.1	8.2	8.9
Jumlah <i>Total</i>	100.0	100.0	100.0	100.0	100.0	100.0	100.0	100.0
4. Pembinaan <i>Construction</i>								
a) Struktur <i>Structures</i>	56.2	55.6	53.7	52.7	50.8	48.6	46.5	44.2
b) Kelengkapan pengangkutan <i>Transport equipment</i>	14.3	15.3	17.3	16.6	17.2	17.9	18.6	19.4
c) Jentera dan kelengkapan <i>Machinery and equipment</i>	28.6	28.2	28.1	29.6	31.1	32.3	33.6	35.1
d) Aset lain <i>Other assets</i>	0.9	0.9	0.9	1.0	0.9	1.1	1.2	1.3
Jumlah <i>Total</i>	100.0	100.0	100.0	100.0	100.0	100.0	100.0	100.0

Jenis Aktiviti Ekonomi Kind of Economic Activity	2005	2006	2007	2008	2009	2010	2011 ^e	2012 ^p
5. Perkhidmatan <i>Services</i>								
a) Struktur <i>Structures</i>	81.9	81.7	80.9	80.4	80.1	79.8	79.3	78.8
b) Kelengkapan pengangkutan <i>Transport equipment</i>	7.8	7.4	7.3	7.2	7.2	7.7	8.1	8.7
c) Jentera dan kelengkapan <i>Machinery and equipment</i>	9.7	10.1	10.9	11.3	11.5	11.3	11.2	11.1
d) Aset lain <i>Other assets</i>	0.7	0.8	0.9	1.1	1.2	1.3	1.4	1.4
Jumlah <i>Total</i>	100.0	100.0	100.0	100.0	100.0	100.0	100.0	100.0
5.1 Perkhidmatan perantara <i>Intermediate services</i>								
a) Struktur <i>Structures</i>	81.7	81.5	80.6	80.2	79.7	79.0	78.3	77.1
b) Kelengkapan pengangkutan <i>Transport equipment</i>	13.0	12.7	12.7	12.7	12.8	13.8	14.6	15.5
c) Jentera dan kelengkapan <i>Machinery and equipment</i>	5.1	5.4	6.3	6.7	6.9	6.6	6.5	6.6
d) Aset lain <i>Other assets</i>	0.3	0.3	0.4	0.5	0.5	0.6	0.7	0.7
Jumlah <i>Total</i>	100.0	100.0	100.0	100.0	100.0	100.0	100.0	100.0
5.1.1 Pengangkutan, penyimpanan dan komunikasi <i>Transport, storage and communication</i>								
a) Struktur <i>Structures</i>	66.2	65.7	63.7	63.0	62.0	60.8	59.5	57.7
b) Kelengkapan pengangkutan <i>Transport equipment</i>	26.0	25.7	25.9	25.9	26.3	28.0	29.3	30.9
c) Jentera dan kelengkapan <i>Machinery and equipment</i>	7.4	8.1	9.8	10.3	10.9	10.3	10.4	10.7
d) Aset lain <i>Other assets</i>	0.4	0.5	0.6	0.7	0.8	0.8	0.8	0.8
Jumlah <i>Total</i>	100.0	100.0	100.0	100.0	100.0	100.0	100.0	100.0
5.1.2 Kewangan, insurans, hartanah dan perkhidmatan perniagaan <i>Finance, insurance, real estate and business services</i>								
a) Struktur <i>Structures</i>	96.2	96.1	95.8	95.5	95.5	95.5	95.5	95.2
b) Kelengkapan pengangkutan <i>Transport equipment</i>	0.8	0.8	0.8	0.9	0.8	0.9	1.1	1.3
c) Jentera dan kelengkapan <i>Machinery and equipment</i>	2.8	3.0	3.2	3.4	3.4	3.1	2.9	2.8
d) Aset lain <i>Other assets</i>	0.2	0.2	0.2	0.2	0.3	0.4	0.6	0.7
Jumlah <i>Total</i>	100.0	100.0	100.0	100.0	100.0	100.0	100.0	100.0
5.2 Perkhidmatan akhir <i>Final services</i>								
a) Struktur <i>Structures</i>	81.6	80.7	79.0	77.3	75.8	74.4	73.1	71.9
b) Kelengkapan pengangkutan <i>Transport equipment</i>	4.4	4.2	4.1	4.2	4.4	4.8	5.1	5.5
c) Jentera dan kelengkapan <i>Machinery and equipment</i>	12.4	13.3	15.0	16.1	17.2	17.9	18.7	19.2
d) Aset lain <i>Other assets</i>	1.7	1.8	2.0	2.3	2.6	2.9	3.1	3.4
Jumlah <i>Total</i>	100.0	100.0	100.0	100.0	100.0	100.0	100.0	100.0

Jadual 1.2.2D
Table
SMK mengikut Jenis Aktiviti Ekonomi dan Jenis Aset pada Harga Malar 2005 - Pembahagian Peratus mengikut Jenis Aset
GKS by Kind of Economic Activity and Type of Assets at Constant 2005 Price - Percentage Share by Type of Assets

Jenis Aktiviti Ekonomi <i>Kind of Economic Activity</i>	2005	2006	2007	2008	2009	2010	2011 ^e	2012 ^p
5.2.1 Utiliti <i>Utilities</i>								
a) Struktur <i>Structures</i>	88.0	86.8	84.7	83.5	82.4	81.3	80.2	79.2
b) Kelengkapan pengangkutan <i>Transport equipment</i>	0.9	1.1	0.9	0.8	0.7	0.6	0.5	0.4
c) jentera dan kelengkapan <i>Machinery and equipment</i>	10.5	11.6	13.8	15.0	16.1	17.3	18.6	19.6
d) Aset lain <i>Other assets</i>	0.5	0.5	0.7	0.7	0.8	0.7	0.7	0.8
Jumlah <i>Total</i>	100.0	100.0	100.0	100.0	100.0	100.0	100.0	100.0
5.2.2 Perdagangan borong dan runcit, penginapan dan restoran <i>Wholesale and retail trade, accommodation and restaurants</i>								
a) Struktur <i>Structures</i>	72.7	73.2	72.8	71.6	70.8	70.0	69.4	68.8
b) Kelengkapan pengangkutan <i>Transport equipment</i>	12.1	11.4	11.4	12.0	12.8	14.0	15.0	15.9
c) Jentera dan kelengkapan <i>Machinery and equipment</i>	14.8	14.9	15.3	15.7	15.9	15.4	15.1	14.7
d) Aset lain <i>Other assets</i>	0.4	0.5	0.6	0.6	0.5	0.6	0.6	0.6
Jumlah <i>Total</i>	100.0	100.0	100.0	100.0	100.0	100.0	100.0	100.0
5.2.3 Perkhidmatan-perkhidmatan lain <i>Other services</i>								
a) Struktur <i>Structures</i>	52.7	52.2	51.4	47.2	44.5	42.5	41.0	40.0
b) Kelengkapan pengangkutan <i>Transport equipment</i>	9.7	8.5	7.0	5.9	4.4	4.1	3.9	4.0
c) Jentera dan kelengkapan <i>Machinery and equipment</i>	21.0	22.6	24.4	26.4	28.9	29.5	30.0	29.7
d) Aset lain <i>Other assets</i>	16.6	16.8	17.2	20.6	22.2	23.9	25.2	26.3
Jumlah <i>Total</i>	100.0	100.0	100.0	100.0	100.0	100.0	100.0	100.0
5.3 Perkhidmatan kerajaan <i>Government services</i>								
a) Struktur <i>Structures</i>	82.4	82.4	82.3	82.4	82.9	83.6	84.1	84.8
b) Kelengkapan pengangkutan <i>Transport equipment</i>	1.9	1.6	1.4	1.4	1.2	1.2	1.2	1.4
c) Jentera dan kelengkapan <i>Machinery and equipment</i>	15.0	15.1	15.2	15.0	14.5	13.9	13.4	12.5
d) Aset lain <i>Other assets</i>	0.7	0.8	1.0	1.2	1.3	1.3	1.3	1.3
Jumlah <i>Total</i>	100.0	100.0	100.0	100.0	100.0	100.0	100.0	100.0
6. Jumlah SMK <i>Total GKS</i>								
a) Struktur <i>Structures</i>	65.4	65.1	64.4	63.8	63.5	63.0	62.3	61.3
b) Kelengkapan pengangkutan <i>Transport equipment</i>	6.3	6.0	5.9	5.8	5.7	6.0	6.3	6.7
c) Jentera dan kelengkapan <i>Machinery and equipment</i>	20.0	20.1	20.2	20.3	20.0	19.7	19.7	19.6
d) Aset lain <i>Other assets</i>	8.3	8.8	9.5	10.2	10.8	11.3	11.7	12.4
Jumlah <i>Total</i>	100.0	100.0	100.0	100.0	100.0	100.0	100.0	100.0

Stok Modal Bersih
Net Capital Stock



Jadual 2.1.2A
Table
SMB mengikut Jenis Aktiviti Ekonomi dan Jenis Aset pada Harga Semasa - RM Juta - Nilai Akhir Tahun
NKS by Kind of Economic Activity and Type of Assets at Current Prices - RM Million - End Year Value

Jenis Aktiviti Ekonomi <i>Kind of Economic Activity</i>	2005	2006	2007	2008	2009	2010	2011 ^e	2012 ^p
1. Pertanian <i>Agriculture</i>								
a) Struktur <i>Structures</i>	10,140	10,635	11,307	11,804	12,895	14,327	16,411	15,768
b) Kelengkapan pengangkutan <i>Transport equipment</i>	850	919	1,022	1,123	1,167	1,316	1,488	1,710
c) jentera dan kelengkapan <i>Machinery and equipment</i>	2,738	2,765	2,950	3,167	3,449	3,460	3,567	3,766
d) Aset lain <i>Other assets</i>	9,393	10,267	11,238	14,514	13,864	15,573	18,421	20,218
Jumlah <i>Total</i>	23,120	24,586	26,517	30,609	31,375	34,676	39,888	41,462
2. Perlombongan dan kuari <i>Mining and quarrying</i>								
a) Struktur <i>Structures</i>	5,951	6,015	6,132	6,114	6,399	6,768	7,328	6,445
b) Kelengkapan pengangkutan <i>Transport equipment</i>	162	115	75	48	29	206	175	149
c) jentera dan kelengkapan <i>Machinery and equipment</i>	6,275	5,654	6,674	9,749	14,014	19,987	25,268	34,198
d) Aset lain <i>Other assets</i>	83,627	104,322	138,249	160,743	184,515	192,431	236,740	267,291
Jumlah <i>Total</i>	96,015	116,106	151,132	176,655	204,956	219,393	269,511	308,083
3. Pembuatan <i>Manufacturing</i>								
a) Struktur <i>Structures</i>	64,399	68,929	74,196	79,879	86,491	96,539	111,964	115,290
b) Kelengkapan pengangkutan <i>Transport equipment</i>	4,411	3,624	3,105	2,897	2,566	2,417	2,681	2,869
c) jentera dan kelengkapan <i>Machinery and equipment</i>	91,711	94,805	91,207	91,278	84,991	85,210	87,720	92,858
d) Aset lain <i>Other assets</i>	6,655	8,179	9,674	11,274	12,424	14,813	17,389	19,312
Jumlah <i>Total</i>	167,176	175,538	178,183	185,328	186,472	198,979	219,754	230,329
3.1 Makanan, minuman dan tembakau <i>Food, beverages and tobacco</i>								
a) Struktur <i>Structures</i>	6,187	6,617	7,104	7,876	8,592	9,533	11,200	11,545
b) Kelengkapan pengangkutan <i>Transport equipment</i>	642	542	464	484	450	435	495	522
c) jentera dan kelengkapan <i>Machinery and equipment</i>	5,641	5,951	6,246	6,867	7,676	8,164	9,008	10,423
d) Aset lain <i>Other assets</i>	185	219	265	336	391	448	512	557
Jumlah <i>Total</i>	12,656	13,329	14,079	15,563	17,109	18,580	21,214	23,047
3.2 Produk tekstil, kulit, kayu, kertas, cetakan dan terbitan <i>Textiles, leather, wood, paper products, printing and publishing</i>								
a) Struktur <i>Structures</i>	12,199	12,532	13,095	13,372	14,302	15,110	16,361	15,661
b) Kelengkapan pengangkutan <i>Transport equipment</i>	1,067	841	665	567	465	438	563	591
c) jentera dan kelengkapan <i>Machinery and equipment</i>	9,173	8,896	8,536	8,642	7,869	7,462	7,435	8,249
d) Aset lain <i>Other assets</i>	92	123	136	156	170	210	251	283
Jumlah <i>Total</i>	22,532	22,392	22,431	22,736	22,807	23,220	24,611	24,785

Jadual 2.1.2A
Table
SMB mengikut Jenis Aktiviti Ekonomi dan Jenis Aset pada Harga Semasa - RM Juta - Nilai Akhir Tahun
NKS by Kind of Economic Activity and Type of Assets at Current Prices - RM Million - End Year Value

Jenis Aktiviti Ekonomi <i>Kind of Economic Activity</i>	2005	2006	2007	2008	2009	2010	2011 ^e	2012 ^p
3.3 Produk petroleum, kimia, getah dan plastik <i>Petroleum, chemicals, rubber and plastic products</i>								
a) Struktur <i>Structures</i>	10,546	11,846	13,817	15,972	17,910	20,589	24,991	28,312
b) Kelengkapan pengangkutan <i>Transport equipment</i>	771	635	530	481	433	418	449	551
c) Jentera dan kelengkapan <i>Machinery and equipment</i>	23,579	23,908	24,060	25,024	22,603	23,263	23,527	26,573
d) Aset lain <i>Other assets</i>	1,151	1,229	1,243	1,273	1,268	1,659	2,060	2,379
Jumlah <i>Total</i>	36,047	37,617	39,650	42,750	42,214	45,929	51,027	57,815
3.4 Produk mineral bukan logam, logam asas dan produk logam yang direka <i>Non-metallic mineral products, basic metal and fabricated metal products</i>								
a) Struktur <i>Structures</i>	7,528	8,042	8,379	9,528	10,499	11,908	13,841	13,994
b) Kelengkapan pengangkutan <i>Transport equipment</i>	726	600	631	643	614	586	585	594
c) Jentera dan kelengkapan <i>Machinery and equipment</i>	9,094	8,714	8,237	8,958	8,852	10,076	11,206	11,375
d) Aset lain <i>Other assets</i>	142	190	206	253	288	448	607	740
Jumlah <i>Total</i>	17,491	17,546	17,454	19,382	20,253	23,018	26,239	26,702
3.5 Elektrik dan elektronik <i>Electrical and electronic</i>								
a) Struktur <i>Structures</i>	21,779	23,265	24,685	25,754	26,934	30,521	35,664	35,938
b) Kelengkapan pengangkutan <i>Transport equipment</i>	564	507	436	389	305	293	360	376
c) Jentera dan kelengkapan <i>Machinery and equipment</i>	37,687	40,450	37,430	35,174	31,143	29,474	29,583	28,555
d) Aset lain <i>Other assets</i>	4,446	5,565	7,012	8,309	9,262	10,690	12,277	13,412
Jumlah <i>Total</i>	64,475	69,787	69,563	69,626	67,645	70,977	77,883	78,282
3.6 Kelengkapan pengangkutan dan pembuatan lain <i>Transport equipment and other manufactures</i>								
a) Struktur <i>Structures</i>	6,160	6,627	7,117	7,377	8,253	8,878	9,906	9,841
b) Kelengkapan pengangkutan <i>Transport equipment</i>	641	500	380	333	299	248	229	234
c) Jentera dan kelengkapan <i>Machinery and equipment</i>	6,537	6,886	6,698	6,614	6,849	6,771	6,961	7,683
d) Aset lain <i>Other assets</i>	638	854	812	947	1,044	1,358	1,682	1,940
Jumlah <i>Total</i>	13,976	14,867	15,006	15,271	16,445	17,255	18,779	19,699
4. Pembinaan <i>Construction</i>								
a) Struktur <i>Structures</i>	6,010	6,351	6,950	7,439	7,654	8,365	9,448	9,669
b) Kelengkapan pengangkutan <i>Transport equipment</i>	1,190	1,310	1,726	1,623	1,719	1,997	2,259	2,566
c) Jentera dan kelengkapan <i>Machinery and equipment</i>	1,692	2,131	2,680	3,250	3,476	3,940	4,529	5,258
d) Aset lain <i>Other assets</i>	63	83	101	120	134	155	178	194
Jumlah <i>Total</i>	8,956	9,875	11,457	12,432	12,983	14,457	16,414	17,688

Jadual 2.1.2A
Table
SMB mengikut Jenis Aktiviti Ekonomi dan Jenis Aset pada Harga Semasa - RM Juta - Nilai Akhir Tahun
NKS by Kind of Economic Activity and Type of Assets at Current Prices - RM Million - End Year Value

Jenis Aktiviti Ekonomi <i>Kind of Economic Activity</i>	2005	2006	2007	2008	2009	2010	2011 ^e	2012 ^p
5. Perkhidmatan <i>Services</i>								
a) Struktur <i>Structures</i>	689,763	735,337	793,746	842,803	937,540	1,044,989	1,177,135	1,140,176
b) Kelengkapan pengangkutan <i>Transport equipment</i>	29,631	35,319	42,450	46,978	50,707	58,550	64,323	73,151
c) jentera dan kelengkapan <i>Machinery and equipment</i>	53,449	61,869	73,551	78,708	82,970	82,221	83,874	84,762
d) Aset lain <i>Other assets</i>	4,838	5,928	7,206	9,281	10,619	11,514	12,722	14,040
Jumlah <i>Total</i>	777,680	838,454	916,954	977,770	1,081,835	1,197,274	1,338,054	1,312,128
5.1 Perkhidmatan perantaraan <i>Intermediate services</i>								
a) Struktur <i>Structures</i>	325,843	341,288	361,374	375,542	410,650	450,182	502,201	488,534
b) Kelengkapan pengangkutan <i>Transport equipment</i>	23,760	28,814	35,655	39,195	42,616	49,406	53,937	60,267
c) Jentera dan kelengkapan <i>Machinery and equipment</i>	12,895	15,381	19,796	20,596	22,630	22,358	24,242	26,786
d) Aset lain <i>Other assets</i>	889	1,266	1,524	1,798	1,998	2,276	2,590	2,809
Jumlah <i>Total</i>	363,387	386,750	418,349	437,131	477,895	524,222	582,969	578,396
5.1.1 Pengangkutan, penyimpanan dan komunikasi <i>Transport, storage and communication</i>								
a) Struktur <i>Structures</i>	148,858	152,505	157,489	159,205	172,658	188,486	207,140	183,815
b) Kelengkapan pengangkutan <i>Transport equipment</i>	22,586	27,629	34,537	37,804	41,364	47,858	52,007	57,649
c) Jentera dan kelengkapan <i>Machinery and equipment</i>	9,648	11,363	15,198	15,139	16,961	17,183	19,115	21,294
d) Aset lain <i>Other assets</i>	667	977	1,171	1,379	1,530	1,360	1,238	1,082
Jumlah <i>Total</i>	181,759	192,473	208,395	213,527	232,513	254,887	279,499	263,840
5.1.2 Kewangan, insurans, hartanah dan perkhidmatan perniagaan <i>Finance, insurance, real estate and business services</i>								
a) Struktur <i>Structures</i>	176,985	188,784	203,886	216,337	237,992	261,696	295,061	304,719
b) Kelengkapan pengangkutan <i>Transport equipment</i>	1,175	1,185	1,118	1,390	1,253	1,548	1,930	2,618
c) Jentera dan kelengkapan <i>Machinery and equipment</i>	3,247	4,018	4,599	5,457	5,669	5,175	5,127	5,493
d) Aset lain <i>Other assets</i>	222	290	353	419	468	916	1,352	1,727
Jumlah <i>Total</i>	181,628	194,277	209,954	223,604	245,382	269,335	303,470	314,556
5.2 Perkhidmatan akhir <i>Final services</i>								
a) Struktur <i>Structures</i>	113,730	119,077	128,111	134,644	148,674	164,585	186,423	179,594
b) Kelengkapan pengangkutan <i>Transport equipment</i>	3,283	4,094	4,422	5,118	5,577	6,607	7,553	8,776
c) Jentera dan kelengkapan <i>Machinery and equipment</i>	11,432	15,292	20,559	24,081	26,864	27,631	28,596	29,619
d) Aset lain <i>Other assets</i>	2,062	2,185	2,407	3,336	4,074	4,885	5,796	6,699
Jumlah <i>Total</i>	130,506	140,648	155,498	167,179	185,188	203,708	228,368	224,688

Jadual 2.1.2A
Table
SMB mengikut Jenis Aktiviti Ekonomi dan Jenis Aset pada Harga Semasa - RM Juta - Nilai Akhir Tahun
NKS by Kind of Economic Activity and Type of Assets at Current Prices - RM Million - End Year Value

Jenis Aktiviti Ekonomi <i>Kind of Economic Activity</i>	2005	2006	2007	2008	2009	2010	2011 ^e	2012 ^p
5.2.1 Utiliti <i>Utilities</i>								
a) Struktur <i>Structures</i>	84,000	86,196	90,590	93,116	100,443	108,172	118,935	106,961
b) Kelengkapan pengangkutan <i>Transport equipment</i>	711	847	498	385	294	256	231	236
c) Jentera dan kelengkapan <i>Machinery and equipment</i>	6,999	9,624	13,469	15,347	16,353	16,830	17,508	17,942
d) Aset lain <i>Other assets</i>	265	376	482	592	676	657	657	636
Jumlah <i>Total</i>	91,975	97,043	105,038	109,440	117,767	125,916	137,331	125,775
5.2.2 Perdagangan borong dan runcit, penginapan dan restoran <i>Wholesale and retail trade, accommodation and restaurants</i>								
a) Struktur <i>Structures</i>	24,175	26,956	30,799	34,789	40,395	47,125	56,390	60,786
b) Kelengkapan pengangkutan <i>Transport equipment</i>	1,906	2,710	3,512	4,364	4,962	5,885	6,729	7,780
c) Jentera dan kelengkapan <i>Machinery and equipment</i>	2,766	3,687	4,591	5,654	6,561	6,520	6,520	6,706
d) Aset lain <i>Other assets</i>	40	53	64	76	85	98	113	123
Jumlah <i>Total</i>	28,887	33,405	38,966	44,883	52,003	59,629	69,751	75,395
5.2.3 Perkhidmatan-perkhidmatan lain <i>Other services</i>								
a) Struktur <i>Structures</i>	5,555	5,926	6,722	6,740	7,836	9,288	11,098	11,846
b) Kelengkapan pengangkutan <i>Transport equipment</i>	665	537	412	369	320	465	593	759
c) Jentera dan kelengkapan <i>Machinery and equipment</i>	1,667	1,980	2,499	3,080	3,950	4,281	4,568	4,971
d) Aset lain <i>Other assets</i>	1,756	1,756	1,861	2,667	3,312	4,130	5,027	5,941
Jumlah <i>Total</i>	9,643	10,199	11,494	12,856	15,419	18,163	21,286	23,518
5.3 Perkhidmatan kerajaan <i>Government services</i>								
a) Struktur <i>Structures</i>	250,190	274,971	304,261	332,616	378,216	430,222	488,512	472,048
b) Kelengkapan pengangkutan <i>Transport equipment</i>	2,587	2,411	2,373	2,666	2,513	2,538	2,832	4,108
c) Jentera dan kelengkapan <i>Machinery and equipment</i>	29,123	31,196	33,196	34,031	33,476	32,232	31,036	28,357
d) Aset lain <i>Other assets</i>	1,887	2,477	3,275	4,148	4,547	4,352	4,336	4,531
Jumlah <i>Total</i>	283,787	311,056	343,106	373,461	418,752	469,344	526,717	509,044
6. Jumlah SMB <i>Total NKS</i>								
a) Struktur <i>Structures</i>	776,263	827,268	892,332	948,040	1,050,978	1,170,989	1,322,287	1,287,348
b) Kelengkapan pengangkutan <i>Transport equipment</i>	36,244	41,286	48,379	52,670	56,187	64,486	70,927	80,444
c) Jentera dan kelengkapan <i>Machinery and equipment</i>	155,865	167,225	177,062	186,152	188,900	194,817	204,958	220,842
d) Aset lain <i>Other assets</i>	104,576	128,779	166,468	195,932	221,556	234,486	285,449	321,055
Jumlah <i>Total</i>	1,072,947	1,164,558	1,284,242	1,382,794	1,517,621	1,664,778	1,883,621	1,909,690

Jadual 2.1.2B
Table

SMB mengikut Jenis Aktiviti Ekonomi dan Jenis Aset pada Harga Semasa - Perubahan Peratusan Tahunan
NKS by Kind of Economic Activity and Type of Assets at Current Prices - Annual Percentage Change

Jenis Aktiviti Ekonomi Kind of Economic Activity	2005	2006	2007	2008	2009	2010	2011 ^e	2012 ^p
1. Pertanian <i>Agriculture</i>								
a) Struktur <i>Structures</i>	5.9	4.9	6.3	4.4	9.2	11.1	14.5	-3.9
b) Kelengkapan pengangkutan <i>Transport equipment</i>	-6.4	8.1	11.3	9.9	3.8	12.8	13.1	14.9
c) jentera dan kelengkapan <i>Machinery and equipment</i>	2.7	1.0	6.7	7.4	8.9	0.3	3.1	5.6
d) Aset lain <i>Other assets</i>	-7.0	9.3	9.5	29.1	-4.5	12.3	18.3	9.8
Jumlah <i>Total</i>	-0.6	6.3	7.9	15.4	2.5	10.5	15.0	3.9
2. Perlombongan dan kuari <i>Mining and quarrying</i>								
a) Struktur <i>Structures</i>	0.0	1.1	1.9	-0.3	4.6	5.8	8.3	-12.1
b) Kelengkapan pengangkutan <i>Transport equipment</i>	-24.2	-29.4	-34.3	-36.3	-39.2	607.7	-15.1	-14.7
c) jentera dan kelengkapan <i>Machinery and equipment</i>	9.4	-9.9	18.0	46.1	43.7	42.6	26.4	35.3
d) Aset lain <i>Other assets</i>	34.7	24.7	32.5	16.3	14.8	4.3	23.0	12.9
Jumlah <i>Total</i>	29.7	20.9	30.2	16.9	16.0	7.0	22.8	14.3
3. Pembuatan <i>Manufacturing</i>								
a) Struktur <i>Structures</i>	7.6	7.0	7.6	7.7	8.3	11.6	16.0	3.0
b) Kelengkapan pengangkutan <i>Transport equipment</i>	-15.4	-17.8	-14.3	-6.7	-11.4	-5.8	10.9	7.0
c) jentera dan kelengkapan <i>Machinery and equipment</i>	3.5	3.4	-3.8	0.1	-6.9	0.3	2.9	5.9
d) Aset lain <i>Other assets</i>	31.6	22.9	18.3	16.5	10.2	19.2	17.4	11.1
Jumlah <i>Total</i>	5.3	5.0	1.5	4.0	0.6	6.7	10.4	4.8
3.1 Makanan, minuman dan tembakau <i>Food, beverages and tobacco</i>								
a) Struktur <i>Structures</i>	9.9	6.9	7.4	10.9	9.1	10.9	17.5	3.1
b) Kelengkapan pengangkutan <i>Transport equipment</i>	-8.9	-15.6	-14.4	4.4	-7.0	-3.3	13.8	5.5
c) jentera dan kelengkapan <i>Machinery and equipment</i>	14.1	5.5	5.0	9.9	11.8	6.4	10.3	15.7
d) Aset lain <i>Other assets</i>	5.9	18.2	21.1	26.6	16.3	14.5	14.2	8.8
Jumlah <i>Total</i>	10.5	5.3	5.6	10.5	9.9	8.6	14.2	8.6
3.2 Produk tekstil, kulit, kayu, kertas, cetakan dan terbitan <i>Textiles, leather, wood, paper products, printing and publishing</i>								
a) Struktur <i>Structures</i>	3.6	2.7	4.5	2.1	7.0	5.6	8.3	-4.3
b) Kelengkapan pengangkutan <i>Transport equipment</i>	-18.6	-21.2	-20.9	-14.7	-18.0	-5.8	28.6	5.0
c) jentera dan kelengkapan <i>Machinery and equipment</i>	1.8	-3.0	-4.1	1.2	-8.9	-5.2	-0.4	10.9
d) Aset lain <i>Other assets</i>	35.9	32.8	11.0	14.8	9.0	23.1	19.8	12.7
Jumlah <i>Total</i>	1.6	-0.6	0.2	1.4	0.3	1.8	6.0	0.7

Jadual **2.1.2B**
Table

SMB mengikut Jenis Aktiviti Ekonomi dan Jenis Aset pada Harga Semasa - Perubahan Peratusan Tahunan
NKS by Kind of Economic Activity and Type of Assets at Current Prices - Annual Percentage Change

Jenis Aktiviti Ekonomi <i>Kind of Economic Activity</i>	2005	2006	2007	2008	2009	2010	2011 ^e	2012 ^p
3.3 Produk petroleum, kimia, getah dan plastik <i>Petroleum, chemicals, rubber and plastic products</i>								
a) Struktur <i>Structures</i>	13.1	12.3	16.6	15.6	12.1	15.0	21.4	13.3
b) Kelengkapan pengangkutan <i>Transport equipment</i>	-12.3	-17.7	-16.4	-9.4	-10.0	-3.5	7.5	22.7
c) jentera dan kelengkapan <i>Machinery and equipment</i>	-5.0	1.4	0.6	4.0	-9.7	2.9	1.1	12.9
d) Aset lain <i>Other assets</i>	178.3	6.8	1.1	2.4	-0.4	30.8	24.2	15.5
Jumlah <i>Total</i>	1.7	4.4	5.4	7.8	-1.3	8.8	11.1	13.3
3.4 Produk mineral bukan logam, logam asas dan produk logam yang direka <i>Non-metallic mineral products, basic metal and fabricated metal products</i>								
a) Struktur <i>Structures</i>	7.8	6.8	4.2	13.7	10.2	13.4	16.2	1.1
b) Kelengkapan pengangkutan <i>Transport equipment</i>	-14.0	-17.4	5.1	2.0	-4.5	-4.5	-0.2	1.5
c) Jentera dan kelengkapan <i>Machinery and equipment</i>	10.9	-4.2	-5.5	8.7	-1.2	13.8	11.2	1.5
d) Aset lain <i>Other assets</i>	14.1	33.4	8.4	22.7	14.1	55.4	35.4	21.9
Jumlah <i>Total</i>	8.3	0.3	-0.5	11.0	4.5	13.7	14.0	1.8
3.5 Elektrik dan elektronik <i>Electrical and electronic</i>								
a) Struktur <i>Structures</i>	8.2	6.8	6.1	4.3	4.6	13.3	16.9	0.8
b) Kelengkapan pengangkutan <i>Transport equipment</i>	-16.5	-10.0	-14.0	-10.7	-21.6	-4.2	22.9	4.7
c) Jentera dan kelengkapan <i>Machinery and equipment</i>	6.2	7.3	-7.5	-6.0	-11.5	-5.4	0.4	-3.5
d) Aset lain <i>Other assets</i>	15.5	25.2	26.0	18.5	11.5	15.4	14.8	9.3
Jumlah <i>Total</i>	7.2	8.2	-0.3	0.1	-2.8	4.9	9.7	0.5
3.6 Kelengkapan pengangkutan dan pembuatan lain <i>Transport equipment and other manufactures</i>								
a) Struktur <i>Structures</i>	2.4	7.6	7.4	3.7	11.9	7.6	11.6	-0.7
b) Kelengkapan pengangkutan <i>Transport equipment</i>	-19.9	-22.0	-24.0	-12.2	-10.4	-17.1	-7.4	2.2
c) Jentera dan kelengkapan <i>Machinery and equipment</i>	6.4	5.3	-2.7	-1.2	3.5	-1.1	2.8	10.4
d) Aset lain <i>Other assets</i>	50.0	33.8	-4.9	16.6	10.2	30.1	23.9	15.3
Jumlah <i>Total</i>	4.4	6.4	0.9	1.8	7.7	4.9	8.8	4.9
4. Pembinaan <i>Construction</i>								
a) Struktur <i>Structures</i>	18.2	5.7	9.4	7.0	2.9	9.3	12.9	2.3
b) Kelengkapan pengangkutan <i>Transport equipment</i>	-8.0	10.0	31.8	-6.0	5.9	16.2	13.1	13.6
c) Jentera dan kelengkapan <i>Machinery and equipment</i>	-0.6	26.0	25.7	21.3	7.0	13.3	15.0	16.1
d) Aset lain <i>Other assets</i>	13.7	30.3	21.8	18.9	11.7	15.7	15.0	9.4
Jumlah <i>Total</i>	10.0	10.3	16.0	8.5	4.4	11.4	13.5	7.8

Jadual **2.1.2B**
Table

SMB mengikut Jenis Aktiviti Ekonomi dan Jenis Aset pada Harga Semasa - Perubahan Peratusan Tahunan
NKS by Kind of Economic Activity and Type of Assets at Current Prices - Annual Percentage Change

Jenis Aktiviti Ekonomi Kind of Economic Activity	2005	2006	2007	2008	2009	2010	2011 ^e	2012 ^p
5. Perkhidmatan Services								
a) Struktur Structures	5.5	6.6	7.9	6.2	11.2	11.5	12.6	-3.1
b) Kelengkapan pengangkutan Transport equipment	4.5	19.2	20.2	10.7	7.9	15.5	9.9	13.7
c) jentera dan kelengkapan Machinery and equipment	31.6	15.8	18.9	7.0	5.4	-0.9	2.0	1.1
d) Aset lain Other assets	14.4	22.5	21.6	28.8	14.4	8.4	10.5	10.4
Jumlah Total	6.9	7.8	9.4	6.6	10.6	10.7	11.8	-1.9
5.1 Perkhidmatan perantara Intermediate services								
a) Struktur Structures	3.9	4.7	5.9	3.9	9.3	9.6	11.6	-2.7
b) Kelengkapan pengangkutan Transport equipment	5.6	21.3	23.7	9.9	8.7	15.9	9.2	11.7
c) jentera dan kelengkapan Machinery and equipment	66.1	19.3	28.7	4.0	9.9	-1.2	8.4	10.5
d) Aset lain Other assets	7.8	42.4	20.4	18.0	11.1	13.9	13.8	8.5
Jumlah Total	5.4	6.4	8.2	4.5	9.3	9.7	11.2	-0.8
5.1.1 Pengangkutan, penyimpanan dan komunikasi Transport, storage and communication								
a) Struktur Structures	1.3	2.4	3.3	1.1	8.5	9.2	9.9	-11.3
b) Kelengkapan pengangkutan Transport equipment	3.9	22.3	25.0	9.5	9.4	15.7	8.7	10.8
c) jentera dan kelengkapan Machinery and equipment	83.3	17.8	33.8	-0.4	12.0	1.3	11.2	11.4
d) Aset lain Other assets	6.0	46.5	19.9	17.7	11.0	-11.1	-9.0	-12.6
Jumlah Total	4.2	5.9	8.3	2.5	8.9	9.6	9.7	-5.6
5.1.2 Kewangan, insurans, hartanah dan perkhidmatan perniagaan Finance, insurance, real estate and business services								
a) Struktur Structures	6.1	6.7	8.0	6.1	10.0	10.0	12.7	3.3
b) Kelengkapan pengangkutan Transport equipment	51.1	0.9	-5.7	24.4	-9.9	23.6	24.7	35.6
c) jentera dan kelengkapan Machinery and equipment	29.9	23.8	14.4	18.7	3.9	-8.7	-0.9	7.1
d) Aset lain Other assets	13.7	30.3	21.8	18.9	11.7	95.5	47.6	27.7
Jumlah Total	6.6	7.0	8.1	6.5	9.7	9.8	12.7	3.7
5.2 Perkhidmatan akhir Final services								
a) Struktur Structures	5.7	4.7	7.6	5.1	10.4	10.7	13.3	-3.7
b) Kelengkapan pengangkutan Transport equipment	17.5	24.7	8.0	15.7	9.0	18.5	14.3	16.2
c) jentera dan kelengkapan Machinery and equipment	117.5	33.8	34.4	17.1	11.6	2.9	3.5	3.6
d) Aset lain Other assets	3.0	6.0	10.2	38.6	22.1	19.9	18.6	15.6
Jumlah Total	10.9	7.8	10.6	7.5	10.8	10.0	12.1	-1.6

Jadual 2.1.2B
Table

SMB mengikut Jenis Aktiviti Ekonomi dan Jenis Aset pada Harga Semasa - Perubahan Peratusan Tahunan
NKS by Kind of Economic Activity and Type of Assets at Current Prices - Annual Percentage Change

Jenis Aktiviti Ekonomi Kind of Economic Activity	2005	2006	2007	2008	2009	2010	2011 ^e	2012 ^p
5.2.1 Utiliti <i>Utilities</i>								
a) Struktur <i>Structures</i>	4.2	2.6	5.1	2.8	7.9	7.7	10.0	-10.1
b) Kelengkapan pengangkutan <i>Transport equipment</i>	-15.8	19.1	-41.2	-22.7	-23.6	-12.8	-9.9	2.3
c) jentera dan kelengkapan <i>Machinery and equipment</i>	134.1	37.5	39.9	13.9	6.6	2.9	4.0	2.5
d) Aset lain <i>Other assets</i>	-9.4	41.6	28.1	22.9	14.2	-2.8	-0.1	-3.2
Jumlah <i>Total</i>	8.5	5.5	8.2	4.2	7.6	6.9	9.1	-8.4
5.2.2 Perdagangan borong dan runcit, penginapan dan restoran <i>Wholesale and retail trade, accommodation and restaurants</i>								
a) Struktur <i>Structures</i>	10.7	11.5	14.3	13.0	16.1	16.7	19.7	7.8
b) Kelengkapan pengangkutan <i>Transport equipment</i>	59.1	42.1	29.6	24.3	13.7	18.6	14.3	15.6
c) Jentera dan kelengkapan <i>Machinery and equipment</i>	93.6	33.3	24.5	23.1	16.0	-0.6	0.0	2.8
d) Aset lain <i>Other assets</i>	13.7	30.3	21.8	18.9	11.7	15.2	14.7	9.1
Jumlah <i>Total</i>	17.9	15.6	16.6	15.2	15.9	14.7	17.0	8.1
5.2.3 Perkhidmatan-perkhidmatan lain <i>Other services</i>								
a) Struktur <i>Structures</i>	7.9	6.7	13.4	0.3	16.3	18.5	19.5	6.7
b) Kelengkapan pengangkutan <i>Transport equipment</i>	-11.5	-19.3	-23.2	-10.5	-13.1	45.1	27.6	28.0
c) Jentera dan kelengkapan <i>Machinery and equipment</i>	99.2	18.8	26.2	23.3	28.2	8.4	6.7	8.8
d) Aset lain <i>Other assets</i>	4.9	0.0	6.0	43.3	24.2	24.7	21.7	18.2
Jumlah <i>Total</i>	14.6	5.8	12.7	11.8	19.9	17.8	17.2	10.5
5.3 Perkhidmatan kerajaan <i>Government services</i>								
a) Struktur <i>Structures</i>	7.6	9.9	10.7	9.3	13.7	13.8	13.5	-3.4
b) Kelengkapan pengangkutan <i>Transport equipment</i>	-15.5	-6.8	-1.6	12.3	-5.7	1.0	11.6	45.0
c) Jentera dan kelengkapan <i>Machinery and equipment</i>	5.5	7.1	6.4	2.5	-1.6	-3.7	-3.7	-8.6
d) Aset lain <i>Other assets</i>	34.6	31.3	32.2	26.6	9.6	-4.3	-0.4	4.5
Jumlah <i>Total</i>	7.2	9.6	10.3	8.8	12.1	12.1	12.2	-3.4
6. Jumlah SMB <i>Total NKS</i>								
a) Struktur <i>Structures</i>	5.7	6.6	7.9	6.2	10.9	11.4	12.9	-2.6
b) Kelengkapan pengangkutan <i>Transport equipment</i>	0.7	13.9	17.2	8.9	6.7	14.8	10.0	13.4
c) Jentera dan kelengkapan <i>Machinery and equipment</i>	11.9	7.3	5.9	5.1	1.5	3.1	5.2	7.7
d) Aset lain <i>Other assets</i>	28.2	23.1	29.3	17.7	13.1	5.8	21.7	12.5
Jumlah <i>Total</i>	8.2	8.5	10.3	7.7	9.8	9.7	13.1	1.4

Jadual **2.1.2C**
Table

SMB mengikut Jenis Aktiviti Ekonomi dan Jenis Aset pada Harga Semasa - Pembahagian Peratus SMB
NKS by Kind of Economic Activity and Type of Assets at Current Prices - Percentage Share of NKS

Jenis Aktiviti Ekonomi <i>Kind of Economic Activity</i>	2005	2006	2007	2008	2009	2010	2011 ^e	2012 ^P
1. Pertanian <i>Agriculture</i>								
a) Struktur <i>Structures</i>	0.9	0.9	0.9	0.9	0.8	0.9	0.9	0.8
b) Kelengkapan pengangkutan <i>Transport equipment</i>	0.1	0.1	0.1	0.1	0.1	0.1	0.1	0.1
c) jentera dan kelengkapan <i>Machinery and equipment</i>	0.3	0.2	0.2	0.2	0.2	0.2	0.2	0.2
d) Aset lain <i>Other assets</i>	0.9	0.9	0.9	1.0	0.9	0.9	1.0	1.1
Jumlah <i>Total</i>	2.2	2.1	2.1	2.2	2.1	2.1	2.1	2.2
2. Perlombongan dan kuari <i>Mining and quarrying</i>								
a) Struktur <i>Structures</i>	0.6	0.5	0.5	0.4	0.4	0.4	0.4	0.3
b) Kelengkapan pengangkutan <i>Transport equipment</i>	0.0	0.0	0.0	0.0	0.0	0.0	0.0	0.0
c) jentera dan kelengkapan <i>Machinery and equipment</i>	0.6	0.5	0.5	0.7	0.9	1.2	1.3	1.8
d) Aset lain <i>Other assets</i>	7.8	9.0	10.8	11.6	12.2	11.6	12.6	14.0
Jumlah <i>Total</i>	8.9	10.0	11.8	12.8	13.5	13.2	14.3	16.1
3. Pembuatan <i>Manufacturing</i>								
a) Struktur <i>Structures</i>	6.0	5.9	5.8	5.8	5.7	5.8	5.9	6.0
b) Kelengkapan pengangkutan <i>Transport equipment</i>	0.4	0.3	0.2	0.2	0.2	0.1	0.1	0.2
c) jentera dan kelengkapan <i>Machinery and equipment</i>	8.5	8.1	7.1	6.6	5.6	5.1	4.7	4.9
d) Aset lain <i>Other assets</i>	0.6	0.7	0.8	0.8	0.8	0.9	0.9	1.0
Jumlah <i>Total</i>	15.6	15.1	13.9	13.4	12.3	12.0	11.7	12.1
3.1 Makanan, minuman dan tembakau <i>Food, beverages and tobacco</i>								
a) Struktur <i>Structures</i>	0.6	0.6	0.6	0.6	0.6	0.6	0.6	0.6
b) Kelengkapan pengangkutan <i>Transport equipment</i>	0.1	0.0	0.0	0.0	0.0	0.0	0.0	0.0
c) jentera dan kelengkapan <i>Machinery and equipment</i>	0.5	0.5	0.5	0.5	0.5	0.5	0.5	0.5
d) Aset lain <i>Other assets</i>	0.0	0.0	0.0	0.0	0.0	0.0	0.0	0.0
Jumlah <i>Total</i>	1.2	1.1	1.1	1.1	1.1	1.1	1.1	1.2
3.2 Produk tekstil, kulit, kayu, kertas, cetakan dan terbitan <i>Textiles, leather, wood, paper products, printing and publishing</i>								
a) Struktur <i>Structures</i>	1.1	1.1	1.0	1.0	0.9	0.9	0.9	0.8
b) Kelengkapan pengangkutan <i>Transport equipment</i>	0.1	0.1	0.1	0.0	0.0	0.0	0.0	0.0
c) jentera dan kelengkapan <i>Machinery and equipment</i>	0.9	0.8	0.7	0.6	0.5	0.4	0.4	0.4
d) Aset lain <i>Other assets</i>	0.0	0.0	0.0	0.0	0.0	0.0	0.0	0.0
Jumlah <i>Total</i>	2.1	1.9	1.7	1.6	1.5	1.4	1.3	1.3

Jadual **2.1.2C**
Table

SMB mengikut Jenis Aktiviti Ekonomi dan Jenis Aset pada Harga Semasa - Pembahagian Peratus SMB
NKS by Kind of Economic Activity and Type of Assets at Current Prices - Percentage Share of NKS

Jenis Aktiviti Ekonomi <i>Kind of Economic Activity</i>	2005	2006	2007	2008	2009	2010	2011 ^e	2012 ^P
3.3 Produk petroleum, kimia, getah dan plastik <i>Petroleum, chemicals, rubber and plastic products</i>								
a) Struktur <i>Structures</i>	1.0	1.0	1.1	1.2	1.2	1.2	1.3	1.5
b) Kelengkapan pengangkutan <i>Transport equipment</i>	0.1	0.1	0.0	0.0	0.0	0.0	0.0	0.0
c) jentera dan kelengkapan <i>Machinery and equipment</i>	2.2	2.1	1.9	1.8	1.5	1.4	1.2	1.4
d) Aset lain <i>Other assets</i>	0.1	0.1	0.1	0.1	0.1	0.1	0.1	0.1
Jumlah <i>Total</i>	3.4	3.2	3.1	3.1	2.8	2.8	2.7	3.0
3.4 Produk mineral bukan logam, logam asas dan produk logam yang direka <i>Non-metallic mineral products, basic metal and fabricated metal products</i>								
a) Struktur <i>Structures</i>	0.7	0.7	0.7	0.7	0.7	0.7	0.7	0.7
b) Kelengkapan pengangkutan <i>Transport equipment</i>	0.1	0.1	0.0	0.0	0.0	0.0	0.0	0.0
c) jentera dan kelengkapan <i>Machinery and equipment</i>	0.8	0.7	0.6	0.6	0.6	0.6	0.6	0.6
d) Aset lain <i>Other assets</i>	0.0	0.0	0.0	0.0	0.0	0.0	0.0	0.0
Jumlah <i>Total</i>	1.6	1.5	1.4	1.4	1.3	1.4	1.4	1.4
3.5 Elektrik dan elektronik <i>Electrical and electronic</i>								
a) Struktur <i>Structures</i>	2.0	2.0	1.9	1.9	1.8	1.8	1.9	1.9
b) Kelengkapan pengangkutan <i>Transport equipment</i>	0.1	0.0	0.0	0.0	0.0	0.0	0.0	0.0
c) jentera dan kelengkapan <i>Machinery and equipment</i>	3.5	3.5	2.9	2.5	2.1	1.8	1.6	1.5
d) Aset lain <i>Other assets</i>	0.4	0.5	0.5	0.6	0.6	0.6	0.7	0.7
Jumlah <i>Total</i>	6.0	6.0	5.4	5.0	4.5	4.3	4.1	4.1
3.6 Kelengkapan pengangkutan dan pembuatan lain <i>Transport equipment and other manufactures</i>								
a) Struktur <i>Structures</i>	0.6	0.6	0.6	0.5	0.5	0.5	0.5	0.5
b) Kelengkapan pengangkutan <i>Transport equipment</i>	0.1	0.0	0.0	0.0	0.0	0.0	0.0	0.0
c) jentera dan kelengkapan <i>Machinery and equipment</i>	0.6	0.6	0.5	0.5	0.5	0.4	0.4	0.4
d) Aset lain <i>Other assets</i>	0.1	0.1	0.1	0.1	0.1	0.1	0.1	0.1
Jumlah <i>Total</i>	1.3	1.3	1.2	1.1	1.1	1.0	1.0	1.0
4. Pembinaan <i>Construction</i>								
a) Struktur <i>Structures</i>	0.6	0.5	0.5	0.5	0.5	0.5	0.5	0.5
b) Kelengkapan pengangkutan <i>Transport equipment</i>	0.1	0.1	0.1	0.1	0.1	0.1	0.1	0.1
c) jentera dan kelengkapan <i>Machinery and equipment</i>	0.2	0.2	0.2	0.2	0.2	0.2	0.2	0.3
d) Aset lain <i>Other assets</i>	0.0	0.0	0.0	0.0	0.0	0.0	0.0	0.0
Jumlah <i>Total</i>	0.8	0.8	0.9	0.9	0.9	0.9	0.9	0.9

Jadual **2.1.2C**
Table

SMB mengikut Jenis Aktiviti Ekonomi dan Jenis Aset pada Harga Semasa - Pembahagian Peratus SMB
NKS by Kind of Economic Activity and Type of Assets at Current Prices - Percentage Share of NKS

Jenis Aktiviti Ekonomi Kind of Economic Activity	2005	2006	2007	2008	2009	2010	2011 ^e	2012 ^p
5. Perkhidmatan <i>Services</i>								
a) Struktur <i>Structures</i>	64.3	63.1	61.8	60.9	61.8	62.8	62.5	59.7
b) Kelengkapan pengangkutan <i>Transport equipment</i>	2.8	3.0	3.3	3.4	3.3	3.5	3.4	3.8
c) jentera dan kelengkapan <i>Machinery and equipment</i>	5.0	5.3	5.7	5.7	5.5	4.9	4.5	4.4
d) Aset lain <i>Other assets</i>	0.5	0.5	0.6	0.7	0.7	0.7	0.7	0.7
Jumlah <i>Total</i>	72.5	72.0	71.4	70.7	71.3	71.9	71.0	68.7
5.1 Perkhidmatan perantaraan <i>Intermediate services</i>								
a) Struktur <i>Structures</i>	30.4	29.3	28.1	27.2	27.1	27.0	26.7	25.6
b) Kelengkapan pengangkutan <i>Transport equipment</i>	2.2	2.5	2.8	2.8	2.8	3.0	2.9	3.2
c) jentera dan kelengkapan <i>Machinery and equipment</i>	1.2	1.3	1.5	1.5	1.5	1.3	1.3	1.4
d) Aset lain <i>Other assets</i>	0.1	0.1	0.1	0.1	0.1	0.1	0.1	0.1
Jumlah <i>Total</i>	33.9	33.2	32.6	31.6	31.5	31.5	30.9	30.3
5.1.1 Pengangkutan, penyimpanan dan komunikasi <i>Transport, storage and communication</i>								
a) Struktur <i>Structures</i>	13.9	13.1	12.3	11.5	11.4	11.3	11.0	9.6
b) Kelengkapan pengangkutan <i>Transport equipment</i>	2.1	2.4	2.7	2.7	2.7	2.9	2.8	3.0
c) jentera dan kelengkapan <i>Machinery and equipment</i>	0.9	1.0	1.2	1.1	1.1	1.0	1.0	1.1
d) Aset lain <i>Other assets</i>	0.1	0.1	0.1	0.1	0.1	0.1	0.1	0.1
Jumlah <i>Total</i>	16.9	16.5	16.2	15.4	15.3	15.3	14.8	13.8
5.1.2 Kewangan, insurans, hartanah dan perkhidmatan perniagaan <i>Finance, insurance, real estate and business services</i>								
a) Struktur <i>Structures</i>	16.5	16.2	15.9	15.6	15.7	15.7	15.7	16.0
b) Kelengkapan pengangkutan <i>Transport equipment</i>	0.1	0.1	0.1	0.1	0.1	0.1	0.1	0.1
c) jentera dan kelengkapan <i>Machinery and equipment</i>	0.3	0.3	0.4	0.4	0.4	0.3	0.3	0.3
d) Aset lain <i>Other assets</i>	0.0	0.0	0.0	0.0	0.0	0.1	0.1	0.1
Jumlah <i>Total</i>	16.9	16.7	16.3	16.2	16.2	16.2	16.1	16.5
5.2 Perkhidmatan akhir <i>Final services</i>								
a) Struktur <i>Structures</i>	10.6	10.2	10.0	9.7	9.8	9.9	9.9	9.4
b) Kelengkapan pengangkutan <i>Transport equipment</i>	0.3	0.4	0.3	0.4	0.4	0.4	0.4	0.5
c) jentera dan kelengkapan <i>Machinery and equipment</i>	1.1	1.3	1.6	1.7	1.8	1.7	1.5	1.6
d) Aset lain <i>Other assets</i>	0.2	0.2	0.2	0.2	0.3	0.3	0.3	0.4
Jumlah <i>Total</i>	12.2	12.1	12.1	12.1	12.2	12.2	12.1	11.8

Jadual 2.1.2C
Table
SMB mengikut Jenis Aktiviti Ekonomi dan Jenis Aset pada Harga Semasa - Pembahagian Peratus SMB
NKS by Kind of Economic Activity and Type of Assets at Current Prices - Percentage Share of NKS

Jenis Aktiviti Ekonomi <i>Kind of Economic Activity</i>	2005	2006	2007	2008	2009	2010	2011 ^e	2012 ^p
5.2.1 Utiliti <i>Utilities</i>								
a) Struktur <i>Structures</i>	7.8	7.4	7.1	6.7	6.6	6.5	6.3	5.6
b) Kelengkapan pengangkutan <i>Transport equipment</i>	0.1	0.1	0.0	0.0	0.0	0.0	0.0	0.0
c) jentera dan kelengkapan <i>Machinery and equipment</i>	0.7	0.8	1.0	1.1	1.1	1.0	0.9	0.9
d) Aset lain <i>Other assets</i>	0.0	0.0	0.0	0.0	0.0	0.0	0.0	0.0
Jumlah <i>Total</i>	8.6	8.3	8.2	7.9	7.8	7.6	7.3	6.6
5.2.2 Perdagangan borong dan runcit, penginapan dan restoran <i>Wholesale and retail trade, accommodation and restaurants</i>								
a) Struktur <i>Structures</i>	2.3	2.3	2.4	2.5	2.7	2.8	3.0	3.2
b) Kelengkapan pengangkutan <i>Transport equipment</i>	0.2	0.2	0.3	0.3	0.3	0.4	0.4	0.4
c) jentera dan kelengkapan <i>Machinery and equipment</i>	0.3	0.3	0.4	0.4	0.4	0.4	0.3	0.4
d) Aset lain <i>Other assets</i>	0.0	0.0	0.0	0.0	0.0	0.0	0.0	0.0
Jumlah <i>Total</i>	2.7	2.9	3.0	3.2	3.4	3.6	3.7	3.9
5.2.3 Perkhidmatan-perkhidmatan lain <i>Other services</i>								
a) Struktur <i>Structures</i>	0.5	0.5	0.5	0.5	0.5	0.6	0.6	0.6
b) Kelengkapan pengangkutan <i>Transport equipment</i>	0.1	0.0	0.0	0.0	0.0	0.0	0.0	0.0
c) jentera dan kelengkapan <i>Machinery and equipment</i>	0.2	0.2	0.2	0.2	0.3	0.3	0.2	0.3
d) Aset lain <i>Other assets</i>	0.2	0.2	0.1	0.2	0.2	0.2	0.3	0.3
Jumlah <i>Total</i>	0.9	0.9	0.9	0.9	1.0	1.1	1.1	1.2
5.3 Perkhidmatan kerajaan <i>Government services</i>								
a) Struktur <i>Structures</i>	23.3	23.6	23.7	24.1	24.9	25.8	25.9	24.7
b) Kelengkapan pengangkutan <i>Transport equipment</i>	0.2	0.2	0.2	0.2	0.2	0.2	0.2	0.2
c) jentera dan kelengkapan <i>Machinery and equipment</i>	2.7	2.7	2.6	2.5	2.2	1.9	1.6	1.5
d) Aset lain <i>Other assets</i>	0.2	0.2	0.3	0.3	0.3	0.3	0.2	0.2
Jumlah <i>Total</i>	26.4	26.7	26.7	27.0	27.6	28.2	28.0	26.7
6. Jumlah SMB <i>Total NKS</i>								
a) Struktur <i>Structures</i>	72.3	71.0	69.5	68.6	69.3	70.3	70.2	67.4
b) Kelengkapan pengangkutan <i>Transport equipment</i>	3.4	3.5	3.8	3.8	3.7	3.9	3.8	4.2
c) jentera dan kelengkapan <i>Machinery and equipment</i>	14.5	14.4	13.8	13.5	12.4	11.7	10.9	11.6
d) Aset lain <i>Other assets</i>	9.7	11.1	13.0	14.2	14.6	14.1	15.2	16.8
Jumlah <i>Total</i>	100.0	100.0	100.0	100.0	100.0	100.0	100.0	100.0

Jadual **2.1.2D**
Table

SMB mengikut Jenis Aktiviti Ekonomi dan Jenis Aset pada Harga Semasa - Pembahagian Peratus mengikut Jenis Aset
NKS by Kind of Economic Activity and Type of Assets at Current Prices - Percentage Share by Type of Assets

Jenis Aktiviti Ekonomi Kind of Economic Activity	2005	2006	2007	2008	2009	2010	2011 ^e	2012 ^P
1. Pertanian <i>Agriculture</i>								
a) Struktur <i>Structures</i>	43.9	43.3	42.6	38.6	41.1	41.3	41.1	38.0
b) Kelengkapan pengangkutan <i>Transport equipment</i>	3.7	3.7	3.9	3.7	3.7	3.8	3.7	4.1
c) Jentera dan kelengkapan <i>Machinery and equipment</i>	11.8	11.2	11.1	10.3	11.0	10.0	8.9	9.1
d) Aset lain <i>Other assets</i>	40.6	41.8	42.4	47.4	44.2	44.9	46.2	48.8
Jumlah <i>Total</i>	100.0	100.0	100.0	100.0	100.0	100.0	100.0	100.0
2. Perlombongan dan kuari <i>Mining and quarrying</i>								
a) Struktur <i>Structures</i>	6.2	5.2	4.1	3.5	3.1	3.1	2.7	2.1
b) Kelengkapan pengangkutan <i>Transport equipment</i>	0.2	0.1	0.0	0.0	0.0	0.1	0.1	0.0
c) Jentera dan kelengkapan <i>Machinery and equipment</i>	6.5	4.9	4.4	5.5	6.8	9.1	9.4	11.1
d) Aset lain <i>Other assets</i>	87.1	89.9	91.5	91.0	90.0	87.7	87.8	86.8
Jumlah <i>Total</i>	100.0	100.0	100.0	100.0	100.0	100.0	100.0	100.0
3. Pembuatan <i>Manufacturing</i>								
a) Struktur <i>Structures</i>	38.5	39.3	41.6	43.1	46.4	48.5	50.9	50.1
b) Kelengkapan pengangkutan <i>Transport equipment</i>	2.6	2.1	1.7	1.6	1.4	1.2	1.2	1.2
c) Jentera dan kelengkapan <i>Machinery and equipment</i>	54.9	54.0	51.2	49.3	45.6	42.8	39.9	40.3
d) Aset lain <i>Other assets</i>	4.0	4.7	5.4	6.1	6.7	7.4	7.9	8.4
Jumlah <i>Total</i>	100.0	100.0	100.0	100.0	100.0	100.0	100.0	100.0
3.1 Makanan, minuman dan tembakau <i>Food, beverages and tobacco</i>								
a) Struktur <i>Structures</i>	48.9	49.6	50.5	50.6	50.2	51.3	52.8	50.1
b) Kelengkapan pengangkutan <i>Transport equipment</i>	5.1	4.1	3.3	3.1	2.6	2.3	2.3	2.3
c) Jentera dan kelengkapan <i>Machinery and equipment</i>	44.6	44.6	44.4	44.1	44.9	43.9	42.5	45.2
d) Aset lain <i>Other assets</i>	1.5	1.6	1.9	2.2	2.3	2.4	2.4	2.4
Jumlah <i>Total</i>	100.0	100.0	100.0	100.0	100.0	100.0	100.0	100.0
3.2 Produk tekstil, kulit, kayu, kertas, cetakan dan terbitan <i>Textiles, leather, wood, paper products, printing and publishing</i>								
a) Struktur <i>Structures</i>	54.1	56.0	58.4	58.8	62.7	65.1	66.5	63.2
b) Kelengkapan pengangkutan <i>Transport equipment</i>	4.7	3.8	3.0	2.5	2.0	1.9	2.3	2.4
c) Jentera dan kelengkapan <i>Machinery and equipment</i>	40.7	39.7	38.1	38.0	34.5	32.1	30.2	33.3
d) Aset lain <i>Other assets</i>	0.4	0.5	0.6	0.7	0.7	0.9	1.0	1.1
Jumlah <i>Total</i>	100.0	100.0	100.0	100.0	100.0	100.0	100.0	100.0

Jadual **2.1.2D**
Table

SMB mengikut Jenis Aktiviti Ekonomi dan Jenis Aset pada Harga Semasa - Pembahagian Peratus mengikut Jenis Aset
NKS by Kind of Economic Activity and Type of Assets at Current Prices - Percentage Share by Type of Assets

Jenis Aktiviti Ekonomi <i>Kind of Economic Activity</i>	2005	2006	2007	2008	2009	2010	2011 ^e	2012 ^p
3.3 Produk petroleum, kimia, getah dan plastik <i>Petroleum, chemicals, rubber and plastic products</i>								
a) Struktur <i>Structures</i>	29.3	31.5	34.8	37.4	42.4	44.8	49.0	49.0
b) Kelengkapan pengangkutan <i>Transport equipment</i>	2.1	1.7	1.3	1.1	1.0	0.9	0.9	1.0
c) jentera dan kelengkapan <i>Machinery and equipment</i>	65.4	63.6	60.7	58.5	53.5	50.7	46.1	46.0
d) Aset lain <i>Other assets</i>	3.2	3.3	3.1	3.0	3.0	3.6	4.0	4.1
Jumlah <i>Total</i>	100.0	100.0	100.0	100.0	100.0	100.0	100.0	100.0
3.4 Produk mineral bukan logam, logam asas dan produk logam yang direka <i>Non-metallic mineral products, basic metal and fabricated metal products</i>								
a) Struktur <i>Structures</i>	43.0	45.8	48.0	49.2	51.8	51.7	52.8	52.4
b) Kelengkapan pengangkutan <i>Transport equipment</i>	4.2	3.4	3.6	3.3	3.0	2.5	2.2	2.2
c) jentera dan kelengkapan <i>Machinery and equipment</i>	52.0	49.7	47.2	46.2	43.7	43.8	42.7	42.6
d) Aset lain <i>Other assets</i>	0.8	1.1	1.2	1.3	1.4	1.9	2.3	2.8
Jumlah <i>Total</i>	100.0	100.0	100.0	100.0	100.0	100.0	100.0	100.0
3.5 Elektrik dan elektronik <i>Electrical and electronic</i>								
a) Struktur <i>Structures</i>	33.8	33.3	35.5	37.0	39.8	43.0	45.8	45.9
b) Kelengkapan pengangkutan <i>Transport equipment</i>	0.9	0.7	0.6	0.6	0.5	0.4	0.5	0.5
c) jentera dan kelengkapan <i>Machinery and equipment</i>	58.5	58.0	53.8	50.5	46.0	41.5	38.0	36.5
d) Aset lain <i>Other assets</i>	6.9	8.0	10.1	11.9	13.7	15.1	15.8	17.1
Jumlah <i>Total</i>	100.0	100.0	100.0	100.0	100.0	100.0	100.0	100.0
3.6 Kelengkapan pengangkutan dan pembuatan lain <i>Transport equipment and other manufactures</i>								
a) Struktur <i>Structures</i>	44.1	44.6	47.4	48.3	50.2	51.5	52.8	50.0
b) Kelengkapan pengangkutan <i>Transport equipment</i>	4.6	3.4	2.5	2.2	1.8	1.4	1.2	1.2
c) jentera dan kelengkapan <i>Machinery and equipment</i>	46.8	46.3	44.6	43.3	41.6	39.2	37.1	39.0
d) Aset lain <i>Other assets</i>	4.6	5.7	5.4	6.2	6.3	7.9	9.0	9.8
Jumlah <i>Total</i>	100.0	100.0	100.0	100.0	100.0	100.0	100.0	100.0
4. Pembinaan <i>Construction</i>								
a) Struktur <i>Structures</i>	67.1	64.3	60.7	59.8	59.0	57.9	57.6	54.7
b) Kelengkapan pengangkutan <i>Transport equipment</i>	13.3	13.3	15.1	13.1	13.2	13.8	13.8	14.5
c) jentera dan kelengkapan <i>Machinery and equipment</i>	18.9	21.6	23.4	26.1	26.8	27.3	27.6	29.7
d) Aset lain <i>Other assets</i>	0.7	0.8	0.9	1.0	1.0	1.1	1.1	1.1
Jumlah <i>Total</i>	100.0	100.0	100.0	100.0	100.0	100.0	100.0	100.0

Jadual **2.1.2D**
Table

SMB mengikut Jenis Aktiviti Ekonomi dan Jenis Aset pada Harga Semasa - Pembahagian Peratus mengikut Jenis Aset
NKS by Kind of Economic Activity and Type of Assets at Current Prices - Percentage Share by Type of Assets

Jenis Aktiviti Ekonomi Kind of Economic Activity	2005	2006	2007	2008	2009	2010	2011 ^e	2012 ^P
5. Perkhidmatan Services								
a) Struktur Structures	88.7	87.7	86.6	86.2	86.7	87.3	88.0	86.9
b) Kelengkapan pengangkutan Transport equipment	3.8	4.2	4.6	4.8	4.7	4.9	4.8	5.6
c) jentera dan kelengkapan Machinery and equipment	6.9	7.4	8.0	8.0	7.7	6.9	6.3	6.5
d) Aset lain Other assets	0.6	0.7	0.8	0.9	1.0	1.0	1.0	1.1
Jumlah Total	100.0	100.0	100.0	100.0	100.0	100.0	100.0	100.0
5.1 Perkhidmatan perantara Intermediate services								
a) Struktur Structures	89.7	88.2	86.4	85.9	85.9	85.9	86.1	84.5
b) Kelengkapan pengangkutan Transport equipment	6.5	7.5	8.5	9.0	8.9	9.4	9.3	10.4
c) jentera dan kelengkapan Machinery and equipment	3.5	4.0	4.7	4.7	4.7	4.3	4.2	4.6
d) Aset lain Other assets	0.2	0.3	0.4	0.4	0.4	0.4	0.4	0.5
Jumlah Total	100.0	100.0	100.0	100.0	100.0	100.0	100.0	100.0
5.1.1 Pengangkutan, penyimpanan dan komunikasi Transport, storage and communication								
a) Struktur Structures	81.9	79.2	75.6	74.6	74.3	73.9	74.1	69.7
b) Kelengkapan pengangkutan Transport equipment	12.4	14.4	16.6	17.7	17.8	18.8	18.6	21.9
c) jentera dan kelengkapan Machinery and equipment	5.3	5.9	7.3	7.1	7.3	6.7	6.8	8.1
d) Aset lain Other assets	0.4	0.5	0.6	0.6	0.7	0.5	0.4	0.4
Jumlah Total	100.0	100.0	100.0	100.0	100.0	100.0	100.0	100.0
5.1.2 Kewangan, insurans, hartanah dan perkhidmatan perniagaan Finance, insurance, real estate and business services								
a) Struktur Structures	97.4	97.2	97.1	96.8	97.0	97.2	97.2	96.9
b) Kelengkapan pengangkutan Transport equipment	0.6	0.6	0.5	0.6	0.5	0.6	0.6	0.8
c) jentera dan kelengkapan Machinery and equipment	1.8	2.1	2.2	2.4	2.3	1.9	1.7	1.7
d) Aset lain Other assets	0.1	0.1	0.2	0.2	0.2	0.3	0.4	0.5
Jumlah Total	100.0	100.0	100.0	100.0	100.0	100.0	100.0	100.0
5.2 Perkhidmatan akhir Final services								
a) Struktur Structures	87.1	84.7	82.4	80.5	80.3	80.8	81.6	79.9
b) Kelengkapan pengangkutan Transport equipment	2.5	2.9	2.8	3.1	3.0	3.2	3.3	3.9
c) jentera dan kelengkapan Machinery and equipment	8.8	10.9	13.2	14.4	14.5	13.6	12.5	13.2
d) Aset lain Other assets	1.6	1.6	1.5	2.0	2.2	2.4	2.5	3.0
Jumlah Total	100.0	100.0	100.0	100.0	100.0	100.0	100.0	100.0

Jadual 2.1.2D
Table

SMB mengikut Jenis Aktiviti Ekonomi dan Jenis Aset pada Harga Semasa - Pembahagian Peratus mengikut Jenis Aset
NKS by Kind of Economic Activity and Type of Assets at Current Prices - Percentage Share by Type of Assets

Jenis Aktiviti Ekonomi Kind of Economic Activity	2005	2006	2007	2008	2009	2010	2011 ^e	2012 ^p
5.2.1 Utiliti <i>Utilities</i>								
a) Struktur <i>Structures</i>	91.3	88.8	86.2	85.1	85.3	85.9	86.6	85.0
b) Kelengkapan pengangkutan <i>Transport equipment</i>	0.8	0.9	0.5	0.4	0.2	0.2	0.2	0.2
c) jentera dan kelengkapan <i>Machinery and equipment</i>	7.6	9.9	12.8	14.0	13.9	13.4	12.7	14.3
d) Aset lain <i>Other assets</i>	0.3	0.4	0.5	0.5	0.6	0.5	0.5	0.5
Jumlah <i>Total</i>	100.0	100.0	100.0	100.0	100.0	100.0	100.0	100.0
5.2.2 Perdagangan borong dan runcit, penginapan dan restoran <i>Wholesale and retail trade, accommodation and restaurants</i>								
a) Struktur <i>Structures</i>	83.7	80.7	79.0	77.5	77.7	79.0	80.8	80.6
b) Kelengkapan pengangkutan <i>Transport equipment</i>	6.6	8.1	9.0	9.7	9.5	9.9	9.6	10.3
c) Jentera dan kelengkapan <i>Machinery and equipment</i>	9.6	11.0	11.8	12.6	12.6	10.9	9.3	8.9
d) Aset lain <i>Other assets</i>	0.1	0.2	0.2	0.2	0.2	0.2	0.2	0.2
Jumlah <i>Total</i>	100.0	100.0	100.0	100.0	100.0	100.0	100.0	100.0
5.2.3 Perkhidmatan-perkhidmatan lain <i>Other services</i>								
a) Struktur <i>Structures</i>	57.6	58.1	58.5	52.4	50.8	51.1	52.1	50.4
b) Kelengkapan pengangkutan <i>Transport equipment</i>	6.9	5.3	3.6	2.9	2.1	2.6	2.8	3.2
c) Jentera dan kelengkapan <i>Machinery and equipment</i>	17.3	19.4	21.7	24.0	25.6	23.6	21.5	21.1
d) Aset lain <i>Other assets</i>	18.2	17.2	16.2	20.7	21.5	22.7	23.6	25.3
Jumlah <i>Total</i>	100.0	100.0	100.0	100.0	100.0	100.0	100.0	100.0
5.3 Perkhidmatan kerajaan <i>Government services</i>								
a) Struktur <i>Structures</i>	88.2	88.4	88.7	89.1	90.3	91.7	92.7	92.7
b) Kelengkapan pengangkutan <i>Transport equipment</i>	0.9	0.8	0.7	0.7	0.6	0.5	0.5	0.8
c) Jentera dan kelengkapan <i>Machinery and equipment</i>	10.3	10.0	9.7	9.1	8.0	6.9	5.9	5.6
d) Aset lain <i>Other assets</i>	0.7	0.8	1.0	1.1	1.1	0.9	0.8	0.9
Jumlah <i>Total</i>	100.0	100.0	100.0	100.0	100.0	100.0	100.0	100.0
6. Jumlah SMB <i>Total NKS</i>								
a) Struktur <i>Structures</i>	72.3	71.0	69.5	68.6	69.3	70.3	70.2	67.4
b) Kelengkapan pengangkutan <i>Transport equipment</i>	3.4	3.5	3.8	3.8	3.7	3.9	3.8	4.2
c) Jentera dan kelengkapan <i>Machinery and equipment</i>	14.5	14.4	13.8	13.5	12.4	11.7	10.9	11.6
d) Aset lain <i>Other assets</i>	9.7	11.1	13.0	14.2	14.6	14.1	15.2	16.8
Jumlah <i>Total</i>	100.0	100.0	100.0	100.0	100.0	100.0	100.0	100.0

Jadual 2.2.2A
Table
SMB mengikut Jenis Aktiviti Ekonomi dan Jenis Aset pada Harga Malar 2005 - RM Juta - Nilai Akhir Tahun
NKS by Kind of Economic Activity and Type of Assets at Constant 2005 Price - RM Million - End Year Value

Jenis Aktiviti Ekonomi <i>Kind of Economic Activity</i>	2005	2006	2007	2008	2009	2010	2011 ^e	2012 ^p
1. Pertanian <i>Agriculture</i>								
a) Struktur <i>Structures</i>	10,140	10,175	10,212	10,281	10,317	10,506	10,884	11,463
b) Kelengkapan pengangkutan <i>Transport equipment</i>	850	917	1,021	1,122	1,155	1,291	1,446	1,662
c) jentera dan kelengkapan <i>Machinery and equipment</i>	2,738	2,709	2,870	3,050	3,268	3,269	3,370	3,548
d) Aset lain <i>Other assets</i>	9,393	9,785	10,592	11,328	12,145	13,039	14,036	15,142
Jumlah <i>Total</i>	23,120	23,586	24,696	25,781	26,884	28,105	29,736	31,814
2. Perlombongan dan kuari <i>Mining and quarrying</i>								
a) Struktur <i>Structures</i>	5,951	5,755	5,538	5,325	5,118	4,957	4,854	4,731
b) Kelengkapan pengangkutan <i>Transport equipment</i>	162	114	75	48	29	202	170	145
c) jentera dan kelengkapan <i>Machinery and equipment</i>	6,275	5,538	6,497	9,385	13,298	18,908	23,911	32,293
d) Aset lain <i>Other assets</i>	83,627	92,980	104,823	116,760	128,153	138,468	149,343	168,611
Jumlah <i>Total</i>	96,015	104,387	116,933	131,518	146,598	162,535	178,278	205,781
3. Pembuatan <i>Manufacturing</i>								
a) Struktur <i>Structures</i>	64,399	66,027	67,285	69,590	69,454	71,397	74,879	78,970
b) Kelengkapan pengangkutan <i>Transport equipment</i>	4,411	3,621	3,110	2,900	2,536	2,363	2,600	2,793
c) jentera dan kelengkapan <i>Machinery and equipment</i>	91,711	92,857	88,773	87,875	80,627	80,612	83,033	87,687
d) Aset lain <i>Other assets</i>	6,655	8,016	9,516	10,953	12,056	14,387	16,262	17,794
Jumlah <i>Total</i>	167,176	170,520	168,684	171,319	164,673	168,759	176,774	187,245
3.1 Makanan, minuman dan tembakau <i>Food, beverages and tobacco</i>								
a) Struktur <i>Structures</i>	6,187	6,338	6,442	6,862	6,900	7,050	7,490	7,913
b) Kelengkapan pengangkutan <i>Transport equipment</i>	642	541	464	484	444	425	480	508
c) jentera dan kelengkapan <i>Machinery and equipment</i>	5,641	5,829	6,079	6,610	7,278	7,720	8,518	9,832
d) Aset lain <i>Other assets</i>	185	215	261	327	379	435	478	513
Jumlah <i>Total</i>	12,656	12,923	13,247	14,283	15,002	15,630	16,966	18,766
3.2 Produk tekstil, kulit, kayu, kertas, cetakan dan terbitan <i>Textiles, leather, wood, paper products, printing and publishing</i>								
a) Struktur <i>Structures</i>	12,199	12,006	11,880	11,650	11,489	11,184	10,949	10,692
b) Kelengkapan pengangkutan <i>Transport equipment</i>	1,067	840	666	567	460	428	546	576
c) jentera dan kelengkapan <i>Machinery and equipment</i>	9,173	8,714	8,308	8,319	7,464	7,057	7,034	7,787
d) Aset lain <i>Other assets</i>	92	120	134	152	165	204	235	261
Jumlah <i>Total</i>	22,532	21,680	20,987	20,688	19,578	18,873	18,764	19,316

Jadual 2.2.2A
Table
SMB mengikut Jenis Aktiviti Ekonomi dan Jenis Aset pada Harga Malar 2005 - RM Juta - Nilai Akhir Tahun
NKS by Kind of Economic Activity and Type of Assets at Constant 2005 Price - RM Million - End Year Value

Jenis Aktiviti Ekonomi <i>Kind of Economic Activity</i>	2005	2006	2007	2008	2009	2010	2011 ^e	2012 ^p
3.3 Produk petroleum, kimia, getah dan plastik <i>Petroleum, chemicals, rubber and plastic products</i>								
a) Struktur <i>Structures</i>	10,546	11,345	12,523	13,914	14,376	15,213	16,703	19,443
b) Kelengkapan pengangkutan <i>Transport equipment</i>	771	634	531	481	428	408	436	536
c) jentera dan kelengkapan <i>Machinery and equipment</i>	23,579	23,417	23,418	24,089	21,441	22,007	22,269	25,092
d) Aset lain <i>Other assets</i>	1,151	1,205	1,223	1,237	1,230	1,611	1,926	2,192
Jumlah <i>Total</i>	36,047	36,601	37,694	39,721	37,475	39,240	41,333	47,264
3.4 Produk mineral bukan logam, logam asas dan produk logam yang direka <i>Non-metallic mineral products, basic metal and fabricated metal products</i>								
a) Struktur <i>Structures</i>	7,528	7,704	7,602	8,301	8,435	8,818	9,267	9,520
b) Kelengkapan pengangkutan <i>Transport equipment</i>	726	599	632	644	607	573	567	579
c) jentera dan kelengkapan <i>Machinery and equipment</i>	9,094	8,535	8,017	8,624	8,397	9,533	10,610	10,742
d) Aset lain <i>Other assets</i>	142	186	203	246	280	435	568	682
Jumlah <i>Total</i>	17,491	17,025	16,454	17,815	17,719	19,359	21,012	21,522
3.5 Elektrik dan elektronik <i>Electrical and electronic</i>								
a) Struktur <i>Structures</i>	21,779	22,286	22,386	22,437	21,627	22,570	23,850	24,633
b) Kelengkapan pengangkutan <i>Transport equipment</i>	564	507	437	390	302	286	349	367
c) jentera dan kelengkapan <i>Machinery and equipment</i>	37,687	39,618	36,432	33,865	29,551	27,891	28,017	26,982
d) Aset lain <i>Other assets</i>	4,446	5,453	6,897	8,072	8,988	10,383	11,481	12,358
Jumlah <i>Total</i>	64,475	67,864	66,152	64,765	60,469	61,130	63,696	64,340
3.6 Kelengkapan pengangkutan dan pembuatan lain <i>Transport equipment and other manufactures</i>								
a) Struktur <i>Structures</i>	6,160	6,347	6,452	6,426	6,626	6,563	6,621	6,769
b) Kelengkapan pengangkutan <i>Transport equipment</i>	641	499	379	333	296	243	223	228
c) jentera dan kelengkapan <i>Machinery and equipment</i>	6,537	6,745	6,519	6,368	6,495	6,404	6,586	7,252
d) Aset lain <i>Other assets</i>	638	837	799	920	1,013	1,319	1,573	1,787
Jumlah <i>Total</i>	13,976	14,428	14,149	14,048	14,431	14,528	15,003	16,037
4. Pembinaan <i>Construction</i>								
a) Struktur <i>Structures</i>	6,010	6,084	6,306	6,481	6,149	6,194	6,325	6,579
b) Kelengkapan pengangkutan <i>Transport equipment</i>	1,190	1,309	1,729	1,624	1,701	1,955	2,192	2,496
c) jentera dan kelengkapan <i>Machinery and equipment</i>	1,692	2,088	2,608	3,133	3,297	3,724	4,281	4,956
d) Aset lain <i>Other assets</i>	63	81	99	116	130	150	166	179
Jumlah <i>Total</i>	8,956	9,562	10,742	11,354	11,277	12,023	12,965	14,211

Jadual 2.2.2A
Table
SMB mengikut Jenis Aktiviti Ekonomi dan Jenis Aset pada Harga Malar 2005 - RM Juta - Nilai Akhir Tahun
NKS by Kind of Economic Activity and Type of Assets at Constant 2005 Price - RM Million - End Year Value

Jenis Aktiviti Ekonomi <i>Kind of Economic Activity</i>	2005	2006	2007	2008	2009	2010	2011 ^e	2012 ^p
5. Perkhidmatan <i>Services</i>								
a) Struktur <i>Structures</i>	689,763	703,849	718,133	734,037	751,222	769,033	783,337	808,678
b) Kelengkapan pengangkutan <i>Transport equipment</i>	29,631	35,244	42,321	46,806	50,448	57,800	62,663	71,157
c) Jentera dan kelengkapan <i>Machinery and equipment</i>	53,449	60,875	71,989	76,475	79,365	78,254	79,722	80,240
d) Aset lain <i>Other assets</i>	4,838	5,802	7,037	8,738	10,125	10,957	11,638	12,731
Jumlah <i>Total</i>	777,680	805,769	839,479	866,056	891,160	916,044	937,360	972,807
5.1 Perkhidmatan perantaraan <i>Intermediate services</i>								
a) Struktur <i>Structures</i>	325,843	326,676	327,016	327,032	329,079	331,530	334,450	343,834
b) Kelengkapan pengangkutan <i>Transport equipment</i>	23,760	28,747	35,521	39,019	42,438	48,832	52,570	58,605
c) Jentera dan kelengkapan <i>Machinery and equipment</i>	12,895	15,056	19,272	19,946	21,626	21,242	23,032	25,306
d) Aset lain <i>Other assets</i>	889	1,241	1,499	1,747	1,939	2,211	2,422	2,588
Jumlah <i>Total</i>	363,387	371,720	383,308	387,744	395,081	403,816	412,474	430,333
5.1.1 Pengangkutan, penyimpanan dan komunikasi <i>Transport, storage and communication</i>								
a) Struktur <i>Structures</i>	148,858	145,830	141,967	138,647	137,879	137,561	136,714	138,514
b) Kelengkapan pengangkutan <i>Transport equipment</i>	22,586	27,561	34,401	37,624	41,197	47,318	50,696	56,048
c) Jentera dan kelengkapan <i>Machinery and equipment</i>	9,648	11,129	14,794	14,642	16,174	16,299	18,127	20,098
d) Aset lain <i>Other assets</i>	667	957	1,152	1,339	1,484	1,321	1,158	997
Jumlah <i>Total</i>	181,759	185,477	192,314	192,253	196,734	202,499	206,694	215,658
5.1.2 Kewangan, insurans, hartanah dan perkhidmatan perniagaan <i>Finance, insurance, real estate and business services</i>								
a) Struktur <i>Structures</i>	176,985	180,846	185,049	188,384	191,200	193,969	197,736	205,320
b) Kelengkapan pengangkutan <i>Transport equipment</i>	1,175	1,186	1,120	1,395	1,241	1,515	1,874	2,556
c) Jentera dan kelengkapan <i>Machinery and equipment</i>	3,247	3,927	4,478	5,304	5,452	4,943	4,905	5,208
d) Aset lain <i>Other assets</i>	222	284	347	407	455	890	1,265	1,591
Jumlah <i>Total</i>	181,628	186,243	190,994	195,490	198,347	201,316	205,779	214,675
5.2 Perkhidmatan akhir <i>Final services</i>								
a) Struktur <i>Structures</i>	113,730	113,932	115,742	117,275	119,012	120,845	123,842	128,513
b) Kelengkapan pengangkutan <i>Transport equipment</i>	3,283	4,088	4,424	5,119	5,522	6,481	7,343	8,550
c) Jentera dan kelengkapan <i>Machinery and equipment</i>	11,432	14,975	20,008	23,189	25,448	26,107	27,068	27,907
d) Aset lain <i>Other assets</i>	2,062	2,132	2,347	3,222	3,933	4,726	5,417	6,177
Jumlah <i>Total</i>	130,506	135,127	142,521	148,806	153,915	158,159	163,669	171,148

Jadual 2.2.2A
Table
SMB mengikut Jenis Aktiviti Ekonomi dan Jenis Aset pada Harga Malar 2005 - RM Juta - Nilai Akhir Tahun
NKS by Kind of Economic Activity and Type of Assets at Constant 2005 Price - RM Million - End Year Value

Jenis Aktiviti Ekonomi Kind of Economic Activity	2005	2006	2007	2008	2009	2010	2011 ^e	2012 ^p
5.2.1 Utiliti <i>Utilities</i>								
a) Struktur <i>Structures</i>	84,000	82,431	81,699	81,095	80,265	79,082	78,669	79,013
b) Kelengkapan pengangkutan <i>Transport equipment</i>	711	846	498	384	292	253	225	230
c) jentera dan kelengkapan <i>Machinery and equipment</i>	6,999	9,425	13,109	14,773	15,514	15,919	16,565	16,939
d) Aset lain <i>Other assets</i>	265	368	474	575	656	639	614	586
Jumlah <i>Total</i>	91,975	93,071	95,780	96,828	96,728	95,893	96,073	96,768
5.2.2 Perdagangan borong dan runcit, penginapan dan restoran <i>Wholesale and retail trade, accommodation and restaurants</i>								
a) Struktur <i>Structures</i>	24,175	25,826	27,950	30,310	32,460	34,905	37,762	41,305
b) Kelengkapan pengangkutan <i>Transport equipment</i>	1,906	2,704	3,513	4,366	4,912	5,773	6,541	7,581
c) Jentera dan kelengkapan <i>Machinery and equipment</i>	2,766	3,610	4,467	5,447	6,176	6,134	6,138	6,276
d) Aset lain <i>Other assets</i>	40	52	63	74	83	95	105	113
Jumlah <i>Total</i>	28,887	32,192	35,994	40,197	43,630	46,908	50,547	55,275
5.2.3 Perkhidmatan-perkhidmatan lain <i>Other services</i>								
a) Struktur <i>Structures</i>	5,555	5,676	6,093	5,871	6,288	6,858	7,411	8,194
b) Kelengkapan pengangkutan <i>Transport equipment</i>	665	537	413	370	317	456	577	739
c) Jentera dan kelengkapan <i>Machinery and equipment</i>	1,667	1,939	2,431	2,969	3,758	4,053	4,364	4,692
d) Aset lain <i>Other assets</i>	1,756	1,712	1,810	2,572	3,194	3,992	4,697	5,478
Jumlah <i>Total</i>	9,643	9,864	10,748	11,782	13,557	15,359	17,050	19,104
5.3 Perkhidmatan kerajaan <i>Government services</i>								
a) Struktur <i>Structures</i>	250,190	263,241	275,375	289,730	303,132	316,658	325,046	336,332
b) Kelengkapan pengangkutan <i>Transport equipment</i>	2,587	2,409	2,375	2,667	2,488	2,486	2,750	4,002
c) Jentera dan kelengkapan <i>Machinery and equipment</i>	29,123	30,844	32,709	33,340	32,292	30,905	29,623	27,027
d) Aset lain <i>Other assets</i>	1,887	2,429	3,190	3,770	4,252	4,020	3,799	3,966
Jumlah <i>Total</i>	283,787	298,922	313,649	329,507	342,164	354,069	361,217	371,326
6. Jumlah SMB <i>Total NKS</i>								
a) Struktur <i>Structures</i>	776,263	791,890	807,474	825,715	842,259	862,088	880,279	910,421
b) Kelengkapan pengangkutan <i>Transport equipment</i>	36,244	41,205	48,256	52,500	55,869	63,611	69,071	78,254
c) Jentera dan kelengkapan <i>Machinery and equipment</i>	155,865	164,066	172,737	179,918	179,855	184,767	194,318	208,725
d) Aset lain <i>Other assets</i>	104,576	116,664	132,067	147,895	162,609	177,001	191,445	214,458
Jumlah <i>Total</i>	1,072,947	1,113,825	1,160,534	1,206,028	1,240,591	1,287,466	1,335,113	1,411,858

Jadual 2.2.2B
Table
SMB mengikut Jenis Aktiviti Ekonomi dan Jenis Aset pada Harga Malar 2005 - Perubahan Peratusan Tahunan
NKS by Kind of Economic Activity and Type of Assets at Constant 2005 Price - Annual Percentage Change

Jenis Aktiviti Ekonomi Kind of Economic Activity	2005	2006	2007	2008	2009	2010	2011 ^e	2012 ^p
1. Pertanian <i>Agriculture</i>								
a) Struktur <i>Structures</i>	2.4	0.3	0.4	0.7	0.3	1.8	3.6	5.3
b) Kelengkapan pengangkutan <i>Transport equipment</i>	-7.5	8.0	11.3	9.8	3.0	11.8	12.0	14.9
c) jentera dan kelengkapan <i>Machinery and equipment</i>	0.1	-1.1	6.0	6.3	7.1	0.0	3.1	5.3
d) Aset lain <i>Other assets</i>	2.6	4.2	8.2	6.9	7.2	7.4	7.6	7.9
Jumlah <i>Total</i>	1.8	2.0	4.7	4.4	4.3	4.5	5.8	7.0
2. Perlombongan dan kuari <i>Mining and quarrying</i>								
a) Struktur <i>Structures</i>	-3.3	-3.3	-3.8	-3.8	-3.9	-3.1	-2.1	-2.5
b) Kelengkapan pengangkutan <i>Transport equipment</i>	-25.0	-29.5	-34.2	-36.4	-39.6	597.3	-15.8	-14.7
c) jentera dan kelengkapan <i>Machinery and equipment</i>	6.8	-11.7	17.3	44.5	41.7	42.2	26.5	35.1
d) Aset lain <i>Other assets</i>	9.7	11.2	12.7	11.4	9.8	8.0	7.9	12.9
Jumlah <i>Total</i>	8.5	8.7	12.0	12.5	11.5	10.9	9.7	15.4
3. Pembuatan <i>Manufacturing</i>								
a) Struktur <i>Structures</i>	4.2	2.5	1.9	3.4	-0.2	2.8	4.9	5.5
b) Kelengkapan pengangkutan <i>Transport equipment</i>	-16.3	-17.9	-14.1	-6.7	-12.6	-6.8	10.0	7.4
c) jentera dan kelengkapan <i>Machinery and equipment</i>	1.0	1.2	-4.4	-1.0	-8.2	0.0	3.0	5.6
d) Aset lain <i>Other assets</i>	27.6	20.4	18.7	15.1	10.1	19.3	13.0	9.4
Jumlah <i>Total</i>	2.5	2.0	-1.1	1.6	-3.9	2.5	4.7	5.9
3.1 Makanan, minuman dan tembakau <i>Food, beverages and tobacco</i>								
a) Struktur <i>Structures</i>	6.4	2.4	1.6	6.5	0.6	2.2	6.2	5.6
b) Kelengkapan pengangkutan <i>Transport equipment</i>	-10.0	-15.7	-14.2	4.3	-8.3	-4.3	12.9	5.8
c) jentera dan kelengkapan <i>Machinery and equipment</i>	11.3	3.3	4.3	8.7	10.1	6.1	10.3	15.4
d) Aset lain <i>Other assets</i>	2.7	15.8	21.6	25.1	16.2	14.6	10.0	7.2
Jumlah <i>Total</i>	7.5	2.1	2.5	7.8	5.0	4.2	8.5	10.6
3.2 Produk tekstil, kulit, kayu, kertas, cetakan dan terbitan <i>Textiles, leather, wood, paper products, printing and publishing</i>								
a) Struktur <i>Structures</i>	0.3	-1.6	-1.0	-1.9	-1.4	-2.7	-2.1	-2.3
b) Kelengkapan pengangkutan <i>Transport equipment</i>	-19.6	-21.3	-20.7	-14.8	-19.0	-6.8	27.6	5.4
c) jentera dan kelengkapan <i>Machinery and equipment</i>	-0.7	-5.0	-4.7	0.1	-10.3	-5.4	-0.3	10.7
d) Aset lain <i>Other assets</i>	31.8	30.1	11.4	13.4	8.9	23.2	15.4	11.0
Jumlah <i>Total</i>	-1.1	-3.8	-3.2	-1.4	-5.4	-3.6	-0.6	2.9

Jadual 2.2.2B
Table
SMB mengikut Jenis Aktiviti Ekonomi dan Jenis Aset pada Harga Malar 2005 - Perubahan Peratusan Tahunan
NKS by Kind of Economic Activity and Type of Assets at Constant 2005 Price - Annual Percentage Change

Jenis Aktiviti Ekonomi <i>Kind of Economic Activity</i>	2005	2006	2007	2008	2009	2010	2011 ^e	2012 ^p
3.3 Produk petroleum, kimia, getah dan plastik <i>Petroleum, chemicals, rubber and plastic products</i>								
a) Struktur <i>Structures</i>	9.5	7.6	10.4	11.1	3.3	5.8	9.8	16.4
b) Kelengkapan pengangkutan <i>Transport equipment</i>	-13.2	-17.8	-16.3	-9.4	-11.1	-4.5	6.7	23.1
c) Jentera dan kelengkapan <i>Machinery and equipment</i>	-7.3	-0.7	0.0	2.9	-11.0	2.6	1.2	12.7
d) Aset lain <i>Other assets</i>	169.8	4.6	1.5	1.2	-0.5	30.9	19.6	13.8
Jumlah <i>Total</i>	-0.9	1.5	3.0	5.4	-5.7	4.7	5.3	14.3
3.4 Produk mineral bukan logam, logam asas dan produk logam yang direka <i>Non-metallic mineral products, basic metal and fabricated metal products</i>								
a) Struktur <i>Structures</i>	4.5	2.3	-1.3	9.2	1.6	4.5	5.1	2.7
b) Kelengkapan pengangkutan <i>Transport equipment</i>	-15.0	-17.5	5.4	1.9	-5.8	-5.6	-1.0	2.0
c) Jentera dan kelengkapan <i>Machinery and equipment</i>	8.2	-6.1	-6.1	7.6	-2.6	13.5	11.3	1.2
d) Aset lain <i>Other assets</i>	10.6	30.7	8.8	21.2	13.9	55.6	30.4	20.1
Jumlah <i>Total</i>	5.4	-2.7	-3.4	8.3	-0.5	9.3	8.5	2.4
3.5 Elektrik dan elektronik <i>Electrical and electronic</i>								
a) Struktur <i>Structures</i>	4.8	2.3	0.5	0.2	-3.6	4.4	5.7	3.3
b) Kelengkapan pengangkutan <i>Transport equipment</i>	-17.3	-10.1	-13.8	-10.8	-22.5	-5.4	21.9	5.3
c) Jentera dan kelengkapan <i>Machinery and equipment</i>	3.7	5.1	-8.0	-7.0	-12.7	-5.6	0.4	-3.7
d) Aset lain <i>Other assets</i>	12.0	22.7	26.5	17.0	11.3	15.5	10.6	7.6
Jumlah <i>Total</i>	4.4	5.3	-2.5	-2.1	-6.6	1.1	4.2	1.0
3.6 Kelengkapan pengangkutan dan pembuatan lain <i>Transport equipment and other manufactures</i>								
a) Struktur <i>Structures</i>	-0.8	3.0	1.6	-0.4	3.1	-1.0	0.9	2.2
b) Kelengkapan pengangkutan <i>Transport equipment</i>	-20.5	-22.1	-24.0	-12.2	-11.2	-18.0	-8.2	2.5
c) Jentera dan kelengkapan <i>Machinery and equipment</i>	3.9	3.2	-3.3	-2.3	2.0	-1.4	2.8	10.1
d) Aset lain <i>Other assets</i>	45.4	31.1	-4.5	15.2	10.1	30.2	19.3	13.6
Jumlah <i>Total</i>	1.7	3.2	-1.9	-0.7	2.7	0.7	3.3	6.9
4. Pembinaan <i>Construction</i>								
a) Struktur <i>Structures</i>	14.5	1.2	3.6	2.8	-5.1	0.7	2.1	4.0
b) Kelengkapan pengangkutan <i>Transport equipment</i>	-9.3	10.0	32.1	-6.1	4.7	14.9	12.1	13.9
c) Jentera dan kelengkapan <i>Machinery and equipment</i>	-3.0	23.4	24.9	20.1	5.2	13.0	15.0	15.8
d) Aset lain <i>Other assets</i>	10.2	27.7	22.2	17.5	11.6	15.8	10.7	7.8
Jumlah <i>Total</i>	7.1	6.8	12.3	5.7	-0.7	6.6	7.8	9.6

Jadual 2.2.2B
Table
SMB mengikut Jenis Aktiviti Ekonomi dan Jenis Aset pada Harga Malar 2005 - Perubahan Peratusan Tahunan
NKS by Kind of Economic Activity and Type of Assets at Constant 2005 Price - Annual Percentage Change

Jenis Aktiviti Ekonomi Kind of Economic Activity	2005	2006	2007	2008	2009	2010	2011 ^e	2012 ^p
5. Perkhidmatan <i>Services</i>								
a) Struktur <i>Structures</i>	2.1	2.0	2.0	2.2	2.3	2.4	1.9	3.2
b) Kelengkapan pengangkutan <i>Transport equipment</i>	4.0	18.9	20.1	10.6	7.8	14.6	8.4	13.6
c) jentera dan kelengkapan <i>Machinery and equipment</i>	28.9	13.9	18.3	6.2	3.8	-1.4	1.9	0.7
d) Aset lain <i>Other assets</i>	11.4	19.9	21.3	24.2	15.9	8.2	6.2	9.4
Jumlah <i>Total</i>	3.7	3.6	4.2	3.2	2.9	2.8	2.3	3.8
5.1 Perkhidmatan perantaraan <i>Intermediate services</i>								
a) Struktur <i>Structures</i>	0.5	0.3	0.1	0.0	0.6	0.7	0.9	2.8
b) Kelengkapan pengangkutan <i>Transport equipment</i>	5.2	21.0	23.6	9.8	8.8	15.1	7.7	11.5
c) Jentera dan kelengkapan <i>Machinery and equipment</i>	63.7	16.8	28.0	3.5	8.4	-1.8	8.4	9.9
d) Aset lain <i>Other assets</i>	4.5	39.6	20.8	16.5	11.0	14.0	9.6	6.9
Jumlah <i>Total</i>	2.2	2.3	3.1	1.2	1.9	2.2	2.1	4.3
5.1.1 Pengangkutan, penyimpanan dan komunikasi <i>Transport, storage and communication</i>								
a) Struktur <i>Structures</i>	-2.1	-2.0	-2.6	-2.3	-0.6	-0.2	-0.6	1.3
b) Kelengkapan pengangkutan <i>Transport equipment</i>	3.6	22.0	24.8	9.4	9.5	14.9	7.1	10.6
c) Jentera dan kelengkapan <i>Machinery and equipment</i>	80.3	15.4	32.9	-1.0	10.5	0.8	11.2	10.9
d) Aset lain <i>Other assets</i>	2.8	43.5	20.4	16.2	10.8	-11.0	-12.4	-13.8
Jumlah <i>Total</i>	1.1	2.0	3.7	0.0	2.3	2.9	2.1	4.3
5.1.2 Kewangan, insurans, hartanah dan perkhidmatan perniagaan <i>Finance, insurance, real estate and business services</i>								
a) Struktur <i>Structures</i>	2.8	2.2	2.3	1.8	1.5	1.4	1.9	3.8
b) Kelengkapan pengangkutan <i>Transport equipment</i>	49.6	1.0	-5.6	24.5	-11.0	22.0	23.7	36.4
c) Jentera dan kelengkapan <i>Machinery and equipment</i>	28.5	21.0	14.0	18.4	2.8	-9.3	-0.8	6.2
d) Aset lain <i>Other assets</i>	10.2	27.7	22.2	17.5	11.6	95.7	42.1	25.8
Jumlah <i>Total</i>	3.4	2.5	2.6	2.4	1.5	1.5	2.2	4.3
5.2 Perkhidmatan akhir <i>Final services</i>								
a) Struktur <i>Structures</i>	2.2	0.2	1.6	1.3	1.5	1.5	2.5	3.8
b) Kelengkapan pengangkutan <i>Transport equipment</i>	16.6	24.5	8.2	15.7	7.9	17.4	13.3	16.4
c) Jentera dan kelengkapan <i>Machinery and equipment</i>	112.7	31.0	33.6	15.9	9.7	2.6	3.7	3.1
d) Aset lain <i>Other assets</i>	-0.3	3.4	10.1	37.3	22.1	20.2	14.6	14.0
Jumlah <i>Total</i>	7.4	3.5	5.5	4.4	3.4	2.8	3.5	4.6

Jadual 2.2.2B
Table
SMB mengikut Jenis Aktiviti Ekonomi dan Jenis Aset pada Harga Malar 2005 - Perubahan Peratusan Tahunan
NKS by Kind of Economic Activity and Type of Assets at Constant 2005 Price - Annual Percentage Change

Jenis Aktiviti Ekonomi <i>Kind of Economic Activity</i>	2005	2006	2007	2008	2009	2010	2011 ^e	2012 ^p
5.2.1 Utiliti <i>Utilities</i>								
a) Struktur <i>Structures</i>	0.7	-1.9	-0.9	-0.7	-1.0	-1.5	-0.5	0.4
b) Kelengkapan pengangkutan <i>Transport equipment</i>	-16.3	18.9	-41.2	-22.8	-23.9	-13.7	-11.0	2.4
c) jentera dan kelengkapan <i>Machinery and equipment</i>	128.6	34.7	39.1	12.7	5.0	2.6	4.1	2.3
d) Aset lain <i>Other assets</i>	-12.2	38.8	28.6	21.4	14.1	-2.7	-3.8	-4.6
Jumlah <i>Total</i>	5.0	1.2	2.9	1.1	-0.1	-0.9	0.2	0.7
5.2.2 Perdagangan borong dan runcit, penginapan dan restoran <i>Wholesale and retail trade, accommodation and restaurants</i>								
a) Struktur <i>Structures</i>	7.2	6.8	8.2	8.4	7.1	7.5	8.2	9.4
b) Kelengkapan pengangkutan <i>Transport equipment</i>	58.2	41.9	29.9	24.3	12.5	17.5	13.3	15.9
c) Jentera dan kelengkapan <i>Machinery and equipment</i>	89.3	30.5	23.7	21.9	13.4	-0.7	0.1	2.2
d) Aset lain <i>Other assets</i>	10.2	27.7	22.2	17.5	11.6	15.3	10.4	7.5
Jumlah <i>Total</i>	14.4	11.4	11.8	11.7	8.5	7.5	7.8	9.4
5.2.3 Perkhidmatan-perkhidmatan lain <i>Other services</i>								
a) Struktur <i>Structures</i>	4.5	2.2	7.4	-3.6	7.1	9.1	8.1	10.6
b) Kelengkapan pengangkutan <i>Transport equipment</i>	-12.6	-19.3	-23.1	-10.6	-14.1	43.8	26.5	28.1
c) Jentera dan kelengkapan <i>Machinery and equipment</i>	95.9	16.3	25.4	22.1	26.6	7.9	7.7	7.5
d) Aset lain <i>Other assets</i>	1.6	-2.5	5.8	42.1	24.2	25.0	17.7	16.6
Jumlah <i>Total</i>	11.4	2.3	9.0	9.6	15.1	13.3	11.0	12.1
5.3 Perkhidmatan kerajaan <i>Government services</i>								
a) Struktur <i>Structures</i>	4.1	5.2	4.6	5.2	4.6	4.5	2.6	3.5
b) Kelengkapan pengangkutan <i>Transport equipment</i>	-16.4	-6.9	-1.4	12.3	-6.7	-0.1	10.6	45.5
c) Jentera dan kelengkapan <i>Machinery and equipment</i>	3.3	5.9	6.0	1.9	-3.1	-4.3	-4.1	-8.8
d) Aset lain <i>Other assets</i>	32.5	28.7	31.3	18.2	12.8	-5.5	-5.5	4.4
Jumlah <i>Total</i>	3.9	5.3	4.9	5.1	3.8	3.5	2.0	2.8
6. Jumlah SMB <i>Total NKS</i>								
a) Struktur <i>Structures</i>	2.3	2.0	2.0	2.3	2.0	2.4	2.1	3.4
b) Kelengkapan pengangkutan <i>Transport equipment</i>	0.1	13.7	17.1	8.8	6.4	13.9	8.6	13.3
c) Jentera dan kelengkapan <i>Machinery and equipment</i>	9.3	5.3	5.3	4.2	0.0	2.7	5.2	7.4
d) Aset lain <i>Other assets</i>	10.1	11.6	13.2	12.0	9.9	8.9	8.2	12.0
Jumlah <i>Total</i>	3.9	3.8	4.2	3.9	2.9	3.8	3.7	5.7

Jadual 2.2.2C
Table 2.2.2C
SMB mengikut Jenis Aktiviti Ekonomi dan Jenis Aset pada Harga Malar 2005 - Pembahagian Peratus SMB
NKS by Kind of Economic Activity and Type of Assets at Constant 2005 Price - Percentage Share of NKS

Jenis Aktiviti Ekonomi <i>Kind of Economic Activity</i>	2005	2006	2007	2008	2009	2010	2011 ^e	2012 ^p
1. Pertanian <i>Agriculture</i>								
a) Struktur <i>Structures</i>	0.9	0.9	0.9	0.9	0.8	0.8	0.8	0.8
b) Kelengkapan pengangkutan <i>Transport equipment</i>	0.1	0.1	0.1	0.1	0.1	0.1	0.1	0.1
c) jentera dan kelengkapan <i>Machinery and equipment</i>	0.3	0.2	0.2	0.3	0.3	0.3	0.3	0.3
d) Aset lain <i>Other assets</i>	0.9	0.9	0.9	0.9	1.0	1.0	1.1	1.1
Jumlah <i>Total</i>	2.2	2.1	2.1	2.1	2.2	2.2	2.2	2.3
2. Perlombongan dan kuari <i>Mining and quarrying</i>								
a) Struktur <i>Structures</i>	0.6	0.5	0.5	0.4	0.4	0.4	0.4	0.3
b) Kelengkapan pengangkutan <i>Transport equipment</i>	0.0	0.0	0.0	0.0	0.0	0.0	0.0	0.0
c) Jentera dan kelengkapan <i>Machinery and equipment</i>	0.6	0.5	0.6	0.8	1.1	1.5	1.8	2.3
d) Aset lain <i>Other assets</i>	7.8	8.3	9.0	9.7	10.3	10.8	11.2	11.9
Jumlah <i>Total</i>	8.9	9.4	10.1	10.9	11.8	12.6	13.4	14.6
3. Pembuatan <i>Manufacturing</i>								
a) Struktur <i>Structures</i>	6.0	5.9	5.8	5.8	5.6	5.5	5.6	5.6
b) Kelengkapan pengangkutan <i>Transport equipment</i>	0.4	0.3	0.3	0.2	0.2	0.2	0.2	0.2
c) Jentera dan kelengkapan <i>Machinery and equipment</i>	8.5	8.3	7.6	7.3	6.5	6.3	6.2	6.2
d) Aset lain <i>Other assets</i>	0.6	0.7	0.8	0.9	1.0	1.1	1.2	1.3
Jumlah <i>Total</i>	15.6	15.3	14.5	14.2	13.3	13.1	13.2	13.3
3.1 Makanan, minuman dan tembakau <i>Food, beverages and tobacco</i>								
a) Struktur <i>Structures</i>	0.6	0.6	0.6	0.6	0.6	0.5	0.6	0.6
b) Kelengkapan pengangkutan <i>Transport equipment</i>	0.1	0.0	0.0	0.0	0.0	0.0	0.0	0.0
c) Jentera dan kelengkapan <i>Machinery and equipment</i>	0.5	0.5	0.5	0.5	0.6	0.6	0.6	0.7
d) Aset lain <i>Other assets</i>	0.0	0.0	0.0	0.0	0.0	0.0	0.0	0.0
Jumlah <i>Total</i>	1.2	1.2	1.1	1.2	1.2	1.2	1.3	1.3
3.2 Produk tekstil, kulit, kayu, kertas, cetakan dan terbitan <i>Textiles, leather, wood, paper products, printing and publishing</i>								
a) Struktur <i>Structures</i>	1.1	1.1	1.0	1.0	0.9	0.9	0.8	0.8
b) Kelengkapan pengangkutan <i>Transport equipment</i>	0.1	0.1	0.1	0.0	0.0	0.0	0.0	0.0
c) Jentera dan kelengkapan <i>Machinery and equipment</i>	0.9	0.8	0.7	0.7	0.6	0.5	0.5	0.6
d) Aset lain <i>Other assets</i>	0.0	0.0	0.0	0.0	0.0	0.0	0.0	0.0
Jumlah <i>Total</i>	2.1	1.9	1.8	1.7	1.6	1.5	1.4	1.4

Jadual 2.2.2C
Table 2.2.2C
SMB mengikut Jenis Aktiviti Ekonomi dan Jenis Aset pada Harga Malar 2005 - Pembahagian Peratus SMB
NKS by Kind of Economic Activity and Type of Assets at Constant 2005 Price - Percentage Share of NKS

Jenis Aktiviti Ekonomi <i>Kind of Economic Activity</i>	2005	2006	2007	2008	2009	2010	2011 ^e	2012 ^p
3.3 Produk petroleum, kimia, getah dan plastik <i>Petroleum, chemicals, rubber and plastic products</i>								
a) Struktur <i>Structures</i>	1.0	1.0	1.1	1.2	1.2	1.2	1.3	1.4
b) Kelengkapan pengangkutan <i>Transport equipment</i>	0.1	0.1	0.0	0.0	0.0	0.0	0.0	0.0
c) Jentera dan kelengkapan <i>Machinery and equipment</i>	2.2	2.1	2.0	2.0	1.7	1.7	1.7	1.8
d) Aset lain <i>Other assets</i>	0.1	0.1	0.1	0.1	0.1	0.1	0.1	0.2
Jumlah <i>Total</i>	3.4	3.3	3.2	3.3	3.0	3.0	3.1	3.3
3.4 Produk mineral bukan logam, logam asas dan produk logam yang direka <i>Non-metallic mineral products, basic metal and fabricated metal products</i>								
a) Struktur <i>Structures</i>	0.7	0.7	0.7	0.7	0.7	0.7	0.7	0.7
b) Kelengkapan pengangkutan <i>Transport equipment</i>	0.1	0.1	0.1	0.1	0.0	0.0	0.0	0.0
c) Jentera dan kelengkapan <i>Machinery and equipment</i>	0.8	0.8	0.7	0.7	0.7	0.7	0.8	0.8
d) Aset lain <i>Other assets</i>	0.0	0.0	0.0	0.0	0.0	0.0	0.0	0.0
Jumlah <i>Total</i>	1.6	1.5	1.4	1.5	1.4	1.5	1.6	1.5
3.5 Elektrik dan elektronik <i>Electrical and electronic</i>								
a) Struktur <i>Structures</i>	2.0	2.0	1.9	1.9	1.7	1.8	1.8	1.7
b) Kelengkapan pengangkutan <i>Transport equipment</i>	0.1	0.0	0.0	0.0	0.0	0.0	0.0	0.0
c) Jentera dan kelengkapan <i>Machinery and equipment</i>	3.5	3.6	3.1	2.8	2.4	2.2	2.1	1.9
d) Aset lain <i>Other assets</i>	0.4	0.5	0.6	0.7	0.7	0.8	0.9	0.9
Jumlah <i>Total</i>	6.0	6.1	5.7	5.4	4.9	4.7	4.8	4.6
3.6 Kelengkapan pengangkutan dan pembuatan lain <i>Transport equipment and other manufactures</i>								
a) Struktur <i>Structures</i>	0.6	0.6	0.6	0.5	0.5	0.5	0.5	0.5
b) Kelengkapan pengangkutan <i>Transport equipment</i>	0.1	0.0	0.0	0.0	0.0	0.0	0.0	0.0
c) Jentera dan kelengkapan <i>Machinery and equipment</i>	0.6	0.6	0.6	0.5	0.5	0.5	0.5	0.5
d) Aset lain <i>Other assets</i>	0.1	0.1	0.1	0.1	0.1	0.1	0.1	0.1
Jumlah <i>Total</i>	1.3	1.3	1.2	1.2	1.2	1.1	1.1	1.1
4. Pembinaan <i>Construction</i>								
a) Struktur <i>Structures</i>	0.6	0.5	0.5	0.5	0.5	0.5	0.5	0.5
b) Kelengkapan pengangkutan <i>Transport equipment</i>	0.1	0.1	0.1	0.1	0.1	0.2	0.2	0.2
c) Jentera dan kelengkapan <i>Machinery and equipment</i>	0.2	0.2	0.2	0.3	0.3	0.3	0.3	0.4
d) Aset lain <i>Other assets</i>	0.0	0.0	0.0	0.0	0.0	0.0	0.0	0.0
Jumlah <i>Total</i>	0.8	0.9	0.9	0.9	0.9	0.9	1.0	1.0

Jadual **2.2.2C**
Table

SMB mengikut Jenis Aktiviti Ekonomi dan Jenis Aset pada Harga Malar 2005 - Pembahagian Peratus SMB
NKS by Kind of Economic Activity and Type of Assets at Constant 2005 Price - Percentage Share of NKS

Jenis Aktiviti Ekonomi Kind of Economic Activity	2005	2006	2007	2008	2009	2010	2011 ^e	2012 ^p
5. Perkhidmatan Services								
a) Struktur Structures	64.3	63.2	61.9	60.9	60.6	59.7	58.7	57.3
b) Kelengkapan pengangkutan Transport equipment	2.8	3.2	3.6	3.9	4.1	4.5	4.7	5.0
c) jentera dan kelengkapan Machinery and equipment	5.0	5.5	6.2	6.3	6.4	6.1	6.0	5.7
d) Aset lain Other assets	0.5	0.5	0.6	0.7	0.8	0.9	0.9	0.9
Jumlah Total	72.5	72.3	72.3	71.8	71.8	71.2	70.2	68.9
5.1 Perkhidmatan perantara Intermediate services								
a) Struktur Structures	30.4	29.3	28.2	27.1	26.5	25.8	25.1	24.4
b) Kelengkapan pengangkutan Transport equipment	2.2	2.6	3.1	3.2	3.4	3.8	3.9	4.2
c) jentera dan kelengkapan Machinery and equipment	1.2	1.4	1.7	1.7	1.7	1.6	1.7	1.8
d) Aset lain Other assets	0.1	0.1	0.1	0.1	0.2	0.2	0.2	0.2
Jumlah Total	33.9	33.4	33.0	32.2	31.8	31.4	30.9	30.5
5.1.1 Pengangkutan, penyimpanan dan komunikasi Transport, storage and communication								
a) Struktur Structures	13.9	13.1	12.2	11.5	11.1	10.7	10.2	9.8
b) Kelengkapan pengangkutan Transport equipment	2.1	2.5	3.0	3.1	3.3	3.7	3.8	4.0
c) jentera dan kelengkapan Machinery and equipment	0.9	1.0	1.3	1.2	1.3	1.3	1.4	1.4
d) Aset lain Other assets	0.1	0.1	0.1	0.1	0.1	0.1	0.1	0.1
Jumlah Total	16.9	16.7	16.6	15.9	15.9	15.7	15.5	15.3
5.1.2 Kewangan, insurans, hartanah dan perkhidmatan perniagaan Finance, insurance, real estate and business services								
a) Struktur Structures	16.5	16.2	15.9	15.6	15.4	15.1	14.8	14.5
b) Kelengkapan pengangkutan Transport equipment	0.1	0.1	0.1	0.1	0.1	0.1	0.1	0.2
c) jentera dan kelengkapan Machinery and equipment	0.3	0.4	0.4	0.4	0.4	0.4	0.4	0.4
d) Aset lain Other assets	0.0	0.0	0.0	0.0	0.0	0.1	0.1	0.1
Jumlah Total	16.9	16.7	16.5	16.2	16.0	15.6	15.4	15.2
5.2 Perkhidmatan akhir Final services								
a) Struktur Structures	10.6	10.2	10.0	9.7	9.6	9.4	9.3	9.1
b) Kelengkapan pengangkutan Transport equipment	0.3	0.4	0.4	0.4	0.4	0.5	0.5	0.6
c) jentera dan kelengkapan Machinery and equipment	1.1	1.3	1.7	1.9	2.1	2.0	2.0	2.0
d) Aset lain Other assets	0.2	0.2	0.2	0.3	0.3	0.4	0.4	0.4
Jumlah Total	12.2	12.1	12.3	12.3	12.4	12.3	12.3	12.1

Jadual 2.2.2C
Table 2.2.2C
SMB mengikut Jenis Aktiviti Ekonomi dan Jenis Aset pada Harga Malar 2005 - Pembahagian Peratus SMB
NKS by Kind of Economic Activity and Type of Assets at Constant 2005 Price - Percentage Share of NKS

Jenis Aktiviti Ekonomi <i>Kind of Economic Activity</i>	2005	2006	2007	2008	2009	2010	2011 ^e	2012 ^p
5.2.1 Utiliti <i>Utilities</i>								
a) Struktur <i>Structures</i>	7.8	7.4	7.0	6.7	6.5	6.1	5.9	5.6
b) Kelengkapan pengangkutan <i>Transport equipment</i>	0.1	0.1	0.0	0.0	0.0	0.0	0.0	0.0
c) jentera dan kelengkapan <i>Machinery and equipment</i>	0.7	0.8	1.1	1.2	1.3	1.2	1.2	1.2
d) Aset lain <i>Other assets</i>	0.0	0.0	0.0	0.0	0.1	0.0	0.0	0.0
Jumlah <i>Total</i>	8.6	8.4	8.3	8.0	7.8	7.4	7.2	6.9
5.2.2 Perdagangan borong dan runcit, penginapan dan restoran <i>Wholesale and retail trade, accommodation and restaurants</i>								
a) Struktur <i>Structures</i>	2.3	2.3	2.4	2.5	2.6	2.7	2.8	2.9
b) Kelengkapan pengangkutan <i>Transport equipment</i>	0.2	0.2	0.3	0.4	0.4	0.4	0.5	0.5
c) jentera dan kelengkapan <i>Machinery and equipment</i>	0.3	0.3	0.4	0.5	0.5	0.5	0.5	0.4
d) Aset lain <i>Other assets</i>	0.0	0.0	0.0	0.0	0.0	0.0	0.0	0.0
Jumlah <i>Total</i>	2.7	2.9	3.1	3.3	3.5	3.6	3.8	3.9
5.2.3 Perkhidmatan-perkhidmatan lain <i>Other services</i>								
a) Struktur <i>Structures</i>	0.5	0.5	0.5	0.5	0.5	0.5	0.6	0.6
b) Kelengkapan pengangkutan <i>Transport equipment</i>	0.1	0.0	0.0	0.0	0.0	0.0	0.0	0.1
c) jentera dan kelengkapan <i>Machinery and equipment</i>	0.2	0.2	0.2	0.2	0.3	0.3	0.3	0.3
d) Aset lain <i>Other assets</i>	0.2	0.2	0.2	0.2	0.3	0.3	0.4	0.4
Jumlah <i>Total</i>	0.9	0.9	0.9	1.0	1.1	1.2	1.3	1.4
5.3 Perkhidmatan kerajaan <i>Government services</i>								
a) Struktur <i>Structures</i>	23.3	23.6	23.7	24.0	24.4	24.6	24.3	23.8
b) Kelengkapan pengangkutan <i>Transport equipment</i>	0.2	0.2	0.2	0.2	0.2	0.2	0.2	0.3
c) jentera dan kelengkapan <i>Machinery and equipment</i>	2.7	2.8	2.8	2.8	2.6	2.4	2.2	1.9
d) Aset lain <i>Other assets</i>	0.2	0.2	0.3	0.3	0.3	0.3	0.3	0.3
Jumlah <i>Total</i>	26.4	26.8	27.0	27.3	27.6	27.5	27.1	26.3
6. Jumlah SMB <i>Total NKS</i>								
a) Struktur <i>Structures</i>	72.3	71.1	69.6	68.5	67.9	67.0	65.9	64.5
b) Kelengkapan pengangkutan <i>Transport equipment</i>	3.4	3.7	4.2	4.4	4.5	4.9	5.2	5.5
c) jentera dan kelengkapan <i>Machinery and equipment</i>	14.5	14.7	14.9	14.9	14.5	14.4	14.6	14.8
d) Aset lain <i>Other assets</i>	9.7	10.5	11.4	12.3	13.1	13.7	14.3	15.2
Jumlah <i>Total</i>	100.0	100.0	100.0	100.0	100.0	100.0	100.0	100.0

Jadual 2.2.2D
Table
SMB mengikut Jenis Aktiviti Ekonomi dan Jenis Aset pada Harga Malar 2005 - Pembahagian Peratus mengikut Jenis Aset
NKS by Kind of Economic Activity and Type of Assets at Constant 2005 Price - Percentage Share by Type of Assets

Jenis Aktiviti Ekonomi <i>Kind of Economic Activity</i>	2005	2006	2007	2008	2009	2010	2011 ^e	2012 ^p
1. Pertanian <i>Agriculture</i>								
a) Struktur <i>Structures</i>	43.9	43.1	41.4	39.9	38.4	37.4	36.6	36.0
b) Kelengkapan pengangkutan <i>Transport equipment</i>	3.7	3.9	4.1	4.4	4.3	4.6	4.9	5.2
c) jentera dan kelengkapan <i>Machinery and equipment</i>	11.8	11.5	11.6	11.8	12.2	11.6	11.3	11.2
d) Aset lain <i>Other assets</i>	40.6	41.5	42.9	43.9	45.2	46.4	47.2	47.6
Jumlah <i>Total</i>	100.0	100.0	100.0	100.0	100.0	100.0	100.0	100.0
2. Perlombongan dan kuari <i>Mining and quarrying</i>								
a) Struktur <i>Structures</i>	6.2	5.5	4.7	4.0	3.5	3.0	2.7	2.3
b) Kelengkapan pengangkutan <i>Transport equipment</i>	0.2	0.1	0.1	0.0	0.0	0.1	0.1	0.1
c) jentera dan kelengkapan <i>Machinery and equipment</i>	6.5	5.3	5.6	7.1	9.1	11.6	13.4	15.7
d) Aset lain <i>Other assets</i>	87.1	89.1	89.6	88.8	87.4	85.2	83.8	81.9
Jumlah <i>Total</i>	100.0	100.0	100.0	100.0	100.0	100.0	100.0	100.0
3. Pembuatan <i>Manufacturing</i>								
a) Struktur <i>Structures</i>	38.5	38.7	39.9	40.6	42.2	42.3	42.4	42.2
b) Kelengkapan pengangkutan <i>Transport equipment</i>	2.6	2.1	1.8	1.7	1.5	1.4	1.5	1.5
c) jentera dan kelengkapan <i>Machinery and equipment</i>	54.9	54.5	52.6	51.3	49.0	47.8	47.0	46.8
d) Aset lain <i>Other assets</i>	4.0	4.7	5.6	6.4	7.3	8.5	9.2	9.5
Jumlah <i>Total</i>	100.0	100.0	100.0	100.0	100.0	100.0	100.0	100.0
3.1 Makanan, minuman dan tembakau <i>Food, beverages and tobacco</i>								
a) Struktur <i>Structures</i>	48.9	49.0	48.6	48.0	46.0	45.1	44.1	42.2
b) Kelengkapan pengangkutan <i>Transport equipment</i>	5.1	4.2	3.5	3.4	3.0	2.7	2.8	2.7
c) jentera dan kelengkapan <i>Machinery and equipment</i>	44.6	45.1	45.9	46.3	48.5	49.4	50.2	52.4
d) Aset lain <i>Other assets</i>	1.5	1.7	2.0	2.3	2.5	2.8	2.8	2.7
Jumlah <i>Total</i>	100.0	100.0	100.0	100.0	100.0	100.0	100.0	100.0
3.2 Produk tekstil, kulit, kayu, kertas, cetakan dan terbitan <i>Textiles, leather, wood, paper products, printing and publishing</i>								
a) Struktur <i>Structures</i>	54.1	55.4	56.6	56.3	58.7	59.3	58.4	55.4
b) Kelengkapan pengangkutan <i>Transport equipment</i>	4.7	3.9	3.2	2.7	2.3	2.3	2.9	3.0
c) jentera dan kelengkapan <i>Machinery and equipment</i>	40.7	40.2	39.6	40.2	38.1	37.4	37.5	40.3
d) Aset lain <i>Other assets</i>	0.4	0.6	0.6	0.7	0.8	1.1	1.3	1.4
Jumlah <i>Total</i>	100.0	100.0	100.0	100.0	100.0	100.0	100.0	100.0


Jenis Aktiviti Ekonomi <i>Kind of Economic Activity</i>	2005	2006	2007	2008	2009	2010	2011 ^e	2012 ^p
3.3 Produk petroleum, kimia, getah dan plastik <i>Petroleum, chemicals, rubber and plastic products</i>								
a) Struktur <i>Structures</i>	29.3	31.0	33.2	35.0	38.4	38.8	40.4	41.1
b) Kelengkapan pengangkutan <i>Transport equipment</i>	2.1	1.7	1.4	1.2	1.1	1.0	1.1	1.1
c) jentera dan kelengkapan <i>Machinery and equipment</i>	65.4	64.0	62.1	60.6	57.2	56.1	53.9	53.1
d) Aset lain <i>Other assets</i>	3.2	3.3	3.2	3.1	3.3	4.1	4.7	4.6
Jumlah <i>Total</i>	100.0	100.0	100.0	100.0	100.0	100.0	100.0	100.0
3.4 Produk mineral bukan logam, logam asas dan produk logam yang direka <i>Non-metallic mineral products, basic metal and fabricated metal products</i>								
a) Struktur <i>Structures</i>	43.0	45.3	46.2	46.6	47.6	45.5	44.1	44.2
b) Kelengkapan pengangkutan <i>Transport equipment</i>	4.2	3.5	3.8	3.6	3.4	3.0	2.7	2.7
c) jentera dan kelengkapan <i>Machinery and equipment</i>	52.0	50.1	48.7	48.4	47.4	49.2	50.5	49.9
d) Aset lain <i>Other assets</i>	0.8	1.1	1.2	1.4	1.6	2.2	2.7	3.2
Jumlah <i>Total</i>	100.0	100.0	100.0	100.0	100.0	100.0	100.0	100.0
3.5 Elektrik dan elektronik <i>Electrical and electronic</i>								
a) Struktur <i>Structures</i>	33.8	32.8	33.8	34.6	35.8	36.9	37.4	38.3
b) Kelengkapan pengangkutan <i>Transport equipment</i>	0.9	0.7	0.7	0.6	0.5	0.5	0.5	0.6
c) jentera dan kelengkapan <i>Machinery and equipment</i>	58.5	58.4	55.1	52.3	48.9	45.6	44.0	41.9
d) Aset lain <i>Other assets</i>	6.9	8.0	10.4	12.5	14.9	17.0	18.0	19.2
Jumlah <i>Total</i>	100.0	100.0	100.0	100.0	100.0	100.0	100.0	100.0
3.6 Kelengkapan pengangkutan dan pembuatan lain <i>Transport equipment and other manufactures</i>								
a) Struktur <i>Structures</i>	44.1	44.0	45.6	45.7	45.9	45.2	44.1	42.2
b) Kelengkapan pengangkutan <i>Transport equipment</i>	4.6	3.5	2.7	2.4	2.0	1.7	1.5	1.4
c) jentera dan kelengkapan <i>Machinery and equipment</i>	46.8	46.7	46.1	45.3	45.0	44.1	43.9	45.2
d) Aset lain <i>Other assets</i>	4.6	5.8	5.6	6.5	7.0	9.1	10.5	11.1
Jumlah <i>Total</i>	100.0	100.0	100.0	100.0	100.0	100.0	100.0	100.0
4. Pembinaan <i>Construction</i>								
a) Struktur <i>Structures</i>	67.1	63.6	58.7	57.1	54.5	51.5	48.8	46.3
b) Kelengkapan pengangkutan <i>Transport equipment</i>	13.3	13.7	16.1	14.3	15.1	16.3	16.9	17.6
c) jentera dan kelengkapan <i>Machinery and equipment</i>	18.9	21.8	24.3	27.6	29.2	31.0	33.0	34.9
d) Aset lain <i>Other assets</i>	0.7	0.8	0.9	1.0	1.2	1.2	1.3	1.3
Jumlah <i>Total</i>	100.0	100.0	100.0	100.0	100.0	100.0	100.0	100.0

Jenis Aktiviti Ekonomi Kind of Economic Activity	2005	2006	2007	2008	2009	2010	2011 ^e	2012 ^p
5. Perkhidmatan Services								
a) Struktur Structures	88.7	87.4	85.5	84.8	84.3	84.0	83.6	83.1
b) Kelengkapan pengangkutan Transport equipment	3.8	4.4	5.0	5.4	5.7	6.3	6.7	7.3
c) Jentera dan kelengkapan Machinery and equipment	6.9	7.6	8.6	8.8	8.9	8.5	8.5	8.2
d) Aset lain Other assets	0.6	0.7	0.8	1.0	1.1	1.2	1.2	1.3
Jumlah Total	100.0	100.0	100.0	100.0	100.0	100.0	100.0	100.0
5.1 Perkhidmatan perantaraan Intermediate services								
a) Struktur Structures	89.7	87.9	85.3	84.3	83.3	82.1	81.1	79.9
b) Kelengkapan pengangkutan Transport equipment	6.5	7.7	9.3	10.1	10.7	12.1	12.7	13.6
c) Jentera dan kelengkapan Machinery and equipment	3.5	4.1	5.0	5.1	5.5	5.3	5.6	5.9
d) Aset lain Other assets	0.2	0.3	0.4	0.5	0.5	0.5	0.6	0.6
Jumlah Total	100.0	100.0	100.0	100.0	100.0	100.0	100.0	100.0
5.1.1 Pengangkutan, penyimpanan dan komunikasi Transport, storage and communication								
a) Struktur Structures	81.9	78.6	73.8	72.1	70.1	67.9	66.1	64.2
b) Kelengkapan pengangkutan Transport equipment	12.4	14.9	17.9	19.6	20.9	23.4	24.5	26.0
c) Jentera dan kelengkapan Machinery and equipment	5.3	6.0	7.7	7.6	8.2	8.0	8.8	9.3
d) Aset lain Other assets	0.4	0.5	0.6	0.7	0.8	0.7	0.6	0.5
Jumlah Total	100.0	100.0	100.0	100.0	100.0	100.0	100.0	100.0
5.1.2 Kewangan, insurans, hartanah dan perkhidmatan perniagaan Finance, insurance, real estate and business services								
a) Struktur Structures	97.4	97.1	96.9	96.4	96.4	96.4	96.1	95.6
b) Kelengkapan pengangkutan Transport equipment	0.6	0.6	0.6	0.7	0.6	0.8	0.9	1.2
c) Jentera dan kelengkapan Machinery and equipment	1.8	2.1	2.3	2.7	2.7	2.5	2.4	2.4
d) Aset lain Other assets	0.1	0.2	0.2	0.2	0.2	0.4	0.6	0.7
Jumlah Total	100.0	100.0	100.0	100.0	100.0	100.0	100.0	100.0
5.2 Perkhidmatan akhir Final services								
a) Struktur Structures	87.1	84.3	81.2	78.8	77.3	76.4	75.7	75.1
b) Kelengkapan pengangkutan Transport equipment	2.5	3.0	3.1	3.4	3.6	4.1	4.5	5.0
c) Jentera dan kelengkapan Machinery and equipment	8.8	11.1	14.0	15.6	16.5	16.5	16.5	16.3
d) Aset lain Other assets	1.6	1.6	1.6	2.2	2.6	3.0	3.3	3.6
Jumlah Total	100.0	100.0	100.0	100.0	100.0	100.0	100.0	100.0

Jadual 2.2.2D
Table
SMB mengikut Jenis Aktiviti Ekonomi dan Jenis Aset pada Harga Malar 2005 - Pembahagian Peratus mengikut Jenis Aset
NKS by Kind of Economic Activity and Type of Assets at Constant 2005 Price - Percentage Share by Type of Assets

Jenis Aktiviti Ekonomi <i>Kind of Economic Activity</i>	2005	2006	2007	2008	2009	2010	2011 ^e	2012 ^p
5.2.1 Utiliti <i>Utilities</i>								
a) Struktur <i>Structures</i>	91.3	88.6	85.3	83.8	83.0	82.5	81.9	81.7
b) Kelengkapan pengangkutan <i>Transport equipment</i>	0.8	0.9	0.5	0.4	0.3	0.3	0.2	0.2
c) jentera dan kelengkapan <i>Machinery and equipment</i>	7.6	10.1	13.7	15.3	16.0	16.6	17.2	17.5
d) Aset lain <i>Other assets</i>	0.3	0.4	0.5	0.6	0.7	0.7	0.6	0.6
Jumlah <i>Total</i>	100.0	100.0	100.0	100.0	100.0	100.0	100.0	100.0
5.2.2 Perdagangan borong dan runcit, penginapan dan restoran <i>Wholesale and retail trade, accommodation and restaurants</i>								
a) Struktur <i>Structures</i>	83.7	80.2	77.7	75.4	74.4	74.4	74.7	74.7
b) Kelengkapan pengangkutan <i>Transport equipment</i>	6.6	8.4	9.8	10.9	11.3	12.3	12.9	13.7
c) Jentera dan kelengkapan <i>Machinery and equipment</i>	9.6	11.2	12.4	13.6	14.2	13.1	12.1	11.4
d) Aset lain <i>Other assets</i>	0.1	0.2	0.2	0.2	0.2	0.2	0.2	0.2
Jumlah <i>Total</i>	100.0	100.0	100.0	100.0	100.0	100.0	100.0	100.0
5.2.3 Perkhidmatan-perkhidmatan lain <i>Other services</i>								
a) Struktur <i>Structures</i>	57.6	57.5	56.7	49.8	46.4	44.7	43.5	42.9
b) Kelengkapan pengangkutan <i>Transport equipment</i>	6.9	5.4	3.8	3.1	2.3	3.0	3.4	3.9
c) Jentera dan kelengkapan <i>Machinery and equipment</i>	17.3	19.7	22.6	25.2	27.7	26.4	25.6	24.6
d) Aset lain <i>Other assets</i>	18.2	17.4	16.8	21.8	23.6	26.0	27.6	28.7
Jumlah <i>Total</i>	100.0	100.0	100.0	100.0	100.0	100.0	100.0	100.0
5.3 Perkhidmatan kerajaan <i>Government services</i>								
a) Struktur <i>Structures</i>	88.2	88.1	87.8	87.9	88.6	89.4	90.0	90.6
b) Kelengkapan pengangkutan <i>Transport equipment</i>	0.9	0.8	0.8	0.8	0.7	0.7	0.8	1.1
c) Jentera dan kelengkapan <i>Machinery and equipment</i>	10.3	10.3	10.4	10.1	9.4	8.7	8.2	7.3
d) Aset lain <i>Other assets</i>	0.7	0.8	1.0	1.1	1.2	1.1	1.1	1.1
Jumlah <i>Total</i>	100.0	100.0	100.0	100.0	100.0	100.0	100.0	100.0
6. Jumlah SMB <i>Total NKS</i>								
a) Struktur <i>Structures</i>	72.3	71.1	69.6	68.5	67.9	67.0	65.9	64.5
b) Kelengkapan pengangkutan <i>Transport equipment</i>	3.4	3.7	4.2	4.4	4.5	4.9	5.2	5.5
c) Jentera dan kelengkapan <i>Machinery and equipment</i>	14.5	14.7	14.9	14.9	14.5	14.4	14.6	14.8
d) Aset lain <i>Other assets</i>	9.7	10.5	11.4	12.3	13.1	13.7	14.3	15.2
Jumlah <i>Total</i>	100.0	100.0	100.0	100.0	100.0	100.0	100.0	100.0

Stok Modal Produktif
Productive Capital Stock



Jadual 3.1.2A
Table
SMP mengikut Jenis Aktiviti Ekonomi dan Jenis Aset pada Harga Semasa - RM Juta - Nilai Akhir Tahun
PKS by Kind of Economic Activity and Type of Assets at Current Prices - RM Million - End Year Value

Jenis Aktiviti Ekonomi <i>Kind of Economic Activity</i>	2005	2006	2007	2008	2009	2010	2011 ^e	2012 ^p
1. Pertanian <i>Agriculture</i>								
a) Struktur <i>Structures</i>	15,089	15,779	16,721	17,379	18,919	20,855	23,585	22,210
b) Kelengkapan pengangkutan <i>Transport equipment</i>	1,460	1,489	1,555	1,660	1,746	1,961	2,211	2,516
c) jentera dan kelengkapan <i>Machinery and equipment</i>	4,005	4,149	4,407	4,717	5,125	5,212	5,362	5,616
d) Aset lain <i>Other assets</i>	14,060	15,248	16,403	20,934	19,835	22,099	25,957	28,304
Jumlah <i>Total</i>	34,613	36,666	39,086	44,690	45,626	50,126	57,115	58,646
2. Perlombongan dan kuari <i>Mining and quarrying</i>								
a) Struktur <i>Structures</i>	7,464	7,677	7,974	8,104	8,646	9,304	10,219	9,122
b) Kelengkapan pengangkutan <i>Transport equipment</i>	258	212	161	114	76	265	255	243
c) jentera dan kelengkapan <i>Machinery and equipment</i>	9,546	8,858	9,906	13,311	18,313	25,508	32,485	43,823
d) Aset lain <i>Other assets</i>	98,761	123,084	162,625	188,894	217,078	227,168	280,446	315,522
Jumlah <i>Total</i>	116,028	139,830	180,665	210,424	244,113	262,246	323,405	368,710
3. Pembuatan <i>Manufacturing</i>								
a) Struktur <i>Structures</i>	80,144	86,554	94,071	101,890	111,777	125,509	145,704	149,893
b) Kelengkapan pengangkutan <i>Transport equipment</i>	7,034	6,289	5,590	5,136	4,580	4,244	4,405	4,553
c) jentera dan kelengkapan <i>Machinery and equipment</i>	136,294	142,353	140,550	142,134	136,390	135,921	137,610	142,454
d) Aset lain <i>Other assets</i>	9,388	11,563	13,750	16,222	18,283	21,686	25,727	29,088
Jumlah <i>Total</i>	232,860	246,760	253,961	265,381	271,031	287,361	313,446	325,988
3.1 Makanan, minuman dan tembakau <i>Food, beverages and tobacco</i>								
a) Struktur <i>Structures</i>	7,790	8,379	9,060	10,016	11,025	12,297	14,399	14,814
b) Kelengkapan pengangkutan <i>Transport equipment</i>	1,009	918	818	815	763	734	792	824
c) jentera dan kelengkapan <i>Machinery and equipment</i>	8,115	8,678	9,187	10,051	11,149	11,901	13,033	14,827
d) Aset lain <i>Other assets</i>	269	321	387	483	565	653	759	845
Jumlah <i>Total</i>	17,183	18,297	19,452	21,365	23,503	25,585	28,983	31,310
3.2 Produk tekstil, kulit, kayu, kertas, cetakan dan terbitan <i>Textiles, leather, wood, paper products, printing and publishing</i>								
a) Struktur <i>Structures</i>	15,501	16,193	17,178	17,838	19,366	20,825	22,903	22,284
b) Kelengkapan pengangkutan <i>Transport equipment</i>	1,771	1,528	1,258	1,049	861	777	886	918
c) jentera dan kelengkapan <i>Machinery and equipment</i>	14,616	14,231	13,694	13,699	12,809	12,186	11,940	12,649
d) Aset lain <i>Other assets</i>	130	170	193	226	252	306	369	422
Jumlah <i>Total</i>	32,018	32,122	32,323	32,813	33,287	34,094	36,098	36,273

Jadual 3.1.2A
Table
SMP mengikut Jenis Aktiviti Ekonomi dan Jenis Aset pada Harga Semasa - RM Juta - Nilai Akhir Tahun
PKS by Kind of Economic Activity and Type of Assets at Current Prices - RM Million - End Year Value

Jenis Aktiviti Ekonomi <i>Kind of Economic Activity</i>	2005	2006	2007	2008	2009	2010	2011 ^e	2012 ^p
3.3 Produk petroleum, kimia, getah dan plastik <i>Petroleum, chemicals, rubber and plastic products</i>								
a) Struktur <i>Structures</i>	13,954	15,590	17,981	20,537	23,124	26,543	31,912	35,341
b) Kelengkapan pengangkutan <i>Transport equipment</i>	1,213	1,091	963	873	783	731	741	844
c) Jentera dan kelengkapan <i>Machinery and equipment</i>	34,098	35,539	36,462	38,143	36,112	36,803	36,956	40,109
d) Aset lain <i>Other assets</i>	1,473	1,647	1,753	1,887	1,984	2,491	3,069	3,562
Jumlah <i>Total</i>	50,737	53,866	57,159	61,440	62,004	66,568	72,678	79,856
3.4 Produk mineral bukan logam, logam asas dan produk logam yang direka <i>Non-metallic mineral products, basic metal and fabricated metal products</i>								
a) Struktur <i>Structures</i>	9,525	10,265	10,867	12,273	13,641	15,499	18,018	18,321
b) Kelengkapan pengangkutan <i>Transport equipment</i>	1,156	1,035	1,054	1,055	1,021	984	968	958
c) Jentera dan kelengkapan <i>Machinery and equipment</i>	14,103	13,744	13,196	13,925	13,842	15,129	16,438	16,831
d) Aset lain <i>Other assets</i>	205	267	299	365	421	609	815	1,005
Jumlah <i>Total</i>	24,989	25,311	25,416	27,618	28,925	32,220	36,240	37,115
3.5 Elektrik dan elektronik <i>Electrical and electronic</i>								
a) Struktur <i>Structures</i>	26,163	28,280	30,445	32,230	34,457	39,228	45,905	46,537
b) Kelengkapan pengangkutan <i>Transport equipment</i>	906	856	773	701	582	535	584	594
c) Jentera dan kelengkapan <i>Machinery and equipment</i>	56,123	60,232	58,002	56,156	51,889	49,315	48,452	46,473
d) Aset lain <i>Other assets</i>	6,434	8,001	9,939	11,872	13,497	15,659	18,284	20,422
Jumlah <i>Total</i>	89,626	97,370	99,159	100,959	100,425	104,737	113,225	114,026
3.6 Kelengkapan pengangkutan dan pembuatan lain <i>Transport equipment and other manufactures</i>								
a) Struktur <i>Structures</i>	7,211	7,848	8,539	8,996	10,164	11,119	12,566	12,596
b) Kelengkapan pengangkutan <i>Transport equipment</i>	979	861	724	642	570	483	435	415
c) Jentera dan kelengkapan <i>Machinery and equipment</i>	9,240	9,930	10,009	10,160	10,590	10,586	10,790	11,566
d) Aset lain <i>Other assets</i>	877	1,157	1,179	1,389	1,563	1,969	2,432	2,833
Jumlah <i>Total</i>	18,307	19,795	20,451	21,186	22,887	24,157	26,222	27,410
4. Pembinaan <i>Construction</i>								
a) Struktur <i>Structures</i>	7,892	8,382	9,166	9,822	10,314	11,331	12,814	13,065
b) Kelengkapan pengangkutan <i>Transport equipment</i>	1,832	2,011	2,515	2,470	2,618	2,978	3,365	3,834
c) Jentera dan kelengkapan <i>Machinery and equipment</i>	2,864	3,261	3,838	4,569	4,984	5,585	6,322	7,298
d) Aset lain <i>Other assets</i>	92	118	143	171	195	226	265	296
Jumlah <i>Total</i>	12,680	13,772	15,662	17,033	18,110	20,121	22,766	24,493

Jadual 3.1.2A
Table
SMP mengikut Jenis Aktiviti Ekonomi dan Jenis Aset pada Harga Semasa - RM Juta - Nilai Akhir Tahun
PKS by Kind of Economic Activity and Type of Assets at Current Prices - RM Million - End Year Value

Jenis Aktiviti Ekonomi <i>Kind of Economic Activity</i>	2005	2006	2007	2008	2009	2010	2011 ^e	2012 ^p
5. Perkhidmatan <i>Services</i>								
a) Struktur <i>Structures</i>	836,694	898,604	976,805	1,043,862	1,167,789	1,308,409	1,482,582	1,440,894
b) Kelengkapan pengangkutan <i>Transport equipment</i>	51,105	54,906	61,516	66,735	72,071	82,531	91,578	103,982
c) jentera dan kelengkapan <i>Machinery and equipment</i>	78,170	89,198	104,542	113,425	120,968	122,008	125,239	128,007
d) Aset lain <i>Other assets</i>	6,899	8,491	10,306	13,102	15,149	16,820	19,048	21,257
Jumlah <i>Total</i>	972,869	1,051,199	1,153,169	1,237,124	1,375,977	1,529,768	1,718,447	1,694,140
5.1 Perkhidmatan perantaraan <i>Intermediate services</i>								
a) Struktur <i>Structures</i>	402,673	426,199	455,976	478,898	528,145	583,527	655,776	641,137
b) Kelengkapan pengangkutan <i>Transport equipment</i>	41,269	44,710	51,055	55,072	59,767	68,792	76,177	85,509
c) jentera dan kelengkapan <i>Machinery and equipment</i>	19,620	23,061	29,132	31,397	34,012	33,269	34,963	38,327
d) Aset lain <i>Other assets</i>	1,314	1,788	2,154	2,566	2,911	3,347	3,882	4,312
Jumlah <i>Total</i>	464,877	495,757	538,317	567,932	624,836	688,936	770,798	769,285
5.1.1 Pengangkutan, penyimpanan dan komunikasi <i>Transport, storage and communication</i>								
a) Struktur <i>Structures</i>	169,269	175,845	184,338	189,155	207,660	229,367	255,212	228,316
b) Kelengkapan pengangkutan <i>Transport equipment</i>	39,567	42,964	49,337	53,020	57,800	66,462	73,361	81,820
c) jentera dan kelengkapan <i>Machinery and equipment</i>	14,202	16,632	21,800	22,906	25,184	25,104	27,069	29,966
d) Aset lain <i>Other assets</i>	992	1,375	1,653	1,966	2,228	2,163	2,159	2,079
Jumlah <i>Total</i>	224,029	236,815	257,128	267,047	292,872	323,096	357,802	342,181
5.1.2 Kewangan, insurans, hartanah dan perkhidmatan perniagaan <i>Finance, insurance, real estate and business services</i>								
a) Struktur <i>Structures</i>	233,404	250,354	271,637	289,743	320,485	354,161	400,564	412,821
b) Kelengkapan pengangkutan <i>Transport equipment</i>	1,702	1,746	1,719	2,052	1,968	2,331	2,816	3,689
c) jentera dan kelengkapan <i>Machinery and equipment</i>	5,418	6,429	7,332	8,491	8,828	8,165	7,894	8,361
d) Aset lain <i>Other assets</i>	323	413	501	600	683	1,184	1,723	2,234
Jumlah <i>Total</i>	240,847	258,942	281,189	300,885	331,964	365,840	412,997	427,104
5.2 Perkhidmatan akhir <i>Final services</i>								
a) Struktur <i>Structures</i>	145,417	154,192	167,380	177,491	197,556	220,310	250,613	240,175
b) Kelengkapan pengangkutan <i>Transport equipment</i>	5,310	6,052	6,510	7,478	8,281	9,681	11,001	12,604
c) jentera dan kelengkapan <i>Machinery and equipment</i>	16,494	20,938	27,250	32,119	36,716	39,307	41,916	44,317
d) Aset lain <i>Other assets</i>	2,957	3,292	3,705	4,871	5,877	6,994	8,339	9,697
Jumlah <i>Total</i>	170,178	184,474	204,845	221,959	248,430	276,292	311,869	306,793

Jadual 3.1.2A
Table
SMP mengikut Jenis Aktiviti Ekonomi dan Jenis Aset pada Harga Semasa - RM Juta - Nilai Akhir Tahun
PKS by Kind of Economic Activity and Type of Assets at Current Prices - RM Million - End Year Value

Jenis Aktiviti Ekonomi <i>Kind of Economic Activity</i>	2005	2006	2007	2008	2009	2010	2011 ^e	2012 ^p
5.2.1 Utiliti <i>Utilities</i>								
a) Struktur <i>Structures</i>	106,728	111,441	118,867	123,895	135,538	148,132	164,743	148,459
b) Kelengkapan pengangkutan <i>Transport equipment</i>	1,011	1,209	884	759	627	535	457	422
c) jentera dan kelengkapan <i>Machinery and equipment</i>	9,693	12,611	17,123	19,934	22,082	23,669	25,334	26,602
d) Aset lain <i>Other assets</i>	406	546	686	841	973	1,002	1,060	1,084
Jumlah <i>Total</i>	117,837	125,807	137,560	145,429	159,220	173,338	191,594	176,568
5.2.2 Perdagangan borong dan runcit, penginapan dan restoran <i>Wholesale and retail trade, accommodation and restaurants</i>								
a) Struktur <i>Structures</i>	31,593	35,117	39,878	44,760	51,788	60,152	71,586	76,657
b) Kelengkapan pengangkutan <i>Transport equipment</i>	3,226	3,911	4,855	6,043	7,079	8,454	9,720	11,158
c) jentera dan kelengkapan <i>Machinery and equipment</i>	4,417	5,482	6,632	7,949	9,183	9,504	9,837	10,297
d) Aset lain <i>Other assets</i>	59	75	91	109	124	144	168	187
Jumlah <i>Total</i>	39,295	44,585	51,456	58,861	68,174	78,254	91,311	98,299
5.2.3 Perkhidmatan-perkhidmatan lain <i>Other services</i>								
a) Struktur <i>Structures</i>	7,097	7,634	8,635	8,836	10,230	12,026	14,284	15,059
b) Kelengkapan pengangkutan <i>Transport equipment</i>	1,073	933	771	676	575	692	823	1,024
c) jentera dan kelengkapan <i>Machinery and equipment</i>	2,384	2,844	3,495	4,236	5,452	6,134	6,745	7,418
d) Aset lain <i>Other assets</i>	2,492	2,671	2,928	3,921	4,780	5,848	7,112	8,426
Jumlah <i>Total</i>	13,046	14,082	15,829	17,669	21,037	24,700	28,964	31,926
5.3 Perkhidmatan kerajaan <i>Government services</i>								
a) Struktur <i>Structures</i>	288,603	318,212	353,449	387,473	442,088	504,572	576,193	559,583
b) Kelengkapan pengangkutan <i>Transport equipment</i>	4,526	4,143	3,951	4,185	4,022	4,057	4,400	5,869
c) jentera dan kelengkapan <i>Machinery and equipment</i>	42,056	45,200	48,160	49,909	50,239	49,432	48,360	45,363
d) Aset lain <i>Other assets</i>	2,628	3,412	4,447	5,666	6,361	6,479	6,827	7,248
Jumlah <i>Total</i>	337,814	370,967	410,007	447,232	502,711	564,540	635,780	618,062
6. Jumlah SMP <i>Total PKS</i>								
a) Struktur <i>Structures</i>	947,281	1,016,996	1,104,736	1,181,057	1,317,446	1,475,409	1,674,904	1,635,184
b) Kelengkapan pengangkutan <i>Transport equipment</i>	61,688	64,907	71,336	76,115	81,091	91,979	101,814	115,128
c) jentera dan kelengkapan <i>Machinery and equipment</i>	230,880	247,820	263,243	278,156	285,780	294,235	307,018	327,198
d) Aset lain <i>Other assets</i>	129,200	158,504	203,226	239,323	270,541	287,999	351,442	394,467
Jumlah <i>Total</i>	1,369,050	1,488,226	1,642,542	1,774,652	1,954,857	2,149,622	2,435,178	2,471,977

Jadual 3.1.2B
Table

SMP mengikut Jenis Aktiviti Ekonomi dan Jenis Aset pada Harga Semasa - Perubahan Peratusan Tahunan
PKS by Kind of Economic Activity and Type of Assets at Current Prices - Annual Percentage Change

Jenis Aktiviti Ekonomi Kind of Economic Activity	2005	2006	2007	2008	2009	2010	2011 ^e	2012 ^p
1. Pertanian <i>Agriculture</i>								
a) Struktur <i>Structures</i>	4.9	4.6	6.0	3.9	8.9	10.2	13.1	-5.8
b) Kelengkapan pengangkutan <i>Transport equipment</i>	-3.7	2.0	4.4	6.8	5.2	12.3	12.8	13.8
c) jentera dan kelengkapan <i>Machinery and equipment</i>	6.1	3.6	6.2	7.0	8.7	1.7	2.9	4.7
d) Aset lain <i>Other assets</i>	-7.2	8.5	7.6	27.6	-5.2	11.4	17.5	9.0
Jumlah <i>Total</i>	-0.6	5.9	6.6	14.3	2.1	9.9	13.9	2.7
2. Perlombongan dan kuari <i>Mining and quarrying</i>								
a) Struktur <i>Structures</i>	1.7	2.9	3.9	1.6	6.7	7.6	9.8	-10.7
b) Kelengkapan pengangkutan <i>Transport equipment</i>	-12.6	-17.8	-24.0	-28.9	-33.4	248.0	-3.9	-4.5
c) jentera dan kelengkapan <i>Machinery and equipment</i>	4.9	-7.2	11.8	34.4	37.6	39.3	27.4	34.9
d) Aset lain <i>Other assets</i>	34.8	24.6	32.1	16.2	14.9	4.6	23.5	12.5
Jumlah <i>Total</i>	28.9	20.5	29.2	16.5	16.0	7.4	23.3	14.0
3. Pembuatan <i>Manufacturing</i>								
a) Struktur <i>Structures</i>	8.3	8.0	8.7	8.3	9.7	12.3	16.1	2.9
b) Kelengkapan pengangkutan <i>Transport equipment</i>	-6.2	-10.6	-11.1	-8.1	-10.8	-7.3	3.8	3.4
c) jentera dan kelengkapan <i>Machinery and equipment</i>	4.9	4.4	-1.3	1.1	-4.0	-0.3	1.2	3.5
d) Aset lain <i>Other assets</i>	29.4	23.2	18.9	18.0	12.7	18.6	18.6	13.1
Jumlah <i>Total</i>	6.5	6.0	2.9	4.5	2.1	6.0	9.1	4.0
3.1 Makanan, minuman dan tembakau <i>Food, beverages and tobacco</i>								
a) Struktur <i>Structures</i>	9.7	7.6	8.1	10.5	10.1	11.5	17.1	2.9
b) Kelengkapan pengangkutan <i>Transport equipment</i>	-1.5	-9.1	-10.9	-0.4	-6.3	-3.9	7.9	4.1
c) jentera dan kelengkapan <i>Machinery and equipment</i>	13.2	6.9	5.9	9.4	10.9	6.8	9.5	13.8
d) Aset lain <i>Other assets</i>	11.3	19.5	20.4	24.8	17.1	15.4	16.3	11.3
Jumlah <i>Total</i>	10.6	6.5	6.3	9.8	10.0	8.9	13.3	8.0
3.2 Produk tekstil, kulit, kayu, kertas, cetakan dan terbitan <i>Textiles, leather, wood, paper products, printing and publishing</i>								
a) Struktur <i>Structures</i>	4.9	4.5	6.1	3.8	8.6	7.5	10.0	-2.7
b) Kelengkapan pengangkutan <i>Transport equipment</i>	-8.1	-13.7	-17.7	-16.6	-18.0	-9.7	14.0	3.6
c) jentera dan kelengkapan <i>Machinery and equipment</i>	0.5	-2.6	-3.8	0.0	-6.5	-4.9	-2.0	5.9
d) Aset lain <i>Other assets</i>	32.2	30.4	13.8	16.7	11.9	21.3	20.5	14.4
Jumlah <i>Total</i>	2.2	0.3	0.6	1.5	1.4	2.4	5.9	0.5

Jadual **3.1.2B**
Table

SMP mengikut Jenis Aktiviti Ekonomi dan Jenis Aset pada Harga Semasa - Perubahan Peratusan Tahunan
PKS by Kind of Economic Activity and Type of Assets at Current Prices - Annual Percentage Change

Jenis Aktiviti Ekonomi <i>Kind of Economic Activity</i>	2005	2006	2007	2008	2009	2010	2011 ^e	2012 ^p
3.3 Produk petroleum, kimia, getah dan plastik <i>Petroleum, chemicals, rubber and plastic products</i>								
a) Struktur <i>Structures</i>	12.0	11.7	15.3	14.2	12.6	14.8	20.2	10.7
b) Kelengkapan pengangkutan <i>Transport equipment</i>	-3.7	-10.1	-11.7	-9.4	-10.3	-6.6	1.3	13.9
c) Jentera dan kelengkapan <i>Machinery and equipment</i>	0.3	4.2	2.6	4.6	-5.3	1.9	0.4	8.5
d) Aset lain <i>Other assets</i>	119.9	11.8	6.4	7.7	5.1	25.5	23.2	16.1
Jumlah <i>Total</i>	4.8	6.2	6.1	7.5	0.9	7.4	9.2	9.9
3.4 Produk mineral bukan logam, logam asas dan produk logam yang direka <i>Non-metallic mineral products, basic metal and fabricated metal products</i>								
a) Struktur <i>Structures</i>	8.4	7.8	5.9	12.9	11.1	13.6	16.3	1.7
b) Kelengkapan pengangkutan <i>Transport equipment</i>	-5.6	-10.4	1.8	0.2	-3.3	-3.6	-1.6	-1.0
c) Jentera dan kelengkapan <i>Machinery and equipment</i>	7.2	-2.5	-4.0	5.5	-0.6	9.3	8.7	2.4
d) Aset lain <i>Other assets</i>	17.1	30.4	11.8	22.1	15.4	44.5	33.9	23.3
Jumlah <i>Total</i>	7.0	1.3	0.4	8.7	4.7	11.4	12.5	2.4
3.5 Elektrik dan elektronik <i>Electrical and electronic</i>								
a) Struktur <i>Structures</i>	9.1	8.1	7.7	5.9	6.9	13.8	17.0	1.4
b) Kelengkapan pengangkutan <i>Transport equipment</i>	-8.2	-5.5	-9.8	-9.3	-16.9	-8.1	9.1	1.8
c) Jentera dan kelengkapan <i>Machinery and equipment</i>	6.9	7.3	-3.7	-3.2	-7.6	-5.0	-1.8	-4.1
d) Aset lain <i>Other assets</i>	18.0	24.4	24.2	19.5	13.7	16.0	16.8	11.7
Jumlah <i>Total</i>	8.1	8.6	1.8	1.8	-0.5	4.3	8.1	0.7
3.6 Kelengkapan pengangkutan dan pembuatan lain <i>Transport equipment and other manufactures</i>								
a) Struktur <i>Structures</i>	4.2	8.8	8.8	5.4	13.0	9.4	13.0	0.2
b) Kelengkapan pengangkutan <i>Transport equipment</i>	-8.9	-12.1	-15.8	-11.3	-11.3	-15.2	-10.0	-4.6
c) Jentera dan kelengkapan <i>Machinery and equipment</i>	8.5	7.5	0.8	1.5	4.2	0.0	1.9	7.2
d) Aset lain <i>Other assets</i>	42.1	31.8	1.9	17.7	12.6	25.9	23.5	16.5
Jumlah <i>Total</i>	6.9	8.1	3.3	3.6	8.0	5.5	8.6	4.5
4. Pembinaan <i>Construction</i>								
a) Struktur <i>Structures</i>	15.2	6.2	9.4	7.2	5.0	9.9	13.1	2.0
b) Kelengkapan pengangkutan <i>Transport equipment</i>	-1.6	9.8	25.0	-1.8	6.0	13.8	13.0	13.9
c) Jentera dan kelengkapan <i>Machinery and equipment</i>	-3.7	13.9	17.7	19.0	9.1	12.1	13.2	15.4
d) Aset lain <i>Other assets</i>	16.7	27.9	21.3	19.7	13.9	16.2	16.9	11.8
Jumlah <i>Total</i>	7.8	8.6	13.7	8.8	6.3	11.1	13.1	7.6

Jadual **3.1.2B**
Table

SMP mengikut Jenis Aktiviti Ekonomi dan Jenis Aset pada Harga Semasa - Perubahan Peratusan Tahunan
PKS by Kind of Economic Activity and Type of Assets at Current Prices - Annual Percentage Change

Jenis Aktiviti Ekonomi Kind of Economic Activity	2005	2006	2007	2008	2009	2010	2011 ^e	2012 ^p
5. Perkhidmatan Services								
a) Struktur Structures	6.3	7.4	8.7	6.9	11.9	12.0	13.3	-2.8
b) Kelengkapan pengangkutan Transport equipment	-3.1	7.4	12.0	8.5	8.0	14.5	11.0	13.5
c) jentera dan kelengkapan Machinery and equipment	22.1	14.1	17.2	8.5	6.6	0.9	2.6	2.2
d) Aset lain Other assets	17.5	23.1	21.4	27.1	15.6	11.0	13.2	11.6
Jumlah Total	6.9	8.1	9.7	7.3	11.2	11.2	12.3	-1.4
5.1 Perkhidmatan perantara Intermediate services								
a) Struktur Structures	4.9	5.8	7.0	5.0	10.3	10.5	12.4	-2.2
b) Kelengkapan pengangkutan Transport equipment	-2.7	8.3	14.2	7.9	8.5	15.1	10.7	12.3
c) jentera dan kelengkapan Machinery and equipment	38.6	17.5	26.3	7.8	8.3	-2.2	5.1	9.6
d) Aset lain Other assets	12.4	36.0	20.5	19.1	13.5	15.0	16.0	11.1
Jumlah Total	5.3	6.6	8.6	5.5	10.0	10.3	11.9	-0.2
5.1.1 Pengangkutan, penyimpanan dan komunikasi Transport, storage and communication								
a) Struktur Structures	2.7	3.9	4.8	2.6	9.8	10.5	11.3	-10.5
b) Kelengkapan pengangkutan Transport equipment	-3.7	8.6	14.8	7.5	9.0	15.0	10.4	11.5
c) jentera dan kelengkapan Machinery and equipment	50.3	17.1	31.1	5.1	9.9	-0.3	7.8	10.7
d) Aset lain Other assets	11.1	38.6	20.2	18.9	13.3	-2.9	-0.2	-3.7
Jumlah Total	3.6	5.7	8.6	3.9	9.7	10.3	10.7	-4.4
5.1.2 Kewangan, insurans, hartanah dan perkhidmatan perniagaan Finance, insurance, real estate and business services								
a) Struktur Structures	6.6	7.3	8.5	6.7	10.6	10.5	13.1	3.1
b) Kelengkapan pengangkutan Transport equipment	27.7	2.6	-1.6	19.4	-4.1	18.4	20.8	31.0
c) jentera dan kelengkapan Machinery and equipment	15.3	18.7	14.1	15.8	4.0	-7.5	-3.3	5.9
d) Aset lain Other assets	16.7	27.9	21.3	19.7	13.9	73.3	45.5	29.7
Jumlah Total	6.9	7.5	8.6	7.0	10.3	10.2	12.9	3.4
5.2 Perkhidmatan akhir Final services								
a) Struktur Structures	6.6	6.0	8.6	6.0	11.3	11.5	13.8	-4.2
b) Kelengkapan pengangkutan Transport equipment	2.9	14.0	7.6	14.9	10.7	16.9	13.6	14.6
c) jentera dan kelengkapan Machinery and equipment	56.0	26.9	30.1	17.9	14.3	7.1	6.6	5.7
d) Aset lain Other assets	9.9	11.3	12.5	31.5	20.7	19.0	19.2	16.3
Jumlah Total	9.9	8.4	11.0	8.4	11.9	11.2	12.9	-1.6

Jadual 3.1.2B
Table

SMP mengikut Jenis Aktiviti Ekonomi dan Jenis Aset pada Harga Semasa - Perubahan Peratusan Tahunan
PKS by Kind of Economic Activity and Type of Assets at Current Prices - Annual Percentage Change

Jenis Aktiviti Ekonomi Kind of Economic Activity	2005	2006	2007	2008	2009	2010	2011 ^e	2012 ^p
5.2.1 Utiliti <i>Utilities</i>								
a) Struktur <i>Structures</i>	5.5	4.4	6.7	4.2	9.4	9.3	11.2	-9.9
b) Kelengkapan pengangkutan <i>Transport equipment</i>	-7.5	19.6	-26.8	-14.2	-17.4	-14.7	-14.6	-7.7
c) jentera dan kelengkapan <i>Machinery and equipment</i>	65.0	30.1	35.8	16.4	10.8	7.2	7.0	5.0
d) Aset lain <i>Other assets</i>	-0.2	34.5	25.6	22.6	15.7	3.0	5.8	2.3
Jumlah <i>Total</i>	8.6	6.8	9.3	5.7	9.5	8.9	10.5	-7.8
5.2.2 Perdagangan borong dan runcit, penginapan dan restoran <i>Wholesale and retail trade, accommodation and restaurants</i>								
a) Struktur <i>Structures</i>	10.2	11.2	13.6	12.2	15.7	16.1	19.0	7.1
b) Kelengkapan pengangkutan <i>Transport equipment</i>	10.8	21.2	24.1	24.5	17.1	19.4	15.0	14.8
c) Jentera dan kelengkapan <i>Machinery and equipment</i>	36.9	24.1	21.0	19.8	15.5	3.5	3.5	4.7
d) Aset lain <i>Other assets</i>	16.7	27.9	21.3	19.7	13.9	15.9	16.6	11.6
Jumlah <i>Total</i>	12.8	13.5	15.4	14.4	15.8	14.8	16.7	7.7
5.2.3 Perkhidmatan-perkhidmatan lain <i>Other services</i>								
a) Struktur <i>Structures</i>	8.3	7.6	13.1	2.3	15.8	17.6	18.8	5.4
b) Kelengkapan pengangkutan <i>Transport equipment</i>	-7.0	-13.1	-17.4	-12.3	-15.0	20.4	18.9	24.3
c) Jentera dan kelengkapan <i>Machinery and equipment</i>	61.4	19.3	22.9	21.2	28.7	12.5	10.0	10.0
d) Aset lain <i>Other assets</i>	11.6	7.2	9.6	33.9	21.9	22.3	21.6	18.5
Jumlah <i>Total</i>	14.3	7.9	12.4	11.6	19.1	17.4	17.3	10.2
5.3 Perkhidmatan kerajaan <i>Government services</i>								
a) Struktur <i>Structures</i>	8.1	10.3	11.1	9.6	14.1	14.1	14.2	-2.9
b) Kelengkapan pengangkutan <i>Transport equipment</i>	-12.7	-8.5	-4.7	5.9	-3.9	0.9	8.5	33.4
c) Jentera dan kelengkapan <i>Machinery and equipment</i>	7.0	7.5	6.5	3.6	0.7	-1.6	-2.2	-6.2
d) Aset lain <i>Other assets</i>	30.6	29.8	30.4	27.4	12.3	1.9	5.4	6.2
Jumlah <i>Total</i>	7.7	9.8	10.5	9.1	12.4	12.3	12.6	-2.8
6. Jumlah SMP <i>Total PKS</i>								
a) Struktur <i>Structures</i>	6.5	7.4	8.6	6.9	11.5	12.0	13.5	-2.4
b) Kelengkapan pengangkutan <i>Transport equipment</i>	-3.5	5.2	9.9	6.7	6.5	13.4	10.7	13.1
c) Jentera dan kelengkapan <i>Machinery and equipment</i>	10.1	7.3	6.2	5.7	2.7	3.0	4.3	6.6
d) Aset lain <i>Other assets</i>	27.2	22.7	28.2	17.8	13.0	6.5	22.0	12.2
Jumlah <i>Total</i>	8.2	8.7	10.4	8.0	10.2	10.0	13.3	1.5

Jadual **3.1.2C**
Table

SMP mengikut Jenis Aktiviti Ekonomi dan Jenis Aset pada Harga Semasa - Pembahagian Peratus SMP
PKS by Kind of Economic Activity and Type of Assets at Current Prices - Percentage Share of PKS

Jenis Aktiviti Ekonomi <i>Kind of Economic Activity</i>	2005	2006	2007	2008	2009	2010	2011 ^e	2012 ^p
1. Pertanian <i>Agriculture</i>								
a) Struktur <i>Structures</i>	1.1	1.1	1.0	1.0	1.0	1.0	1.0	0.9
b) Kelengkapan pengangkutan <i>Transport equipment</i>	0.1	0.1	0.1	0.1	0.1	0.1	0.1	0.1
c) jentera dan kelengkapan <i>Machinery and equipment</i>	0.3	0.3	0.3	0.3	0.3	0.2	0.2	0.2
d) Aset lain <i>Other assets</i>	1.0	1.0	1.0	1.2	1.0	1.0	1.1	1.1
Jumlah <i>Total</i>	2.5	2.5	2.4	2.5	2.3	2.3	2.3	2.4
2. Perlombongan dan kuari <i>Mining and quarrying</i>								
a) Struktur <i>Structures</i>	0.5	0.5	0.5	0.5	0.4	0.4	0.4	0.4
b) Kelengkapan pengangkutan <i>Transport equipment</i>	0.0	0.0	0.0	0.0	0.0	0.0	0.0	0.0
c) Jentera dan kelengkapan <i>Machinery and equipment</i>	0.7	0.6	0.6	0.8	0.9	1.2	1.3	1.8
d) Aset lain <i>Other assets</i>	7.2	8.3	9.9	10.6	11.1	10.6	11.5	12.8
Jumlah <i>Total</i>	8.5	9.4	11.0	11.9	12.5	12.2	13.3	14.9
3. Pembuatan <i>Manufacturing</i>								
a) Struktur <i>Structures</i>	5.9	5.8	5.7	5.7	5.7	5.8	6.0	6.1
b) Kelengkapan pengangkutan <i>Transport equipment</i>	0.5	0.4	0.3	0.3	0.2	0.2	0.2	0.2
c) Jentera dan kelengkapan <i>Machinery and equipment</i>	10.0	9.6	8.6	8.0	7.0	6.3	5.7	5.8
d) Aset lain <i>Other assets</i>	0.7	0.8	0.8	0.9	0.9	1.0	1.1	1.2
Jumlah <i>Total</i>	17.0	16.6	15.5	15.0	13.9	13.4	12.9	13.2
3.1 Makanan, minuman dan tembakau <i>Food, beverages and tobacco</i>								
a) Struktur <i>Structures</i>	0.6	0.6	0.6	0.6	0.6	0.6	0.6	0.6
b) Kelengkapan pengangkutan <i>Transport equipment</i>	0.1	0.1	0.0	0.0	0.0	0.0	0.0	0.0
c) Jentera dan kelengkapan <i>Machinery and equipment</i>	0.6	0.6	0.6	0.6	0.6	0.6	0.5	0.6
d) Aset lain <i>Other assets</i>	0.0	0.0	0.0	0.0	0.0	0.0	0.0	0.0
Jumlah <i>Total</i>	1.3	1.2	1.2	1.2	1.2	1.2	1.2	1.3
3.2 Produk tekstil, kulit, kayu, kertas, cetakan dan terbitan <i>Textiles, leather, wood, paper products, printing and publishing</i>								
a) Struktur <i>Structures</i>	1.1	1.1	1.0	1.0	1.0	1.0	0.9	0.9
b) Kelengkapan pengangkutan <i>Transport equipment</i>	0.1	0.1	0.1	0.1	0.0	0.0	0.0	0.0
c) Jentera dan kelengkapan <i>Machinery and equipment</i>	1.1	1.0	0.8	0.8	0.7	0.6	0.5	0.5
d) Aset lain <i>Other assets</i>	0.0	0.0	0.0	0.0	0.0	0.0	0.0	0.0
Jumlah <i>Total</i>	2.3	2.2	2.0	1.8	1.7	1.6	1.5	1.5

Jadual 3.1.2C
Table
SMP mengikut Jenis Aktiviti Ekonomi dan Jenis Aset pada Harga Semasa - Pembahagian Peratus SMP
PKS by Kind of Economic Activity and Type of Assets at Current Prices - Percentage Share of PKS

Jenis Aktiviti Ekonomi <i>Kind of Economic Activity</i>	2005	2006	2007	2008	2009	2010	2011 ^e	2012 ^p
3.3 Produk petroleum, kimia, getah dan plastik <i>Petroleum, chemicals, rubber and plastic products</i>								
a) Struktur <i>Structures</i>	1.0	1.0	1.1	1.2	1.2	1.2	1.3	1.4
b) Kelengkapan pengangkutan <i>Transport equipment</i>	0.1	0.1	0.1	0.0	0.0	0.0	0.0	0.0
c) jentera dan kelengkapan <i>Machinery and equipment</i>	2.5	2.4	2.2	2.1	1.8	1.7	1.5	1.6
d) Aset lain <i>Other assets</i>	0.1	0.1	0.1	0.1	0.1	0.1	0.1	0.1
Jumlah <i>Total</i>	3.7	3.6	3.5	3.5	3.2	3.1	3.0	3.2
3.4 Produk mineral bukan logam, logam asas dan produk logam yang direka <i>Non-metallic mineral products, basic metal and fabricated metal products</i>								
a) Struktur <i>Structures</i>	0.7	0.7	0.7	0.7	0.7	0.7	0.7	0.7
b) Kelengkapan pengangkutan <i>Transport equipment</i>	0.1	0.1	0.1	0.1	0.1	0.0	0.0	0.0
c) jentera dan kelengkapan <i>Machinery and equipment</i>	1.0	0.9	0.8	0.8	0.7	0.7	0.7	0.7
d) Aset lain <i>Other assets</i>	0.0	0.0	0.0	0.0	0.0	0.0	0.0	0.0
Jumlah <i>Total</i>	1.8	1.7	1.5	1.6	1.5	1.5	1.5	1.5
3.5 Elektrik dan elektronik <i>Electrical and electronic</i>								
a) Struktur <i>Structures</i>	1.9	1.9	1.9	1.8	1.8	1.8	1.9	1.9
b) Kelengkapan pengangkutan <i>Transport equipment</i>	0.1	0.1	0.0	0.0	0.0	0.0	0.0	0.0
c) jentera dan kelengkapan <i>Machinery and equipment</i>	4.1	4.0	3.5	3.2	2.7	2.3	2.0	1.9
d) Aset lain <i>Other assets</i>	0.5	0.5	0.6	0.7	0.7	0.7	0.8	0.8
Jumlah <i>Total</i>	6.5	6.5	6.0	5.7	5.1	4.9	4.6	4.6
3.6 Kelengkapan pengangkutan dan pembuatan lain <i>Transport equipment and other manufactures</i>								
a) Struktur <i>Structures</i>	0.5	0.5	0.5	0.5	0.5	0.5	0.5	0.5
b) Kelengkapan pengangkutan <i>Transport equipment</i>	0.1	0.1	0.0	0.0	0.0	0.0	0.0	0.0
c) jentera dan kelengkapan <i>Machinery and equipment</i>	0.7	0.7	0.6	0.6	0.5	0.5	0.4	0.5
d) Aset lain <i>Other assets</i>	0.1	0.1	0.1	0.1	0.1	0.1	0.1	0.1
Jumlah <i>Total</i>	1.3	1.3	1.2	1.2	1.2	1.1	1.1	1.1
4. Pembinaan <i>Construction</i>								
a) Struktur <i>Structures</i>	0.6	0.6	0.6	0.6	0.5	0.5	0.5	0.5
b) Kelengkapan pengangkutan <i>Transport equipment</i>	0.1	0.1	0.2	0.1	0.1	0.1	0.1	0.2
c) jentera dan kelengkapan <i>Machinery and equipment</i>	0.2	0.2	0.2	0.3	0.3	0.3	0.3	0.3
d) Aset lain <i>Other assets</i>	0.0	0.0	0.0	0.0	0.0	0.0	0.0	0.0
Jumlah <i>Total</i>	0.9	0.9	1.0	1.0	0.9	0.9	0.9	1.0

Jadual **3.1.2C**
Table

SMP mengikut Jenis Aktiviti Ekonomi dan Jenis Aset pada Harga Semasa - Pembahagian Peratus SMP
PKS by Kind of Economic Activity and Type of Assets at Current Prices - Percentage Share of PKS

Jenis Aktiviti Ekonomi Kind of Economic Activity	2005	2006	2007	2008	2009	2010	2011 ^e	2012 ^p
5. Perkhidmatan <i>Services</i>								
a) Struktur <i>Structures</i>	61.1	60.4	59.5	58.8	59.7	60.9	60.9	58.3
b) Kelengkapan pengangkutan <i>Transport equipment</i>	3.7	3.7	3.7	3.8	3.7	3.8	3.8	4.2
c) jentera dan kelengkapan <i>Machinery and equipment</i>	5.7	6.0	6.4	6.4	6.2	5.7	5.1	5.2
d) Aset lain <i>Other assets</i>	0.5	0.6	0.6	0.7	0.8	0.8	0.8	0.9
Jumlah <i>Total</i>	71.1	70.6	70.2	69.7	70.4	71.2	70.6	68.5
5.1 Perkhidmatan perantara <i>Intermediate services</i>								
a) Struktur <i>Structures</i>	29.4	28.6	27.8	27.0	27.0	27.1	26.9	25.9
b) Kelengkapan pengangkutan <i>Transport equipment</i>	3.0	3.0	3.1	3.1	3.1	3.2	3.1	3.5
c) jentera dan kelengkapan <i>Machinery and equipment</i>	1.4	1.5	1.8	1.8	1.7	1.5	1.4	1.6
d) Aset lain <i>Other assets</i>	0.1	0.1	0.1	0.1	0.1	0.2	0.2	0.2
Jumlah <i>Total</i>	34.0	33.3	32.8	32.0	32.0	32.0	31.7	31.1
5.1.1 Pengangkutan, penyimpanan dan komunikasi <i>Transport, storage and communication</i>								
a) Struktur <i>Structures</i>	12.4	11.8	11.2	10.7	10.6	10.7	10.5	9.2
b) Kelengkapan pengangkutan <i>Transport equipment</i>	2.9	2.9	3.0	3.0	3.0	3.1	3.0	3.3
c) jentera dan kelengkapan <i>Machinery and equipment</i>	1.0	1.1	1.3	1.3	1.3	1.2	1.1	1.2
d) Aset lain <i>Other assets</i>	0.1	0.1	0.1	0.1	0.1	0.1	0.1	0.1
Jumlah <i>Total</i>	16.4	15.9	15.7	15.0	15.0	15.0	14.7	13.8
5.1.2 Kewangan, insurans, hartanah dan perkhidmatan perniagaan <i>Finance, insurance, real estate and business services</i>								
a) Struktur <i>Structures</i>	17.0	16.8	16.5	16.3	16.4	16.5	16.4	16.7
b) Kelengkapan pengangkutan <i>Transport equipment</i>	0.1	0.1	0.1	0.1	0.1	0.1	0.1	0.1
c) jentera dan kelengkapan <i>Machinery and equipment</i>	0.4	0.4	0.4	0.5	0.5	0.4	0.3	0.3
d) Aset lain <i>Other assets</i>	0.0	0.0	0.0	0.0	0.0	0.1	0.1	0.1
Jumlah <i>Total</i>	17.6	17.4	17.1	17.0	17.0	17.0	17.0	17.3
5.2 Perkhidmatan akhir <i>Final services</i>								
a) Struktur <i>Structures</i>	10.6	10.4	10.2	10.0	10.1	10.2	10.3	9.7
b) Kelengkapan pengangkutan <i>Transport equipment</i>	0.4	0.4	0.4	0.4	0.4	0.5	0.5	0.5
c) jentera dan kelengkapan <i>Machinery and equipment</i>	1.2	1.4	1.7	1.8	1.9	1.8	1.7	1.8
d) Aset lain <i>Other assets</i>	0.2	0.2	0.2	0.3	0.3	0.3	0.3	0.4
Jumlah <i>Total</i>	12.4	12.4	12.5	12.5	12.7	12.9	12.8	12.4

Jadual 3.1.2C
Table
SMP mengikut Jenis Aktiviti Ekonomi dan Jenis Aset pada Harga Semasa - Pembahagian Peratus SMP
PKS by Kind of Economic Activity and Type of Assets at Current Prices - Percentage Share of PKS

Jenis Aktiviti Ekonomi <i>Kind of Economic Activity</i>	2005	2006	2007	2008	2009	2010	2011 ^e	2012 ^p
5.2.1 Utiliti <i>Utilities</i>								
a) Struktur <i>Structures</i>	7.8	7.5	7.2	7.0	6.9	6.9	6.8	6.0
b) Kelengkapan pengangkutan <i>Transport equipment</i>	0.1	0.1	0.1	0.0	0.0	0.0	0.0	0.0
c) jentera dan kelengkapan <i>Machinery and equipment</i>	0.7	0.8	1.0	1.1	1.1	1.1	1.0	1.1
d) Aset lain <i>Other assets</i>	0.0	0.0	0.0	0.0	0.0	0.0	0.0	0.0
Jumlah <i>Total</i>	8.6	8.5	8.4	8.2	8.1	8.1	7.9	7.1
5.2.2 Perdagangan borong dan runcit, penginapan dan restoran <i>Wholesale and retail trade, accommodation and restaurants</i>								
a) Struktur <i>Structures</i>	2.3	2.4	2.4	2.5	2.6	2.8	2.9	3.1
b) Kelengkapan pengangkutan <i>Transport equipment</i>	0.2	0.3	0.3	0.3	0.4	0.4	0.4	0.5
c) jentera dan kelengkapan <i>Machinery and equipment</i>	0.3	0.4	0.4	0.4	0.5	0.4	0.4	0.4
d) Aset lain <i>Other assets</i>	0.0	0.0	0.0	0.0	0.0	0.0	0.0	0.0
Jumlah <i>Total</i>	2.9	3.0	3.1	3.3	3.5	3.6	3.7	4.0
5.2.3 Perkhidmatan-perkhidmatan lain <i>Other services</i>								
a) Struktur <i>Structures</i>	0.5	0.5	0.5	0.5	0.5	0.6	0.6	0.6
b) Kelengkapan pengangkutan <i>Transport equipment</i>	0.1	0.1	0.0	0.0	0.0	0.0	0.0	0.0
c) jentera dan kelengkapan <i>Machinery and equipment</i>	0.2	0.2	0.2	0.2	0.3	0.3	0.3	0.3
d) Aset lain <i>Other assets</i>	0.2	0.2	0.2	0.2	0.2	0.3	0.3	0.3
Jumlah <i>Total</i>	1.0	0.9	1.0	1.0	1.1	1.1	1.2	1.3
5.3 Perkhidmatan kerajaan <i>Government services</i>								
a) Struktur <i>Structures</i>	21.1	21.4	21.5	21.8	22.6	23.5	23.7	22.6
b) Kelengkapan pengangkutan <i>Transport equipment</i>	0.3	0.3	0.2	0.2	0.2	0.2	0.2	0.2
c) jentera dan kelengkapan <i>Machinery and equipment</i>	3.1	3.0	2.9	2.8	2.6	2.3	2.0	1.8
d) Aset lain <i>Other assets</i>	0.2	0.2	0.3	0.3	0.3	0.3	0.3	0.3
Jumlah <i>Total</i>	24.7	24.9	25.0	25.2	25.7	26.3	26.1	25.0
6. Jumlah SMP <i>Total PKS</i>								
a) Struktur <i>Structures</i>	69.2	68.3	67.3	66.6	67.4	68.6	68.8	66.1
b) Kelengkapan pengangkutan <i>Transport equipment</i>	4.5	4.4	4.3	4.3	4.1	4.3	4.2	4.7
c) jentera dan kelengkapan <i>Machinery and equipment</i>	16.9	16.7	16.0	15.7	14.6	13.7	12.6	13.2
d) Aset lain <i>Other assets</i>	9.4	10.7	12.4	13.5	13.8	13.4	14.4	16.0
Jumlah <i>Total</i>	100.0	100.0	100.0	100.0	100.0	100.0	100.0	100.0

Jadual 3.1.2D
Table

SMP mengikut Jenis Aktiviti Ekonomi dan Jenis Aset pada Harga Semasa - Pembahagian Peratus mengikut Jenis Aset
PKS by Kind of Economic Activity and Type of Assets at Current Prices - Percentage Share by Type of Assets

Jenis Aktiviti Ekonomi Kind of Economic Activity	2005	2006	2007	2008	2009	2010	2011 ^e	2012 ^p
1. Pertanian <i>Agriculture</i>								
a) Struktur <i>Structures</i>	43.6	43.0	42.8	38.9	41.5	41.6	41.3	37.9
b) Kelengkapan pengangkutan <i>Transport equipment</i>	4.2	4.1	4.0	3.7	3.8	3.9	3.9	4.3
c) jentera dan kelengkapan <i>Machinery and equipment</i>	11.6	11.3	11.3	10.6	11.2	10.4	9.4	9.6
d) Aset lain <i>Other assets</i>	40.6	41.6	42.0	46.8	43.5	44.1	45.4	48.3
Jumlah <i>Total</i>	100.0	100.0	100.0	100.0	100.0	100.0	100.0	100.0
2. Perlombongan dan kuari <i>Mining and quarrying</i>								
a) Struktur <i>Structures</i>	6.4	5.5	4.4	3.9	3.5	3.5	3.2	2.5
b) Kelengkapan pengangkutan <i>Transport equipment</i>	0.2	0.2	0.1	0.1	0.0	0.1	0.1	0.1
c) jentera dan kelengkapan <i>Machinery and equipment</i>	8.2	6.3	5.5	6.3	7.5	9.7	10.0	11.9
d) Aset lain <i>Other assets</i>	85.1	88.0	90.0	89.8	88.9	86.6	86.7	85.6
Jumlah <i>Total</i>	100.0	100.0	100.0	100.0	100.0	100.0	100.0	100.0
3. Pembuatan <i>Manufacturing</i>								
a) Struktur <i>Structures</i>	34.4	35.1	37.0	38.4	41.2	43.7	46.5	46.0
b) Kelengkapan pengangkutan <i>Transport equipment</i>	3.0	2.5	2.2	1.9	1.7	1.5	1.4	1.4
c) jentera dan kelengkapan <i>Machinery and equipment</i>	58.5	57.7	55.3	53.6	50.3	47.3	43.9	43.7
d) Aset lain <i>Other assets</i>	4.0	4.7	5.4	6.1	6.7	7.5	8.2	8.9
Jumlah <i>Total</i>	100.0	100.0	100.0	100.0	100.0	100.0	100.0	100.0
3.1 Makanan, minuman dan tembakau <i>Food, beverages and tobacco</i>								
a) Struktur <i>Structures</i>	45.3	45.8	46.6	46.9	46.9	48.1	49.7	47.3
b) Kelengkapan pengangkutan <i>Transport equipment</i>	5.9	5.0	4.2	3.8	3.2	2.9	2.7	2.6
c) jentera dan kelengkapan <i>Machinery and equipment</i>	47.2	47.4	47.2	47.0	47.4	46.5	45.0	47.4
d) Aset lain <i>Other assets</i>	1.6	1.8	2.0	2.3	2.4	2.6	2.6	2.7
Jumlah <i>Total</i>	100.0	100.0	100.0	100.0	100.0	100.0	100.0	100.0
3.2 Produk tekstil, kulit, kayu, kertas, cetakan dan terbitan <i>Textiles, leather, wood, paper products, printing and publishing</i>								
a) Struktur <i>Structures</i>	48.4	50.4	53.1	54.4	58.2	61.1	63.4	61.4
b) Kelengkapan pengangkutan <i>Transport equipment</i>	5.5	4.8	3.9	3.2	2.6	2.3	2.5	2.5
c) jentera dan kelengkapan <i>Machinery and equipment</i>	45.6	44.3	42.4	41.8	38.5	35.7	33.1	34.9
d) Aset lain <i>Other assets</i>	0.4	0.5	0.6	0.7	0.8	0.9	1.0	1.2
Jumlah <i>Total</i>	100.0	100.0	100.0	100.0	100.0	100.0	100.0	100.0

Jadual 3.1.2D
Table
SMP mengikut Jenis Aktiviti Ekonomi dan Jenis Aset pada Harga Semasa - Pembahagian Peratus mengikut Jenis Aset
PKS by Kind of Economic Activity and Type of Assets at Current Prices - Percentage Share by Type of Assets

Jenis Aktiviti Ekonomi <i>Kind of Economic Activity</i>	2005	2006	2007	2008	2009	2010	2011 ^e	2012 ^p
3.3 Produk petroleum, kimia, getah dan plastik <i>Petroleum, chemicals, rubber and plastic products</i>								
a) Struktur <i>Structures</i>	27.5	28.9	31.5	33.4	37.3	39.9	43.9	44.3
b) Kelengkapan pengangkutan <i>Transport equipment</i>	2.4	2.0	1.7	1.4	1.3	1.1	1.0	1.1
c) Jentera dan kelengkapan <i>Machinery and equipment</i>	67.2	66.0	63.8	62.1	58.2	55.3	50.8	50.2
d) Aset lain <i>Other assets</i>	2.9	3.1	3.1	3.1	3.2	3.7	4.2	4.5
Jumlah <i>Total</i>	100.0	100.0	100.0	100.0	100.0	100.0	100.0	100.0
3.4 Produk mineral bukan logam, logam asas dan produk logam yang direka <i>Non-metallic mineral products, basic metal and fabricated metal products</i>								
a) Struktur <i>Structures</i>	38.1	40.6	42.8	44.4	47.2	48.1	49.7	49.4
b) Kelengkapan pengangkutan <i>Transport equipment</i>	4.6	4.1	4.1	3.8	3.5	3.1	2.7	2.6
c) Jentera dan kelengkapan <i>Machinery and equipment</i>	56.4	54.3	51.9	50.4	47.9	47.0	45.4	45.3
d) Aset lain <i>Other assets</i>	0.8	1.1	1.2	1.3	1.5	1.9	2.2	2.7
Jumlah <i>Total</i>	100.0	100.0	100.0	100.0	100.0	100.0	100.0	100.0
3.5 Elektrik dan elektronik <i>Electrical and electronic</i>								
a) Struktur <i>Structures</i>	29.2	29.0	30.7	31.9	34.3	37.5	40.5	40.8
b) Kelengkapan pengangkutan <i>Transport equipment</i>	1.0	0.9	0.8	0.7	0.6	0.5	0.5	0.5
c) Jentera dan kelengkapan <i>Machinery and equipment</i>	62.6	61.9	58.5	55.6	51.7	47.1	42.8	40.8
d) Aset lain <i>Other assets</i>	7.2	8.2	10.0	11.8	13.4	15.0	16.1	17.9
Jumlah <i>Total</i>	100.0	100.0	100.0	100.0	100.0	100.0	100.0	100.0
3.6 Kelengkapan pengangkutan dan pembuatan lain <i>Transport equipment and other manufactures</i>								
a) Struktur <i>Structures</i>	39.4	39.6	41.8	42.5	44.4	46.0	47.9	46.0
b) Kelengkapan pengangkutan <i>Transport equipment</i>	5.3	4.3	3.5	3.0	2.5	2.0	1.7	1.5
c) Jentera dan kelengkapan <i>Machinery and equipment</i>	50.5	50.2	48.9	48.0	46.3	43.8	41.1	42.2
d) Aset lain <i>Other assets</i>	4.8	5.8	5.8	6.6	6.8	8.2	9.3	10.3
Jumlah <i>Total</i>	100.0	100.0	100.0	100.0	100.0	100.0	100.0	100.0
4. Pembinaan <i>Construction</i>								
a) Struktur <i>Structures</i>	62.2	60.9	58.5	57.7	57.0	56.3	56.3	53.3
b) Kelengkapan pengangkutan <i>Transport equipment</i>	14.4	14.6	16.1	14.5	14.5	14.8	14.8	15.7
c) Jentera dan kelengkapan <i>Machinery and equipment</i>	22.6	23.7	24.5	26.8	27.5	27.8	27.8	29.8
d) Aset lain <i>Other assets</i>	0.7	0.9	0.9	1.0	1.1	1.1	1.2	1.2
Jumlah <i>Total</i>	100.0	100.0	100.0	100.0	100.0	100.0	100.0	100.0

Jadual **3.1.2D**
Table

SMP mengikut Jenis Aktiviti Ekonomi dan Jenis Aset pada Harga Semasa - Pembahagian Peratus mengikut Jenis Aset
PKS by Kind of Economic Activity and Type of Assets at Current Prices - Percentage Share by Type of Assets

Jenis Aktiviti Ekonomi Kind of Economic Activity	2005	2006	2007	2008	2009	2010	2011 ^e	2012 ^P
5. Perkhidmatan Services								
a) Struktur Structures	86.0	85.5	84.7	84.4	84.9	85.5	86.3	85.1
b) Kelengkapan pengangkutan Transport equipment	5.3	5.2	5.3	5.4	5.2	5.4	5.3	6.1
c) jentera dan kelengkapan Machinery and equipment	8.0	8.5	9.1	9.2	8.8	8.0	7.3	7.6
d) Aset lain Other assets	0.7	0.8	0.9	1.1	1.1	1.1	1.1	1.3
Jumlah Total	100.0	100.0	100.0	100.0	100.0	100.0	100.0	100.0
5.1 Perkhidmatan perantaraan Intermediate services								
a) Struktur Structures	86.6	86.0	84.7	84.3	84.5	84.7	85.1	83.3
b) Kelengkapan pengangkutan Transport equipment	8.9	9.0	9.5	9.7	9.6	10.0	9.9	11.1
c) jentera dan kelengkapan Machinery and equipment	4.2	4.7	5.4	5.5	5.4	4.8	4.5	5.0
d) Aset lain Other assets	0.3	0.4	0.4	0.5	0.5	0.5	0.5	0.6
Jumlah Total	100.0	100.0	100.0	100.0	100.0	100.0	100.0	100.0
5.1.1 Pengangkutan, penyimpanan dan komunikasi Transport, storage and communication								
a) Struktur Structures	75.6	74.3	71.7	70.8	70.9	71.0	71.3	66.7
b) Kelengkapan pengangkutan Transport equipment	17.7	18.1	19.2	19.9	19.7	20.6	20.5	23.9
c) jentera dan kelengkapan Machinery and equipment	6.3	7.0	8.5	8.6	8.6	7.8	7.6	8.8
d) Aset lain Other assets	0.4	0.6	0.6	0.7	0.8	0.7	0.6	0.6
Jumlah Total	100.0	100.0	100.0	100.0	100.0	100.0	100.0	100.0
5.1.2 Kewangan, insurans, hartanah dan perkhidmatan perniagaan Finance, insurance, real estate and business services								
a) Struktur Structures	96.9	96.7	96.6	96.3	96.5	96.8	97.0	96.7
b) Kelengkapan pengangkutan Transport equipment	0.7	0.7	0.6	0.7	0.6	0.6	0.7	0.9
c) jentera dan kelengkapan Machinery and equipment	2.2	2.5	2.6	2.8	2.7	2.2	1.9	2.0
d) Aset lain Other assets	0.1	0.2	0.2	0.2	0.2	0.3	0.4	0.5
Jumlah Total	100.0	100.0	100.0	100.0	100.0	100.0	100.0	100.0
5.2 Perkhidmatan akhir Final services								
a) Struktur Structures	85.5	83.6	81.7	80.0	79.5	79.7	80.4	78.3
b) Kelengkapan pengangkutan Transport equipment	3.1	3.3	3.2	3.4	3.3	3.5	3.5	4.1
c) jentera dan kelengkapan Machinery and equipment	9.7	11.3	13.3	14.5	14.8	14.2	13.4	14.4
d) Aset lain Other assets	1.7	1.8	1.8	2.2	2.4	2.5	2.7	3.2
Jumlah Total	100.0	100.0	100.0	100.0	100.0	100.0	100.0	100.0

Jadual 3.1.2D
Table
SMP mengikut Jenis Aktiviti Ekonomi dan Jenis Aset pada Harga Semasa - Pembahagian Peratus mengikut Jenis Aset
PKS by Kind of Economic Activity and Type of Assets at Current Prices - Percentage Share by Type of Assets

Jenis Aktiviti Ekonomi <i>Kind of Economic Activity</i>	2005	2006	2007	2008	2009	2010	2011 ^e	2012 ^p
5.2.1 Utiliti <i>Utilities</i>								
a) Struktur <i>Structures</i>	90.6	88.6	86.4	85.2	85.1	85.5	86.0	84.1
b) Kelengkapan pengangkutan <i>Transport equipment</i>	0.9	1.0	0.6	0.5	0.4	0.3	0.2	0.2
c) jentera dan kelengkapan <i>Machinery and equipment</i>	8.2	10.0	12.4	13.7	13.9	13.7	13.2	15.1
d) Aset lain <i>Other assets</i>	0.3	0.4	0.5	0.6	0.6	0.6	0.6	0.6
Jumlah <i>Total</i>	100.0	100.0	100.0	100.0	100.0	100.0	100.0	100.0
5.2.2 Perdagangan borong dan runcit, penginapan dan restoran <i>Wholesale and retail trade, accommodation and restaurants</i>								
a) Struktur <i>Structures</i>	80.4	78.8	77.5	76.0	76.0	76.9	78.4	78.0
b) Kelengkapan pengangkutan <i>Transport equipment</i>	8.2	8.8	9.4	10.3	10.4	10.8	10.6	11.4
c) Jentera dan kelengkapan <i>Machinery and equipment</i>	11.2	12.3	12.9	13.5	13.5	12.1	10.8	10.5
d) Aset lain <i>Other assets</i>	0.1	0.2	0.2	0.2	0.2	0.2	0.2	0.2
Jumlah <i>Total</i>	100.0	100.0	100.0	100.0	100.0	100.0	100.0	100.0
5.2.3 Perkhidmatan-perkhidmatan lain <i>Other services</i>								
a) Struktur <i>Structures</i>	54.4	54.2	54.6	50.0	48.6	48.7	49.3	47.2
b) Kelengkapan pengangkutan <i>Transport equipment</i>	8.2	6.6	4.9	3.8	2.7	2.8	2.8	3.2
c) Jentera dan kelengkapan <i>Machinery and equipment</i>	18.3	20.2	22.1	24.0	25.9	24.8	23.3	23.2
d) Aset lain <i>Other assets</i>	19.1	19.0	18.5	22.2	22.7	23.7	24.6	26.4
Jumlah <i>Total</i>	100.0	100.0	100.0	100.0	100.0	100.0	100.0	100.0
5.3 Perkhidmatan kerajaan <i>Government services</i>								
a) Struktur <i>Structures</i>	85.4	85.8	86.2	86.6	87.9	89.4	90.6	90.5
b) Kelengkapan pengangkutan <i>Transport equipment</i>	1.3	1.1	1.0	0.9	0.8	0.7	0.7	0.9
c) Jentera dan kelengkapan <i>Machinery and equipment</i>	12.4	12.2	11.7	11.2	10.0	8.8	7.6	7.3
d) Aset lain <i>Other assets</i>	0.8	0.9	1.1	1.3	1.3	1.1	1.1	1.2
Jumlah <i>Total</i>	100.0	100.0	100.0	100.0	100.0	100.0	100.0	100.0
6. Jumlah SMP <i>Total PKS</i>								
a) Struktur <i>Structures</i>	69.2	68.3	67.3	66.6	67.4	68.6	68.8	66.1
b) Kelengkapan pengangkutan <i>Transport equipment</i>	4.5	4.4	4.3	4.3	4.1	4.3	4.2	4.7
c) Jentera dan kelengkapan <i>Machinery and equipment</i>	16.9	16.7	16.0	15.7	14.6	13.7	12.6	13.2
d) Aset lain <i>Other assets</i>	9.4	10.7	12.4	13.5	13.8	13.4	14.4	16.0
Jumlah <i>Total</i>	100.0	100.0	100.0	100.0	100.0	100.0	100.0	100.0

Jadual 3.2.2A
Table
SMP mengikut Jenis Aktiviti Ekonomi dan Jenis Aset pada Harga Malar 2005 - RM Juta - Nilai Akhir Tahun
PKS by Kind of Economic Activity and Type of Assets at Constant 2005 Price - RM Million - End Year Value

Jenis Aktiviti Ekonomi <i>Kind of Economic Activity</i>	2005	2006	2007	2008	2009	2010	2011 ^e	2012 ^p
1. Pertanian <i>Agriculture</i>								
a) Struktur <i>Structures</i>	15,089	15,096	15,102	15,136	15,135	15,288	15,636	16,194
b) Kelengkapan pengangkutan <i>Transport equipment</i>	1,460	1,487	1,554	1,659	1,729	1,924	2,148	2,445
c) jentera dan kelengkapan <i>Machinery and equipment</i>	4,005	4,065	4,289	4,542	4,855	4,924	5,066	5,289
d) Aset lain <i>Other assets</i>	14,060	14,544	15,467	16,359	17,373	18,511	19,804	21,263
Jumlah <i>Total</i>	34,613	35,192	36,412	37,696	39,092	40,647	42,654	45,191
2. Perlombongan dan kuari <i>Mining and quarrying</i>								
a) Struktur <i>Structures</i>	7,464	7,345	7,201	7,059	6,916	6,816	6,769	6,698
b) Kelengkapan pengangkutan <i>Transport equipment</i>	258	211	161	114	76	259	247	236
c) jentera dan kelengkapan <i>Machinery and equipment</i>	9,546	8,675	9,642	12,814	17,378	24,132	30,741	41,383
d) Aset lain <i>Other assets</i>	98,761	109,706	123,319	137,226	150,795	163,489	176,952	199,083
Jumlah <i>Total</i>	116,028	125,938	140,323	157,213	175,165	194,696	214,709	247,400
3. Pembuatan <i>Manufacturing</i>								
a) Struktur <i>Structures</i>	80,144	82,910	85,309	88,766	89,761	92,826	97,442	102,695
b) Kelengkapan pengangkutan <i>Transport equipment</i>	7,034	6,284	5,598	5,140	4,529	4,152	4,273	4,433
c) jentera dan kelengkapan <i>Machinery and equipment</i>	136,294	139,428	136,799	136,838	129,390	128,582	130,255	134,525
d) Aset lain <i>Other assets</i>	9,388	11,332	13,525	15,760	17,742	21,062	24,060	26,802
Jumlah <i>Total</i>	232,860	239,954	241,231	246,504	241,423	246,622	256,030	268,455
3.1 Makanan, minuman dan tembakau <i>Food, beverages and tobacco</i>								
a) Struktur <i>Structures</i>	7,790	8,026	8,216	8,726	8,854	9,095	9,629	10,153
b) Kelengkapan pengangkutan <i>Transport equipment</i>	1,009	917	819	816	754	717	768	801
c) jentera dan kelengkapan <i>Machinery and equipment</i>	8,115	8,500	8,942	9,676	10,571	11,253	12,324	13,985
d) Aset lain <i>Other assets</i>	269	315	381	469	549	634	710	778
Jumlah <i>Total</i>	17,183	17,758	18,358	19,687	20,728	21,699	23,431	25,717
3.2 Produk tekstil, kulit, kayu, kertas, cetakan dan terbitan <i>Textiles, leather, wood, paper products, printing and publishing</i>								
a) Struktur <i>Structures</i>	15,501	15,513	15,584	15,541	15,557	15,415	15,328	15,203
b) Kelengkapan pengangkutan <i>Transport equipment</i>	1,771	1,527	1,261	1,051	851	760	859	894
c) jentera dan kelengkapan <i>Machinery and equipment</i>	14,616	13,938	13,329	13,189	12,149	11,525	11,296	11,940
d) Aset lain <i>Other assets</i>	130	166	190	219	245	297	345	389
Jumlah <i>Total</i>	32,018	31,145	30,363	29,999	28,802	27,996	27,828	28,426

Jadual 3.2.2A
Table
SMP mengikut Jenis Aktiviti Ekonomi dan Jenis Aset pada Harga Malar 2005 - RM Juta - Nilai Akhir Tahun
PKS by Kind of Economic Activity and Type of Assets at Constant 2005 Price - RM Million - End Year Value

Jenis Aktiviti Ekonomi <i>Kind of Economic Activity</i>	2005	2006	2007	2008	2009	2010	2011 ^e	2012 ^p
3.3 Produk petroleum, kimia, getah dan plastik <i>Petroleum, chemicals, rubber and plastic products</i>								
a) Struktur <i>Structures</i>	13,954	14,931	16,296	17,891	18,560	19,609	21,323	24,322
b) Kelengkapan pengangkutan <i>Transport equipment</i>	1,213	1,090	965	874	774	715	719	821
c) Jentera dan kelengkapan <i>Machinery and equipment</i>	34,098	34,809	35,488	36,717	34,255	34,814	34,978	37,875
d) Aset lain <i>Other assets</i>	1,473	1,614	1,724	1,834	1,925	2,419	2,870	3,282
Jumlah <i>Total</i>	50,737	52,444	54,473	57,316	55,514	57,557	59,890	66,300
3.4 Produk mineral bukan logam, logam asas dan produk logam yang direka <i>Non-metallic mineral products, basic metal and fabricated metal products</i>								
a) Struktur <i>Structures</i>	9,525	9,834	9,861	10,692	10,961	11,478	12,065	12,455
b) Kelengkapan pengangkutan <i>Transport equipment</i>	1,156	1,035	1,055	1,057	1,009	962	939	934
c) Jentera dan kelengkapan <i>Machinery and equipment</i>	14,103	13,462	12,844	13,406	13,130	14,314	15,565	15,895
d) Aset lain <i>Other assets</i>	205	262	294	355	409	591	762	926
Jumlah <i>Total</i>	24,989	24,592	24,054	25,510	25,509	27,345	29,331	30,210
3.5 Elektrik dan elektronik <i>Electrical and electronic</i>								
a) Struktur <i>Structures</i>	26,163	27,090	27,611	28,079	27,669	29,011	30,699	31,894
b) Kelengkapan pengangkutan <i>Transport equipment</i>	906	856	774	702	577	524	566	580
c) Jentera dan kelengkapan <i>Machinery and equipment</i>	56,123	58,993	56,455	54,069	49,241	46,665	45,883	43,914
d) Aset lain <i>Other assets</i>	6,434	7,841	9,776	11,534	13,097	15,209	17,099	18,817
Jumlah <i>Total</i>	89,626	94,780	94,616	94,383	90,584	91,408	94,248	95,204
3.6 Kelengkapan pengangkutan dan pembuatan lain <i>Transport equipment and other manufactures</i>								
a) Struktur <i>Structures</i>	7,211	7,516	7,741	7,837	8,160	8,219	8,398	8,668
b) Kelengkapan pengangkutan <i>Transport equipment</i>	979	860	724	642	565	474	422	404
c) Jentera dan kelengkapan <i>Machinery and equipment</i>	9,240	9,726	9,741	9,781	10,044	10,012	10,208	10,916
d) Aset lain <i>Other assets</i>	877	1,134	1,160	1,349	1,517	1,912	2,274	2,610
Jumlah <i>Total</i>	18,307	19,235	19,367	19,609	20,286	20,617	21,303	22,598
4. Pembinaan <i>Construction</i>								
a) Struktur <i>Structures</i>	7,892	8,030	8,316	8,557	8,286	8,389	8,578	8,892
b) Kelengkapan pengangkutan <i>Transport equipment</i>	1,832	2,010	2,520	2,472	2,589	2,915	3,265	3,731
c) Jentera dan kelengkapan <i>Machinery and equipment</i>	2,864	3,194	3,735	4,404	4,728	5,281	5,976	6,877
d) Aset lain <i>Other assets</i>	92	115	141	166	189	220	248	273
Jumlah <i>Total</i>	12,680	13,349	14,711	15,600	15,792	16,805	18,067	19,772

Jadual 3.2.2A
Table
SMP mengikut Jenis Aktiviti Ekonomi dan Jenis Aset pada Harga Malar 2005 - RM Juta - Nilai Akhir Tahun
PKS by Kind of Economic Activity and Type of Assets at Constant 2005 Price - RM Million - End Year Value

Jenis Aktiviti Ekonomi <i>Kind of Economic Activity</i>	2005	2006	2007	2008	2009	2010	2011 ^e	2012 ^p
5. Perkhidmatan <i>Services</i>								
a) Struktur <i>Structures</i>	836,694	860,146	883,827	909,146	935,759	962,995	986,682	1,021,462
b) Kelengkapan pengangkutan <i>Transport equipment</i>	51,105	54,785	61,332	66,496	71,691	81,454	89,208	101,152
c) jentera dan kelengkapan <i>Machinery and equipment</i>	78,170	87,744	102,299	110,207	115,723	116,175	119,076	121,182
d) Aset lain <i>Other assets</i>	6,899	8,310	10,070	12,385	14,464	16,023	17,438	19,284
Jumlah <i>Total</i>	972,869	1,010,985	1,057,527	1,098,235	1,137,636	1,176,647	1,212,404	1,263,080
5.1 Perkhidmatan perantaraan <i>Intermediate services</i>								
a) Struktur <i>Structures</i>	402,673	407,979	412,717	417,038	423,308	429,902	436,880	450,310
b) Kelengkapan pengangkutan <i>Transport equipment</i>	41,269	44,602	50,866	54,830	59,511	67,985	74,244	83,153
c) Jentera dan kelengkapan <i>Machinery and equipment</i>	19,620	22,572	28,360	30,421	32,551	31,677	33,284	36,238
d) Aset lain <i>Other assets</i>	1,314	1,752	2,119	2,492	2,825	3,251	3,630	3,973
Jumlah <i>Total</i>	464,877	476,905	494,062	504,781	518,195	532,815	548,038	573,675
5.1.1 Pengangkutan, penyimpanan dan komunikasi <i>Transport, storage and communication</i>								
a) Struktur <i>Structures</i>	169,269	168,152	166,181	164,731	165,837	167,405	168,443	172,150
b) Kelengkapan pengangkutan <i>Transport equipment</i>	39,567	42,856	49,144	52,772	57,561	65,705	71,511	79,550
c) Jentera dan kelengkapan <i>Machinery and equipment</i>	14,202	16,289	21,220	22,164	24,042	23,851	25,705	28,296
d) Aset lain <i>Other assets</i>	992	1,347	1,626	1,910	2,162	2,101	2,020	1,915
Jumlah <i>Total</i>	224,029	228,643	238,170	241,576	249,602	259,062	267,678	281,912
5.1.2 Kewangan, insurans, hartanah dan perkhidmatan perniagaan <i>Finance, insurance, real estate and business services</i>								
a) Struktur <i>Structures</i>	233,404	239,827	246,536	252,307	257,472	262,497	268,436	278,160
b) Kelengkapan pengangkutan <i>Transport equipment</i>	1,702	1,747	1,722	2,058	1,950	2,280	2,733	3,603
c) Jentera dan kelengkapan <i>Machinery and equipment</i>	5,418	6,283	7,140	8,257	8,510	7,827	7,579	7,942
d) Aset lain <i>Other assets</i>	323	405	493	583	663	1,149	1,611	2,058
Jumlah <i>Total</i>	240,847	248,262	255,892	263,205	268,594	273,753	280,360	291,763
5.2 Perkhidmatan akhir <i>Final services</i>								
a) Struktur <i>Structures</i>	145,417	147,532	151,220	154,594	158,126	161,703	166,397	172,742
b) Kelengkapan pengangkutan <i>Transport equipment</i>	5,310	6,043	6,512	7,479	8,198	9,494	10,691	12,281
c) Jentera dan kelengkapan <i>Machinery and equipment</i>	16,494	20,503	26,521	30,938	34,773	37,137	39,670	41,759
d) Aset lain <i>Other assets</i>	2,957	3,213	3,615	4,704	5,673	6,764	7,793	8,942
Jumlah <i>Total</i>	170,178	177,291	187,867	197,715	206,770	215,098	224,551	235,723

Jadual **3.2.2A**
Table

SMP mengikut Jenis Aktiviti Ekonomi dan Jenis Aset pada Harga Malar 2005 - RM Juta - Nilai Akhir Tahun
PKS by Kind of Economic Activity and Type of Assets at Constant 2005 Price - RM Million - End Year Value

Jenis Aktiviti Ekonomi Kind of Economic Activity	2005	2006	2007	2008	2009	2010	2011 ^e	2012 ^p
5.2.1 Utiliti <i>Utilities</i>								
a) Struktur <i>Structures</i>	106,728	106,575	107,204	107,901	108,302	108,267	108,919	110,251
b) Kelengkapan pengangkutan <i>Transport equipment</i>	1,011	1,207	883	758	623	527	445	411
c) jentera dan kelengkapan <i>Machinery and equipment</i>	9,693	12,350	16,666	19,191	20,948	22,387	23,969	25,115
d) Aset lain <i>Other assets</i>	406	535	674	817	944	973	991	999
Jumlah <i>Total</i>	117,837	120,667	125,427	128,666	130,817	132,154	134,323	136,776
5.2.2 Perdagangan borong dan runcit, penginapan dan restoran <i>Wholesale and retail trade, accommodation and restaurants</i>								
a) Struktur <i>Structures</i>	31,593	33,645	36,191	38,997	41,617	44,558	47,943	52,057
b) Kelengkapan pengangkutan <i>Transport equipment</i>	3,226	3,903	4,855	6,044	7,005	8,288	9,445	10,873
c) Jentera dan kelengkapan <i>Machinery and equipment</i>	4,417	5,368	6,453	7,662	8,642	8,937	9,256	9,631
d) Aset lain <i>Other assets</i>	59	74	90	106	121	140	157	173
Jumlah <i>Total</i>	39,295	42,990	47,589	52,809	57,385	61,923	66,801	72,733
5.2.3 Perkhidmatan-perkhidmatan lain <i>Other services</i>								
a) Struktur <i>Structures</i>	7,097	7,311	7,825	7,697	8,208	8,878	9,536	10,434
b) Kelengkapan pengangkutan <i>Transport equipment</i>	1,073	933	773	678	569	679	801	997
c) Jentera dan kelengkapan <i>Machinery and equipment</i>	2,384	2,785	3,401	4,084	5,182	5,813	6,445	7,014
d) Aset lain <i>Other assets</i>	2,492	2,604	2,851	3,781	4,609	5,652	6,645	7,770
Jumlah <i>Total</i>	13,046	13,634	14,850	16,241	18,568	21,021	23,427	26,214
5.3 Perkhidmatan kerajaan <i>Government services</i>								
a) Struktur <i>Structures</i>	288,603	304,635	319,890	337,513	354,324	371,390	383,405	398,410
b) Kelengkapan pengangkutan <i>Transport equipment</i>	4,526	4,140	3,954	4,187	3,983	3,975	4,272	5,718
c) Jentera dan kelengkapan <i>Machinery and equipment</i>	42,056	44,669	47,418	48,849	48,399	47,361	46,123	43,185
d) Aset lain <i>Other assets</i>	2,628	3,345	4,337	5,188	5,966	6,008	6,014	6,369
Jumlah <i>Total</i>	337,814	356,789	375,598	395,738	412,671	428,734	439,815	453,681
6. Jumlah SMP <i>Total PKS</i>								
a) Struktur <i>Structures</i>	947,281	973,526	999,755	1,028,664	1,055,857	1,086,314	1,115,108	1,155,940
b) Kelengkapan pengangkutan <i>Transport equipment</i>	61,688	64,778	71,164	75,882	80,614	90,704	99,141	111,997
c) Jentera dan kelengkapan <i>Machinery and equipment</i>	230,880	243,107	256,763	268,806	272,073	279,094	291,114	309,256
d) Aset lain <i>Other assets</i>	129,200	144,007	162,522	181,896	200,563	219,305	238,501	266,705
Jumlah <i>Total</i>	1,369,050	1,425,418	1,490,204	1,555,248	1,609,107	1,675,417	1,743,864	1,843,898

Jadual 3.2.2B
Table 3.2.2B

 SMP mengikut Jenis Aktiviti Ekonomi dan Jenis Aset pada Harga Malar 2005 - Perubahan Peratusan Tahunan
 PKS by Kind of Economic Activity and Type of Assets at Constant 2005 Price - Annual Percentage Change

Jenis Aktiviti Ekonomi Kind of Economic Activity	2005	2006	2007	2008	2009	2010	2011 ^e	2012 ^p
1. Pertanian <i>Agriculture</i>								
a) Struktur <i>Structures</i>	1.5	0.1	0.0	0.2	0.0	1.0	2.3	3.6
b) Kelengkapan pengangkutan <i>Transport equipment</i>	-4.9	1.9	4.5	6.7	4.2	11.3	11.7	13.8
c) jentera dan kelengkapan <i>Machinery and equipment</i>	3.4	1.5	5.5	5.9	6.9	1.4	2.9	4.4
d) Aset lain <i>Other assets</i>	2.4	3.4	6.3	5.8	6.2	6.5	7.0	7.4
Jumlah <i>Total</i>	1.8	1.7	3.5	3.5	3.7	4.0	4.9	5.9
2. Perlombongan dan kuari <i>Mining and quarrying</i>								
a) Struktur <i>Structures</i>	-1.6	-1.6	-2.0	-2.0	-2.0	-1.4	-0.7	-1.0
b) Kelengkapan pengangkutan <i>Transport equipment</i>	-13.5	-18.0	-23.9	-29.0	-33.8	243.2	-4.8	-4.4
c) Jentera dan kelengkapan <i>Machinery and equipment</i>	2.5	-9.1	11.1	32.9	35.6	38.9	27.4	34.6
d) Aset lain <i>Other assets</i>	9.8	11.1	12.4	11.3	9.9	8.4	8.2	12.5
Jumlah <i>Total</i>	8.3	8.5	11.4	12.0	11.4	11.2	10.3	15.2
3. Pembuatan <i>Manufacturing</i>								
a) Struktur <i>Structures</i>	4.9	3.5	2.9	4.1	1.1	3.4	5.0	5.4
b) Kelengkapan pengangkutan <i>Transport equipment</i>	-7.2	-10.7	-10.9	-8.2	-11.9	-8.3	2.9	3.8
c) Jentera dan kelengkapan <i>Machinery and equipment</i>	2.4	2.3	-1.9	0.0	-5.4	-0.6	1.3	3.3
d) Aset lain <i>Other assets</i>	25.5	20.7	19.4	16.5	12.6	18.7	14.2	11.4
Jumlah <i>Total</i>	3.7	3.0	0.5	2.2	-2.1	2.2	3.8	4.9
3.1 Makanan, minuman dan tembakau <i>Food, beverages and tobacco</i>								
a) Struktur <i>Structures</i>	6.2	3.0	2.4	6.2	1.5	2.7	5.9	5.4
b) Kelengkapan pengangkutan <i>Transport equipment</i>	-2.6	-9.2	-10.6	-0.4	-7.6	-4.9	7.1	4.3
c) Jentera dan kelengkapan <i>Machinery and equipment</i>	10.4	4.8	5.2	8.2	9.3	6.5	9.5	13.5
d) Aset lain <i>Other assets</i>	7.9	17.1	20.9	23.3	17.0	15.5	11.9	9.7
Jumlah <i>Total</i>	7.6	3.3	3.4	7.2	5.3	4.7	8.0	9.8
3.2 Produk tekstil, kulit, kayu, kertas, cetakan dan terbitan <i>Textiles, leather, wood, paper products, printing and publishing</i>								
a) Struktur <i>Structures</i>	1.7	0.1	0.5	-0.3	0.1	-0.9	-0.6	-0.8
b) Kelengkapan pengangkutan <i>Transport equipment</i>	-9.3	-13.8	-17.5	-16.7	-19.0	-10.7	13.0	4.0
c) Jentera dan kelengkapan <i>Machinery and equipment</i>	-1.9	-4.6	-4.4	-1.1	-7.9	-5.1	-2.0	5.7
d) Aset lain <i>Other assets</i>	28.2	27.8	14.2	15.3	11.7	21.4	16.0	12.7
Jumlah <i>Total</i>	-0.6	-2.7	-2.5	-1.2	-4.0	-2.8	-0.6	2.2

Jadual 3.2.2B
Table
SMP mengikut Jenis Aktiviti Ekonomi dan Jenis Aset pada Harga Malar 2005 - Perubahan Peratusan Tahunan
PKS by Kind of Economic Activity and Type of Assets at Constant 2005 Price - Annual Percentage Change

Jenis Aktiviti Ekonomi <i>Kind of Economic Activity</i>	2005	2006	2007	2008	2009	2010	2011 ^e	2012 ^p
3.3 Produk petroleum, kimia, getah dan plastik <i>Petroleum, chemicals, rubber and plastic products</i>								
a) Struktur <i>Structures</i>	8.5	7.0	9.1	9.8	3.7	5.7	8.7	14.1
b) Kelengkapan pengangkutan <i>Transport equipment</i>	-4.8	-10.1	-11.5	-9.4	-11.4	-7.6	0.4	14.3
c) Jentera dan kelengkapan <i>Machinery and equipment</i>	-2.1	2.1	2.0	3.5	-6.7	1.6	0.5	8.3
d) Aset lain <i>Other assets</i>	113.2	9.6	6.8	6.4	5.0	25.6	18.6	14.4
Jumlah <i>Total</i>	2.2	3.4	3.9	5.2	-3.1	3.7	4.1	10.7
3.4 Produk mineral bukan logam, logam asas dan produk logam yang direka <i>Non-metallic mineral products, basic metal and fabricated metal products</i>								
a) Struktur <i>Structures</i>	5.0	3.2	0.3	8.4	2.5	4.7	5.1	3.2
b) Kelengkapan pengangkutan <i>Transport equipment</i>	-6.6	-10.5	2.0	0.1	-4.5	-4.7	-2.4	-0.6
c) Jentera dan kelengkapan <i>Machinery and equipment</i>	4.6	-4.5	-4.6	4.4	-2.1	9.0	8.7	2.1
d) Aset lain <i>Other assets</i>	13.5	27.8	12.2	20.6	15.3	44.6	28.9	21.5
Jumlah <i>Total</i>	4.2	-1.6	-2.2	6.1	0.0	7.2	7.3	3.0
3.5 Elektrik dan elektronik <i>Electrical and electronic</i>								
a) Struktur <i>Structures</i>	5.7	3.5	1.9	1.7	-1.5	4.8	5.8	3.9
b) Kelengkapan pengangkutan <i>Transport equipment</i>	-9.1	-5.5	-9.6	-9.3	-17.8	-9.2	8.1	2.3
c) Jentera dan kelengkapan <i>Machinery and equipment</i>	4.3	5.1	-4.3	-4.2	-8.9	-5.2	-1.7	-4.3
d) Aset lain <i>Other assets</i>	14.4	21.9	24.7	18.0	13.6	16.1	12.4	10.0
Jumlah <i>Total</i>	5.2	5.8	-0.2	-0.2	-4.0	0.9	3.1	1.0
3.6 Kelengkapan pengangkutan dan pembuatan lain <i>Transport equipment and other manufactures</i>								
a) Struktur <i>Structures</i>	0.9	4.2	3.0	1.2	4.1	0.7	2.2	3.2
b) Kelengkapan pengangkutan <i>Transport equipment</i>	-9.7	-12.2	-15.8	-11.4	-12.0	-16.1	-11.0	-4.4
c) Jentera dan kelengkapan <i>Machinery and equipment</i>	5.9	5.3	0.2	0.4	2.7	-0.3	2.0	6.9
d) Aset lain <i>Other assets</i>	37.8	29.2	2.3	16.3	12.5	26.0	18.9	14.8
Jumlah <i>Total</i>	4.1	5.1	0.7	1.3	3.5	1.6	3.3	6.1
4. Pembinaan <i>Construction</i>								
a) Struktur <i>Structures</i>	11.6	1.7	3.6	2.9	-3.2	1.2	2.2	3.7
b) Kelengkapan pengangkutan <i>Transport equipment</i>	-2.9	9.7	25.4	-1.9	4.7	12.6	12.0	14.3
c) Jentera dan kelengkapan <i>Machinery and equipment</i>	-6.0	11.5	16.9	17.9	7.3	11.7	13.2	15.1
d) Aset lain <i>Other assets</i>	13.2	25.4	21.8	18.2	13.7	16.3	12.5	10.1
Jumlah <i>Total</i>	4.9	5.3	10.2	6.0	1.2	6.4	7.5	9.4

Jadual **3.2.2B**
Table

SMP mengikut Jenis Aktiviti Ekonomi dan Jenis Aset pada Harga Malar 2005 - Perubahan Peratusan Tahunan
PKS by Kind of Economic Activity and Type of Assets at Constant 2005 Price - Annual Percentage Change

Jenis Aktiviti Ekonomi Kind of Economic Activity	2005	2006	2007	2008	2009	2010	2011 ^e	2012 ^p
5. Perkhidmatan Services								
a) Struktur Structures	2.9	2.8	2.8	2.9	2.9	2.9	2.5	3.5
b) Kelengkapan pengangkutan Transport equipment	-3.6	7.2	11.9	8.4	7.8	13.6	9.5	13.4
c) jentera dan kelengkapan Machinery and equipment	19.6	12.2	16.6	7.7	5.0	0.4	2.5	1.8
d) Aset lain Other assets	14.4	20.4	21.2	23.0	16.8	10.8	8.8	10.6
Jumlah Total	3.7	3.9	4.6	3.8	3.6	3.4	3.0	4.2
5.1 Perkhidmatan perantara Intermediate services								
a) Struktur Structures	1.6	1.3	1.2	1.0	1.5	1.6	1.6	3.1
b) Kelengkapan pengangkutan Transport equipment	-3.0	8.1	14.0	7.8	8.5	14.2	9.2	12.0
c) jentera dan kelengkapan Machinery and equipment	36.5	15.0	25.6	7.3	7.0	-2.7	5.1	8.9
d) Aset lain Other assets	9.0	33.3	20.9	17.6	13.3	15.1	11.7	9.4
Jumlah Total	2.2	2.6	3.6	2.2	2.7	2.8	2.9	4.7
5.1.1 Pengangkutan, penyimpanan dan komunikasi Transport, storage and communication								
a) Struktur Structures	-0.7	-0.7	-1.2	-0.9	0.7	0.9	0.6	2.2
b) Kelengkapan pengangkutan Transport equipment	-4.0	8.3	14.7	7.4	9.1	14.1	8.8	11.2
c) jentera dan kelengkapan Machinery and equipment	47.7	14.7	30.3	4.4	8.5	-0.8	7.8	10.1
d) Aset lain Other assets	7.7	35.9	20.7	17.5	13.2	-2.8	-3.9	-5.2
Jumlah Total	0.8	2.1	4.2	1.4	3.3	3.8	3.3	5.3
5.1.2 Kewangan, insurans, hartanah dan perkhidmatan perniagaan Finance, insurance, real estate and business services								
a) Struktur Structures	3.3	2.8	2.8	2.3	2.0	2.0	2.3	3.6
b) Kelengkapan pengangkutan Transport equipment	26.4	2.6	-1.4	19.5	-5.3	16.9	19.9	31.8
c) jentera dan kelengkapan Machinery and equipment	13.8	16.0	13.6	15.6	3.1	-8.0	-3.2	4.8
d) Aset lain Other assets	13.2	25.4	21.8	18.2	13.7	73.4	40.1	27.8
Jumlah Total	3.6	3.1	3.1	2.9	2.0	1.9	2.4	4.1
5.2 Perkhidmatan akhir Final services								
a) Struktur Structures	3.1	1.5	2.5	2.2	2.3	2.3	2.9	3.8
b) Kelengkapan pengangkutan Transport equipment	2.2	13.8	7.8	14.9	9.6	15.8	12.6	14.9
c) jentera dan kelengkapan Machinery and equipment	52.4	24.3	29.3	16.7	12.4	6.8	6.8	5.3
d) Aset lain Other assets	6.4	8.7	12.5	30.1	20.6	19.2	15.2	14.7
Jumlah Total	6.5	4.2	6.0	5.2	4.6	4.0	4.4	5.0

Jadual 3.2.2B
Table
SMP mengikut Jenis Aktiviti Ekonomi dan Jenis Aset pada Harga Malar 2005 - Perubahan Peratusan Tahunan
PKS by Kind of Economic Activity and Type of Assets at Constant 2005 Price - Annual Percentage Change

Jenis Aktiviti Ekonomi <i>Kind of Economic Activity</i>	2005	2006	2007	2008	2009	2010	2011 ^e	2012 ^p
5.2.1 Utiliti <i>Utilities</i>								
a) Struktur <i>Structures</i>	2.0	-0.1	0.6	0.7	0.4	0.0	0.6	1.2
b) Kelengkapan pengangkutan <i>Transport equipment</i>	-8.1	19.4	-26.8	-14.2	-17.7	-15.4	-15.6	-7.6
c) Jentera dan kelengkapan <i>Machinery and equipment</i>	61.2	27.4	34.9	15.1	9.2	6.9	7.1	4.8
d) Aset lain <i>Other assets</i>	-3.2	31.8	26.1	21.1	15.6	3.1	1.8	0.8
Jumlah <i>Total</i>	5.0	2.4	3.9	2.6	1.7	1.0	1.6	1.8
5.2.2 Perdagangan borong dan runcit, penginapan dan restoran <i>Wholesale and retail trade, accommodation and restaurants</i>								
a) Struktur <i>Structures</i>	6.8	6.5	7.6	7.8	6.7	7.1	7.6	8.6
b) Kelengkapan pengangkutan <i>Transport equipment</i>	10.2	21.0	24.4	24.5	15.9	18.3	14.0	15.1
c) Jentera dan kelengkapan <i>Machinery and equipment</i>	33.7	21.5	20.2	18.7	12.8	3.4	3.6	4.0
d) Aset lain <i>Other assets</i>	13.2	25.4	21.8	18.2	13.7	16.0	12.3	9.9
Jumlah <i>Total</i>	9.6	9.4	10.7	11.0	8.7	7.9	7.9	8.9
5.2.3 Perkhidmatan-perkhidmatan lain <i>Other services</i>								
a) Struktur <i>Structures</i>	4.9	3.0	7.0	-1.6	6.6	8.2	7.4	9.4
b) Kelengkapan pengangkutan <i>Transport equipment</i>	-8.2	-13.0	-17.2	-12.3	-16.0	19.2	17.9	24.5
c) Jentera dan kelengkapan <i>Machinery and equipment</i>	58.4	16.8	22.1	20.1	26.9	12.2	10.9	8.8
d) Aset lain <i>Other assets</i>	8.0	4.5	9.5	32.7	21.9	22.6	17.6	16.9
Jumlah <i>Total</i>	11.0	4.5	8.9	9.4	14.3	13.2	11.4	11.9
5.3 Perkhidmatan kerajaan <i>Government services</i>								
a) Struktur <i>Structures</i>	4.6	5.6	5.0	5.5	5.0	4.8	3.2	3.9
b) Kelengkapan pengangkutan <i>Transport equipment</i>	-13.6	-8.5	-4.5	5.9	-4.9	-0.2	7.5	33.8
c) Jentera dan kelengkapan <i>Machinery and equipment</i>	4.7	6.2	6.2	3.0	-0.9	-2.1	-2.6	-6.4
d) Aset lain <i>Other assets</i>	28.6	27.3	29.6	19.6	15.0	0.7	0.1	5.9
Jumlah <i>Total</i>	4.5	5.6	5.3	5.4	4.3	3.9	2.6	3.2
6. Jumlah SMP <i>Total PKS</i>								
a) Struktur <i>Structures</i>	3.0	2.8	2.7	2.9	2.6	2.9	2.7	3.7
b) Kelengkapan pengangkutan <i>Transport equipment</i>	-4.1	5.0	9.9	6.6	6.2	12.5	9.3	13.0
c) Jentera dan kelengkapan <i>Machinery and equipment</i>	7.5	5.3	5.6	4.7	1.2	2.6	4.3	6.2
d) Aset lain <i>Other assets</i>	10.2	11.5	12.9	11.9	10.3	9.3	8.8	11.8
Jumlah <i>Total</i>	4.1	4.1	4.5	4.4	3.5	4.1	4.1	5.7

Jadual 3.2.2C
Table 3.2.2C

 SMP mengikut Jenis Aktiviti Ekonomi dan Jenis Aset pada Harga Malar 2005 - Pembahagian Peratus SMP
 PKS by Kind of Economic Activity and Type of Assets at Constant 2005 Price - Percentage Share of PKS

Jenis Aktiviti Ekonomi Kind of Economic Activity	2005	2006	2007	2008	2009	2010	2011 ^e	2012 ^p
1. Pertanian <i>Agriculture</i>								
a) Struktur <i>Structures</i>	1.1	1.1	1.0	1.0	0.9	0.9	0.9	0.9
b) Kelengkapan pengangkutan <i>Transport equipment</i>	0.1	0.1	0.1	0.1	0.1	0.1	0.1	0.1
c) jentera dan kelengkapan <i>Machinery and equipment</i>	0.3	0.3	0.3	0.3	0.3	0.3	0.3	0.3
d) Aset lain <i>Other assets</i>	1.0	1.0	1.0	1.1	1.1	1.1	1.1	1.2
Jumlah <i>Total</i>	2.5	2.5	2.4	2.4	2.4	2.4	2.4	2.5
2. Perlombongan dan kuari <i>Mining and quarrying</i>								
a) Struktur <i>Structures</i>	0.5	0.5	0.5	0.5	0.4	0.4	0.4	0.4
b) Kelengkapan pengangkutan <i>Transport equipment</i>	0.0	0.0	0.0	0.0	0.0	0.0	0.0	0.0
c) jentera dan kelengkapan <i>Machinery and equipment</i>	0.7	0.6	0.6	0.8	1.1	1.4	1.8	2.2
d) Aset lain <i>Other assets</i>	7.2	7.7	8.3	8.8	9.4	9.8	10.1	10.8
Jumlah <i>Total</i>	8.5	8.8	9.4	10.1	10.9	11.6	12.3	13.4
3. Pembuatan <i>Manufacturing</i>								
a) Struktur <i>Structures</i>	5.9	5.8	5.7	5.7	5.6	5.5	5.6	5.6
b) Kelengkapan pengangkutan <i>Transport equipment</i>	0.5	0.4	0.4	0.3	0.3	0.2	0.2	0.2
c) jentera dan kelengkapan <i>Machinery and equipment</i>	10.0	9.8	9.2	8.8	8.0	7.7	7.5	7.3
d) Aset lain <i>Other assets</i>	0.7	0.8	0.9	1.0	1.1	1.3	1.4	1.5
Jumlah <i>Total</i>	17.0	16.8	16.2	15.8	15.0	14.7	14.7	14.6
3.1 Makanan, minuman dan tembakau <i>Food, beverages and tobacco</i>								
a) Struktur <i>Structures</i>	0.6	0.6	0.6	0.6	0.6	0.5	0.6	0.6
b) Kelengkapan pengangkutan <i>Transport equipment</i>	0.1	0.1	0.1	0.1	0.0	0.0	0.0	0.0
c) jentera dan kelengkapan <i>Machinery and equipment</i>	0.6	0.6	0.6	0.6	0.7	0.7	0.7	0.8
d) Aset lain <i>Other assets</i>	0.0	0.0	0.0	0.0	0.0	0.0	0.0	0.0
Jumlah <i>Total</i>	1.3	1.2	1.2	1.3	1.3	1.3	1.3	1.4
3.2 Produk tekstil, kulit, kayu, kertas, cetakan dan terbitan <i>Textiles, leather, wood, paper products, printing and publishing</i>								
a) Struktur <i>Structures</i>	1.1	1.1	1.0	1.0	1.0	0.9	0.9	0.8
b) Kelengkapan pengangkutan <i>Transport equipment</i>	0.1	0.1	0.1	0.1	0.1	0.0	0.0	0.0
c) jentera dan kelengkapan <i>Machinery and equipment</i>	1.1	1.0	0.9	0.8	0.8	0.7	0.6	0.6
d) Aset lain <i>Other assets</i>	0.0	0.0	0.0	0.0	0.0	0.0	0.0	0.0
Jumlah <i>Total</i>	2.3	2.2	2.0	1.9	1.8	1.7	1.6	1.5

Jadual **3.2.2C**
Table

SMP mengikut Jenis Aktiviti Ekonomi dan Jenis Aset pada Harga Malar 2005 - Pembahagian Peratus SMP
PKS by Kind of Economic Activity and Type of Assets at Constant 2005 Price - Percentage Share of PKS

Jenis Aktiviti Ekonomi <i>Kind of Economic Activity</i>	2005	2006	2007	2008	2009	2010	2011 ^e	2012 ^p
3.3 Produk petroleum, kimia, getah dan plastik <i>Petroleum, chemicals, rubber and plastic products</i>								
a) Struktur <i>Structures</i>	1.0	1.0	1.1	1.2	1.2	1.2	1.2	1.3
b) Kelengkapan pengangkutan <i>Transport equipment</i>	0.1	0.1	0.1	0.1	0.0	0.0	0.0	0.0
c) Jentera dan kelengkapan <i>Machinery and equipment</i>	2.5	2.4	2.4	2.4	2.1	2.1	2.0	2.1
d) Aset lain <i>Other assets</i>	0.1	0.1	0.1	0.1	0.1	0.1	0.2	0.2
Jumlah <i>Total</i>	3.7	3.7	3.7	3.7	3.4	3.4	3.4	3.6
3.4 Produk mineral bukan logam, logam asas dan produk logam yang direka <i>Non-metallic mineral products, basic metal and fabricated metal products</i>								
a) Struktur <i>Structures</i>	0.7	0.7	0.7	0.7	0.7	0.7	0.7	0.7
b) Kelengkapan pengangkutan <i>Transport equipment</i>	0.1	0.1	0.1	0.1	0.1	0.1	0.1	0.1
c) Jentera dan kelengkapan <i>Machinery and equipment</i>	1.0	0.9	0.9	0.9	0.8	0.9	0.9	0.9
d) Aset lain <i>Other assets</i>	0.0	0.0	0.0	0.0	0.0	0.0	0.0	0.1
Jumlah <i>Total</i>	1.8	1.7	1.6	1.6	1.6	1.6	1.7	1.6
3.5 Elektrik dan elektronik <i>Electrical and electronic</i>								
a) Struktur <i>Structures</i>	1.9	1.9	1.9	1.8	1.7	1.7	1.8	1.7
b) Kelengkapan pengangkutan <i>Transport equipment</i>	0.1	0.1	0.1	0.0	0.0	0.0	0.0	0.0
c) Jentera dan kelengkapan <i>Machinery and equipment</i>	4.1	4.1	3.8	3.5	3.1	2.8	2.6	2.4
d) Aset lain <i>Other assets</i>	0.5	0.6	0.7	0.7	0.8	0.9	1.0	1.0
Jumlah <i>Total</i>	6.5	6.6	6.3	6.1	5.6	5.5	5.4	5.2
3.6 Kelengkapan pengangkutan dan pembuatan lain <i>Transport equipment and other manufactures</i>								
a) Struktur <i>Structures</i>	0.5	0.5	0.5	0.5	0.5	0.5	0.5	0.5
b) Kelengkapan pengangkutan <i>Transport equipment</i>	0.1	0.1	0.0	0.0	0.0	0.0	0.0	0.0
c) Jentera dan kelengkapan <i>Machinery and equipment</i>	0.7	0.7	0.7	0.6	0.6	0.6	0.6	0.6
d) Aset lain <i>Other assets</i>	0.1	0.1	0.1	0.1	0.1	0.1	0.1	0.1
Jumlah <i>Total</i>	1.3	1.3	1.3	1.3	1.3	1.2	1.2	1.2
4. Pembinaan <i>Construction</i>								
a) Struktur <i>Structures</i>	0.6	0.6	0.6	0.6	0.5	0.5	0.5	0.5
b) Kelengkapan pengangkutan <i>Transport equipment</i>	0.1	0.1	0.2	0.2	0.2	0.2	0.2	0.2
c) Jentera dan kelengkapan <i>Machinery and equipment</i>	0.2	0.2	0.3	0.3	0.3	0.3	0.3	0.4
d) Aset lain <i>Other assets</i>	0.0	0.0	0.0	0.0	0.0	0.0	0.0	0.0
Jumlah <i>Total</i>	0.9	0.9	1.0	1.0	1.0	1.0	1.0	1.1

Jadual 3.2.2C
Table
SMP mengikut Jenis Aktiviti Ekonomi dan Jenis Aset pada Harga Malar 2005 - Pembahagian Peratus SMP
PKS by Kind of Economic Activity and Type of Assets at Constant 2005 Price - Percentage Share of PKS

Jenis Aktiviti Ekonomi <i>Kind of Economic Activity</i>	2005	2006	2007	2008	2009	2010	2011 ^e	2012 ^p
5. Perkhidmatan <i>Services</i>								
a) Struktur <i>Structures</i>	61.1	60.3	59.3	58.5	58.2	57.5	56.6	55.4
b) Kelengkapan pengangkutan <i>Transport equipment</i>	3.7	3.8	4.1	4.3	4.5	4.9	5.1	5.5
c) jentera dan kelengkapan <i>Machinery and equipment</i>	5.7	6.2	6.9	7.1	7.2	6.9	6.8	6.6
d) Aset lain <i>Other assets</i>	0.5	0.6	0.7	0.8	0.9	1.0	1.0	1.0
Jumlah <i>Total</i>	71.1	70.9	71.0	70.6	70.7	70.2	69.5	68.5
5.1 Perkhidmatan perantara <i>Intermediate services</i>								
a) Struktur <i>Structures</i>	29.4	28.6	27.7	26.8	26.3	25.7	25.1	24.4
b) Kelengkapan pengangkutan <i>Transport equipment</i>	3.0	3.1	3.4	3.5	3.7	4.1	4.3	4.5
c) jentera dan kelengkapan <i>Machinery and equipment</i>	1.4	1.6	1.9	2.0	2.0	1.9	1.9	2.0
d) Aset lain <i>Other assets</i>	0.1	0.1	0.1	0.2	0.2	0.2	0.2	0.2
Jumlah <i>Total</i>	34.0	33.5	33.2	32.5	32.2	31.8	31.4	31.1
5.1.1 Pengangkutan, penyimpanan dan komunikasi <i>Transport, storage and communication</i>								
a) Struktur <i>Structures</i>	12.4	11.8	11.2	10.6	10.3	10.0	9.7	9.3
b) Kelengkapan pengangkutan <i>Transport equipment</i>	2.9	3.0	3.3	3.4	3.6	3.9	4.1	4.3
c) jentera dan kelengkapan <i>Machinery and equipment</i>	1.0	1.1	1.4	1.4	1.5	1.4	1.5	1.5
d) Aset lain <i>Other assets</i>	0.1	0.1	0.1	0.1	0.1	0.1	0.1	0.1
Jumlah <i>Total</i>	16.4	16.0	16.0	15.5	15.5	15.5	15.3	15.3
5.1.2 Kewangan, insurans, hartanah dan perkhidmatan perniagaan <i>Finance, insurance, real estate and business services</i>								
a) Struktur <i>Structures</i>	17.0	16.8	16.5	16.2	16.0	15.7	15.4	15.1
b) Kelengkapan pengangkutan <i>Transport equipment</i>	0.1	0.1	0.1	0.1	0.1	0.1	0.2	0.2
c) jentera dan kelengkapan <i>Machinery and equipment</i>	0.4	0.4	0.5	0.5	0.5	0.5	0.4	0.4
d) Aset lain <i>Other assets</i>	0.0	0.0	0.0	0.0	0.0	0.1	0.1	0.1
Jumlah <i>Total</i>	17.6	17.4	17.2	16.9	16.7	16.3	16.1	15.8
5.2 Perkhidmatan akhir <i>Final services</i>								
a) Struktur <i>Structures</i>	10.6	10.4	10.1	9.9	9.8	9.7	9.5	9.4
b) Kelengkapan pengangkutan <i>Transport equipment</i>	0.4	0.4	0.4	0.5	0.5	0.6	0.6	0.7
c) jentera dan kelengkapan <i>Machinery and equipment</i>	1.2	1.4	1.8	2.0	2.2	2.2	2.3	2.3
d) Aset lain <i>Other assets</i>	0.2	0.2	0.2	0.3	0.4	0.4	0.4	0.5
Jumlah <i>Total</i>	12.4	12.4	12.6	12.7	12.9	12.8	12.9	12.8

Jadual **3.2.2C**
Table

SMP mengikut Jenis Aktiviti Ekonomi dan Jenis Aset pada Harga Malar 2005 - Pembahagian Peratus SMP
PKS by Kind of Economic Activity and Type of Assets at Constant 2005 Price - Percentage Share of PKS

Jenis Aktiviti Ekonomi Kind of Economic Activity	2005	2006	2007	2008	2009	2010	2011 ^e	2012 ^p
5.2.1 Utiliti <i>Utilities</i>								
a) Struktur <i>Structures</i>	7.8	7.5	7.2	6.9	6.7	6.5	6.2	6.0
b) Kelengkapan pengangkutan <i>Transport equipment</i>	0.1	0.1	0.1	0.0	0.0	0.0	0.0	0.0
c) jentera dan kelengkapan <i>Machinery and equipment</i>	0.7	0.9	1.1	1.2	1.3	1.3	1.4	1.4
d) Aset lain <i>Other assets</i>	0.0	0.0	0.0	0.1	0.1	0.1	0.1	0.1
Jumlah <i>Total</i>	8.6	8.5	8.4	8.3	8.1	7.9	7.7	7.4
5.2.2 Perdagangan borong dan runcit, penginapan dan restoran <i>Wholesale and retail trade, accommodation and restaurants</i>								
a) Struktur <i>Structures</i>	2.3	2.4	2.4	2.5	2.6	2.7	2.7	2.8
b) Kelengkapan pengangkutan <i>Transport equipment</i>	0.2	0.3	0.3	0.4	0.4	0.5	0.5	0.6
c) jentera dan kelengkapan <i>Machinery and equipment</i>	0.3	0.4	0.4	0.5	0.5	0.5	0.5	0.5
d) Aset lain <i>Other assets</i>	0.0	0.0	0.0	0.0	0.0	0.0	0.0	0.0
Jumlah <i>Total</i>	2.9	3.0	3.2	3.4	3.6	3.7	3.8	3.9
5.2.3 Perkhidmatan-perkhidmatan lain <i>Other services</i>								
a) Struktur <i>Structures</i>	0.5	0.5	0.5	0.5	0.5	0.5	0.5	0.6
b) Kelengkapan pengangkutan <i>Transport equipment</i>	0.1	0.1	0.1	0.0	0.0	0.0	0.0	0.1
c) jentera dan kelengkapan <i>Machinery and equipment</i>	0.2	0.2	0.2	0.3	0.3	0.3	0.4	0.4
d) Aset lain <i>Other assets</i>	0.2	0.2	0.2	0.2	0.3	0.3	0.4	0.4
Jumlah <i>Total</i>	1.0	1.0	1.0	1.0	1.2	1.3	1.3	1.4
5.3 Perkhidmatan kerajaan <i>Government services</i>								
a) Struktur <i>Structures</i>	21.1	21.4	21.5	21.7	22.0	22.2	22.0	21.6
b) Kelengkapan pengangkutan <i>Transport equipment</i>	0.3	0.3	0.3	0.3	0.2	0.2	0.2	0.3
c) jentera dan kelengkapan <i>Machinery and equipment</i>	3.1	3.1	3.2	3.1	3.0	2.8	2.6	2.3
d) Aset lain <i>Other assets</i>	0.2	0.2	0.3	0.3	0.4	0.4	0.3	0.3
Jumlah <i>Total</i>	24.7	25.0	25.2	25.4	25.6	25.6	25.2	24.6
6. Jumlah SMP <i>Total PKS</i>								
a) Struktur <i>Structures</i>	69.2	68.3	67.1	66.1	65.6	64.8	63.9	62.7
b) Kelengkapan pengangkutan <i>Transport equipment</i>	4.5	4.5	4.8	4.9	5.0	5.4	5.7	6.1
c) jentera dan kelengkapan <i>Machinery and equipment</i>	16.9	17.1	17.2	17.3	16.9	16.7	16.7	16.8
d) Aset lain <i>Other assets</i>	9.4	10.1	10.9	11.7	12.5	13.1	13.7	14.5
Jumlah <i>Total</i>	100.0	100.0	100.0	100.0	100.0	100.0	100.0	100.0

Jadual 3.2.2D
Table
SMP mengikut Jenis Aktiviti Ekonomi dan Jenis Aset pada Harga Malar 2005 - Pembahagian Peratus mengikut Jenis Aset
PKS by Kind of Economic Activity and Type of Assets at Constant 2005 Price - Percentage Share by Type of Assets

Jenis Aktiviti Ekonomi <i>Kind of Economic Activity</i>	2005	2006	2007	2008	2009	2010	2011 ^e	2012 ^p
1. Pertanian <i>Agriculture</i>								
a) Struktur <i>Structures</i>	43.6	42.9	41.5	40.2	38.7	37.6	36.7	35.8
b) Kelengkapan pengangkutan <i>Transport equipment</i>	4.2	4.2	4.3	4.4	4.4	4.7	5.0	5.4
c) Jentera dan kelengkapan <i>Machinery and equipment</i>	11.6	11.6	11.8	12.0	12.4	12.1	11.9	11.7
d) Aset lain <i>Other assets</i>	40.6	41.3	42.5	43.4	44.4	45.5	46.4	47.1
Jumlah <i>Total</i>	100.0	100.0	100.0	100.0	100.0	100.0	100.0	100.0
2. Perlombongan dan kuari <i>Mining and quarrying</i>								
a) Struktur <i>Structures</i>	6.4	5.8	5.1	4.5	3.9	3.5	3.2	2.7
b) Kelengkapan pengangkutan <i>Transport equipment</i>	0.2	0.2	0.1	0.1	0.0	0.1	0.1	0.1
c) Jentera dan kelengkapan <i>Machinery and equipment</i>	8.2	6.9	6.9	8.2	9.9	12.4	14.3	16.7
d) Aset lain <i>Other assets</i>	85.1	87.1	87.9	87.3	86.1	84.0	82.4	80.5
Jumlah <i>Total</i>	100.0	100.0	100.0	100.0	100.0	100.0	100.0	100.0
3. Pembuatan <i>Manufacturing</i>								
a) Struktur <i>Structures</i>	34.4	34.6	35.4	36.0	37.2	37.6	38.1	38.3
b) Kelengkapan pengangkutan <i>Transport equipment</i>	3.0	2.6	2.3	2.1	1.9	1.7	1.7	1.7
c) Jentera dan kelengkapan <i>Machinery and equipment</i>	58.5	58.1	56.7	55.5	53.6	52.1	50.9	50.1
d) Aset lain <i>Other assets</i>	4.0	4.7	5.6	6.4	7.3	8.5	9.4	10.0
Jumlah <i>Total</i>	100.0	100.0	100.0	100.0	100.0	100.0	100.0	100.0
3.1 Makanan, minuman dan tembakau <i>Food, beverages and tobacco</i>								
a) Struktur <i>Structures</i>	45.3	45.2	44.8	44.3	42.7	41.9	41.1	39.5
b) Kelengkapan pengangkutan <i>Transport equipment</i>	5.9	5.2	4.5	4.1	3.6	3.3	3.3	3.1
c) Jentera dan kelengkapan <i>Machinery and equipment</i>	47.2	47.9	48.7	49.1	51.0	51.9	52.6	54.4
d) Aset lain <i>Other assets</i>	1.6	1.8	2.1	2.4	2.6	2.9	3.0	3.0
Jumlah <i>Total</i>	100.0	100.0	100.0	100.0	100.0	100.0	100.0	100.0
3.2 Produk tekstil, kulit, kayu, kertas, cetakan dan terbitan <i>Textiles, leather, wood, paper products, printing and publishing</i>								
a) Struktur <i>Structures</i>	48.4	49.8	51.3	51.8	54.0	55.1	55.1	53.5
b) Kelengkapan pengangkutan <i>Transport equipment</i>	5.5	4.9	4.2	3.5	3.0	2.7	3.1	3.1
c) Jentera dan kelengkapan <i>Machinery and equipment</i>	45.6	44.8	43.9	44.0	42.2	41.2	40.6	42.0
d) Aset lain <i>Other assets</i>	0.4	0.5	0.6	0.7	0.9	1.1	1.2	1.4
Jumlah <i>Total</i>	100.0	100.0	100.0	100.0	100.0	100.0	100.0	100.0

Jadual 3.2.2D
Table
SMP mengikut Jenis Aktiviti Ekonomi dan Jenis Aset pada Harga Malar 2005 - Pembahagian Peratus mengikut Jenis Aset
PKS by Kind of Economic Activity and Type of Assets at Constant 2005 Price - Percentage Share by Type of Assets

Jenis Aktiviti Ekonomi <i>Kind of Economic Activity</i>	2005	2006	2007	2008	2009	2010	2011 ^e	2012 ^p
3.3 Produk petroleum, kimia, getah dan plastik <i>Petroleum, chemicals, rubber and plastic products</i>								
a) Struktur <i>Structures</i>	27.5	28.5	29.9	31.2	33.4	34.1	35.6	36.7
b) Kelengkapan pengangkutan <i>Transport equipment</i>	2.4	2.1	1.8	1.5	1.4	1.2	1.2	1.2
c) Jentera dan kelengkapan <i>Machinery and equipment</i>	67.2	66.4	65.1	64.1	61.7	60.5	58.4	57.1
d) Aset lain <i>Other assets</i>	2.9	3.1	3.2	3.2	3.5	4.2	4.8	5.0
Jumlah <i>Total</i>	100.0	100.0	100.0	100.0	100.0	100.0	100.0	100.0
3.4 Produk mineral bukan logam, logam asas dan produk logam yang direka <i>Non-metallic mineral products, basic metal and fabricated metal products</i>								
a) Struktur <i>Structures</i>	38.1	40.0	41.0	41.9	43.0	42.0	41.1	41.2
b) Kelengkapan pengangkutan <i>Transport equipment</i>	4.6	4.2	4.4	4.1	4.0	3.5	3.2	3.1
c) Jentera dan kelengkapan <i>Machinery and equipment</i>	56.4	54.7	53.4	52.6	51.5	52.3	53.1	52.6
d) Aset lain <i>Other assets</i>	0.8	1.1	1.2	1.4	1.6	2.2	2.6	3.1
Jumlah <i>Total</i>	100.0	100.0	100.0	100.0	100.0	100.0	100.0	100.0
3.5 Elektrik dan elektronik <i>Electrical and electronic</i>								
a) Struktur <i>Structures</i>	29.2	28.6	29.2	29.7	30.5	31.7	32.6	33.5
b) Kelengkapan pengangkutan <i>Transport equipment</i>	1.0	0.9	0.8	0.7	0.6	0.6	0.6	0.6
c) Jentera dan kelengkapan <i>Machinery and equipment</i>	62.6	62.2	59.7	57.3	54.4	51.1	48.7	46.1
d) Aset lain <i>Other assets</i>	7.2	8.3	10.3	12.2	14.5	16.6	18.1	19.8
Jumlah <i>Total</i>	100.0	100.0	100.0	100.0	100.0	100.0	100.0	100.0
3.6 Kelengkapan pengangkutan dan pembuatan lain <i>Transport equipment and other manufactures</i>								
a) Struktur <i>Structures</i>	39.4	39.1	40.0	40.0	40.2	39.9	39.4	38.4
b) Kelengkapan pengangkutan <i>Transport equipment</i>	5.3	4.5	3.7	3.3	2.8	2.3	2.0	1.8
c) Jentera dan kelengkapan <i>Machinery and equipment</i>	50.5	50.6	50.3	49.9	49.5	48.6	47.9	48.3
d) Aset lain <i>Other assets</i>	4.8	5.9	6.0	6.9	7.5	9.3	10.7	11.6
Jumlah <i>Total</i>	100.0	100.0	100.0	100.0	100.0	100.0	100.0	100.0
4. Pembinaan <i>Construction</i>								
a) Struktur <i>Structures</i>	62.2	60.2	56.5	54.9	52.5	49.9	47.5	45.0
b) Kelengkapan pengangkutan <i>Transport equipment</i>	14.4	15.1	17.1	15.8	16.4	17.3	18.1	18.9
c) Jentera dan kelengkapan <i>Machinery and equipment</i>	22.6	23.9	25.4	28.2	29.9	31.4	33.1	34.8
d) Aset lain <i>Other assets</i>	0.7	0.9	1.0	1.1	1.2	1.3	1.4	1.4
Jumlah <i>Total</i>	100.0	100.0	100.0	100.0	100.0	100.0	100.0	100.0


Jadual 3.2.2D
Table
SMP mengikut Jenis Aktiviti Ekonomi dan Jenis Aset pada Harga Malar 2005 - Pembahagian Peratus mengikut Jenis Aset
PKS by Kind of Economic Activity and Type of Assets at Constant 2005 Price - Percentage Share by Type of Assets

Jenis Aktiviti Ekonomi <i>Kind of Economic Activity</i>	2005	2006	2007	2008	2009	2010	2011 ^e	2012 ^p
5. Perkhidmatan <i>Services</i>								
a) Struktur <i>Structures</i>	86.0	85.1	83.6	82.8	82.3	81.8	81.4	80.9
b) Kelengkapan pengangkutan <i>Transport equipment</i>	5.3	5.4	5.8	6.1	6.3	6.9	7.4	8.0
c) jentera dan kelengkapan <i>Machinery and equipment</i>	8.0	8.7	9.7	10.0	10.2	9.9	9.8	9.6
d) Aset lain <i>Other assets</i>	0.7	0.8	1.0	1.1	1.3	1.4	1.4	1.5
Jumlah <i>Total</i>	100.0	100.0	100.0	100.0	100.0	100.0	100.0	100.0
5.1 Perkhidmatan perantara <i>Intermediate services</i>								
a) Struktur <i>Structures</i>	86.6	85.5	83.5	82.6	81.7	80.7	79.7	78.5
b) Kelengkapan pengangkutan <i>Transport equipment</i>	8.9	9.4	10.3	10.9	11.5	12.8	13.5	14.5
c) jentera dan kelengkapan <i>Machinery and equipment</i>	4.2	4.7	5.7	6.0	6.3	5.9	6.1	6.3
d) Aset lain <i>Other assets</i>	0.3	0.4	0.4	0.5	0.5	0.6	0.7	0.7
Jumlah <i>Total</i>	100.0	100.0	100.0	100.0	100.0	100.0	100.0	100.0
5.1.1 Pengangkutan, penyimpanan dan komunikasi <i>Transport, storage and communication</i>								
a) Struktur <i>Structures</i>	75.6	73.5	69.8	68.2	66.4	64.6	62.9	61.1
b) Kelengkapan pengangkutan <i>Transport equipment</i>	17.7	18.7	20.6	21.8	23.1	25.4	26.7	28.2
c) jentera dan kelengkapan <i>Machinery and equipment</i>	6.3	7.1	8.9	9.2	9.6	9.2	9.6	10.0
d) Aset lain <i>Other assets</i>	0.4	0.6	0.7	0.8	0.9	0.8	0.8	0.7
Jumlah <i>Total</i>	100.0	100.0	100.0	100.0	100.0	100.0	100.0	100.0
5.1.2 Kewangan, insurans, hartanah dan perkhidmatan perniagaan <i>Finance, insurance, real estate and business services</i>								
a) Struktur <i>Structures</i>	96.9	96.6	96.3	95.9	95.9	95.9	95.7	95.3
b) Kelengkapan pengangkutan <i>Transport equipment</i>	0.7	0.7	0.7	0.8	0.7	0.8	1.0	1.2
c) jentera dan kelengkapan <i>Machinery and equipment</i>	2.2	2.5	2.8	3.1	3.2	2.9	2.7	2.7
d) Aset lain <i>Other assets</i>	0.1	0.2	0.2	0.2	0.2	0.4	0.6	0.7
Jumlah <i>Total</i>	100.0	100.0	100.0	100.0	100.0	100.0	100.0	100.0
5.2 Perkhidmatan akhir <i>Final services</i>								
a) Struktur <i>Structures</i>	85.5	83.2	80.5	78.2	76.5	75.2	74.1	73.3
b) Kelengkapan pengangkutan <i>Transport equipment</i>	3.1	3.4	3.5	3.8	4.0	4.4	4.8	5.2
c) jentera dan kelengkapan <i>Machinery and equipment</i>	9.7	11.6	14.1	15.6	16.8	17.3	17.7	17.7
d) Aset lain <i>Other assets</i>	1.7	1.8	1.9	2.4	2.7	3.1	3.5	3.8
Jumlah <i>Total</i>	100.0	100.0	100.0	100.0	100.0	100.0	100.0	100.0

Jadual 3.2.2D
Table
SMP mengikut Jenis Aktiviti Ekonomi dan Jenis Aset pada Harga Malar 2005 - Pembahagian Peratus mengikut Jenis Aset
PKS by Kind of Economic Activity and Type of Assets at Constant 2005 Price - Percentage Share by Type of Assets

Jenis Aktiviti Ekonomi <i>Kind of Economic Activity</i>	2005	2006	2007	2008	2009	2010	2011 ^e	2012 ^p
5.2.1 Utiliti <i>Utilities</i>								
a) Struktur <i>Structures</i>	90.6	88.3	85.5	83.9	82.8	81.9	81.1	80.6
b) Kelengkapan pengangkutan <i>Transport equipment</i>	0.9	1.0	0.7	0.6	0.5	0.4	0.3	0.3
c) jentera dan kelengkapan <i>Machinery and equipment</i>	8.2	10.2	13.3	14.9	16.0	16.9	17.8	18.4
d) Aset lain <i>Other assets</i>	0.3	0.4	0.5	0.6	0.7	0.7	0.7	0.7
Jumlah <i>Total</i>	100.0	100.0	100.0	100.0	100.0	100.0	100.0	100.0
5.2.2 Perdagangan borong dan runcit, penginapan dan restoran <i>Wholesale and retail trade, accommodation and restaurants</i>								
a) Struktur <i>Structures</i>	80.4	78.3	76.0	73.8	72.5	72.0	71.8	71.6
b) Kelengkapan pengangkutan <i>Transport equipment</i>	8.2	9.1	10.2	11.4	12.2	13.4	14.1	14.9
c) Jentera dan kelengkapan <i>Machinery and equipment</i>	11.2	12.5	13.6	14.5	15.1	14.4	13.9	13.2
d) Aset lain <i>Other assets</i>	0.1	0.2	0.2	0.2	0.2	0.2	0.2	0.2
Jumlah <i>Total</i>	100.0	100.0	100.0	100.0	100.0	100.0	100.0	100.0
5.2.3 Perkhidmatan-perkhidmatan lain <i>Other services</i>								
a) Struktur <i>Structures</i>	54.4	53.6	52.7	47.4	44.2	42.2	40.7	39.8
b) Kelengkapan pengangkutan <i>Transport equipment</i>	8.2	6.8	5.2	4.2	3.1	3.2	3.4	3.8
c) Jentera dan kelengkapan <i>Machinery and equipment</i>	18.3	20.4	22.9	25.1	27.9	27.7	27.5	26.8
d) Aset lain <i>Other assets</i>	19.1	19.1	19.2	23.3	24.8	26.9	28.4	29.6
Jumlah <i>Total</i>	100.0	100.0	100.0	100.0	100.0	100.0	100.0	100.0
5.3 Perkhidmatan kerajaan <i>Government services</i>								
a) Struktur <i>Structures</i>	85.4	85.4	85.2	85.3	85.9	86.6	87.2	87.8
b) Kelengkapan pengangkutan <i>Transport equipment</i>	1.3	1.2	1.1	1.1	1.0	0.9	1.0	1.3
c) Jentera dan kelengkapan <i>Machinery and equipment</i>	12.4	12.5	12.6	12.3	11.7	11.0	10.5	9.5
d) Aset lain <i>Other assets</i>	0.8	0.9	1.2	1.3	1.4	1.4	1.4	1.4
Jumlah <i>Total</i>	100.0	100.0	100.0	100.0	100.0	100.0	100.0	100.0
6. Jumlah SMP <i>Total PKS</i>								
a) Struktur <i>Structures</i>	69.2	68.3	67.1	66.1	65.6	64.8	63.9	62.7
b) Kelengkapan pengangkutan <i>Transport equipment</i>	4.5	4.5	4.8	4.9	5.0	5.4	5.7	6.1
c) Jentera dan kelengkapan <i>Machinery and equipment</i>	16.9	17.1	17.2	17.3	16.9	16.7	16.7	16.8
d) Aset lain <i>Other assets</i>	9.4	10.1	10.9	11.7	12.5	13.1	13.7	14.5
Jumlah <i>Total</i>	100.0	100.0	100.0	100.0	100.0	100.0	100.0	100.0

Penggunaan Modal Tetap
Consumption of Fixed Capital



Jadual 4.1.2A
Table

 PMT mengikut Jenis Aktiviti Ekonomi dan Jenis Aset pada Harga Semasa - RM Juta - Nilai Akhir Tahun
 COFC by Kind of Economic Activity and Type of Assets at Current Prices - RM Million - End Year Value

Jenis Aktiviti Ekonomi Kind of Economic Activity	2005	2006	2007	2008	2009	2010	2011 ^e	2012 ^p
1. Pertanian <i>Agriculture</i>								
a) Struktur <i>Structures</i>	605	634	670	693	753	822	916	843
b) Kelengkapan pengangkutan <i>Transport equipment</i>	347	331	324	338	366	403	453	506
c) jentera dan kelengkapan <i>Machinery and equipment</i>	708	731	745	787	854	881	878	895
d) Aset lain <i>Other assets</i>	1,732	1,846	1,967	2,483	2,359	2,638	3,156	3,393
Jumlah <i>Total</i>	3,393	3,542	3,706	4,301	4,332	4,744	5,403	5,638
2. Perlombongan dan kuari <i>Mining and quarrying</i>								
a) Struktur <i>Structures</i>	254	267	283	293	319	349	387	351
b) Kelengkapan pengangkutan <i>Transport equipment</i>	61	52	42	30	20	40	63	62
c) Jentera dan kelengkapan <i>Machinery and equipment</i>	1,461	1,431	1,444	1,758	2,349	3,200	4,213	5,546
d) Aset lain <i>Other assets</i>	1,920	2,377	3,110	3,617	4,182	4,448	5,525	6,105
Jumlah <i>Total</i>	3,695	4,127	4,879	5,698	6,870	8,037	10,188	12,063
3. Pembuatan <i>Manufacturing</i>								
a) Struktur <i>Structures</i>	2,636	2,892	3,185	3,461	3,891	4,366	5,050	5,183
b) Kelengkapan pengangkutan <i>Transport equipment</i>	1,603	1,481	1,327	1,209	1,118	1,031	1,029	1,077
c) Jentera dan kelengkapan <i>Machinery and equipment</i>	20,806	21,744	22,072	22,288	22,072	21,482	21,525	22,041
d) Aset lain <i>Other assets</i>	1,107	1,349	1,605	2,050	1,914	2,250	2,772	3,268
Jumlah <i>Total</i>	26,153	27,465	28,190	29,008	28,995	29,129	30,375	31,569
3.1 Makanan, minuman dan tembakau <i>Food, beverages and tobacco</i>								
a) Struktur <i>Structures</i>	259	284	310	337	381	426	492	505
b) Kelengkapan pengangkutan <i>Transport equipment</i>	237	227	205	195	192	185	191	204
c) Jentera dan kelengkapan <i>Machinery and equipment</i>	1,201	1,317	1,391	1,497	1,646	1,773	1,910	2,124
d) Aset lain <i>Other assets</i>	62	62	66	115	77	111	147	155
Jumlah <i>Total</i>	1,760	1,890	1,972	2,144	2,296	2,494	2,740	2,988
3.2 Produk tekstil, kulit, kayu, kertas, cetakan dan terbitan <i>Textiles, leather, wood, paper products, printing and publishing</i>								
a) Struktur <i>Structures</i>	528	565	609	645	710	780	870	860
b) Kelengkapan pengangkutan <i>Transport equipment</i>	441	394	332	274	227	195	200	219
c) Jentera dan kelengkapan <i>Machinery and equipment</i>	2,328	2,293	2,202	2,168	2,106	1,967	1,883	1,905
d) Aset lain <i>Other assets</i>	45	42	55	60	63	58	71	78
Jumlah <i>Total</i>	3,343	3,295	3,198	3,147	3,106	3,000	3,023	3,062

Jadual 4.1.2A
Table

 PMT mengikut Jenis Aktiviti Ekonomi dan Jenis Aset pada Harga Semasa - RM Juta - Nilai Akhir Tahun
 COFC by Kind of Economic Activity and Type of Assets at Current Prices - RM Million - End Year Value

Jenis Aktiviti Ekonomi <i>Kind of Economic Activity</i>	2005	2006	2007	2008	2009	2010	2011 ^e	2012 ^p
3.3 Produk petroleum, kimia, getah dan plastik <i>Petroleum, chemicals, rubber and plastic products</i>								
a) Struktur <i>Structures</i>	487	543	615	692	798	909	1,071	1,136
b) Kelengkapan pengangkutan <i>Transport equipment</i>	266	251	226	206	191	178	176	192
c) Jentera dan kelengkapan <i>Machinery and equipment</i>	5,222	5,364	5,522	5,768	5,804	5,719	5,803	6,081
d) Aset lain <i>Other assets</i>	185	256	338	407	301	285	391	587
Jumlah <i>Total</i>	6,161	6,414	6,701	7,073	7,094	7,091	7,441	7,995
3.4 Produk mineral bukan logam, logam asas dan produk logam yang direka <i>Non-metallic mineral products, basic metal and fabricated metal products</i>								
a) Struktur <i>Structures</i>	319	350	381	416	476	538	624	643
b) Kelengkapan pengangkutan <i>Transport equipment</i>	265	245	236	243	245	238	232	228
c) Jentera dan kelengkapan <i>Machinery and equipment</i>	2,144	2,184	2,121	2,153	2,215	2,306	2,511	2,654
d) Aset lain <i>Other assets</i>	56	65	53	127	77	112	135	155
Jumlah <i>Total</i>	2,785	2,844	2,790	2,939	3,013	3,193	3,503	3,680
3.5 Elektrik dan elektronik <i>Electrical and electronic</i>								
a) Struktur <i>Structures</i>	820	907	1,000	1,078	1,195	1,340	1,566	1,608
b) Kelengkapan pengangkutan <i>Transport equipment</i>	193	181	170	156	139	124	128	137
c) Jentera dan kelengkapan <i>Machinery and equipment</i>	8,524	9,088	9,282	9,108	8,646	8,042	7,735	7,523
d) Aset lain <i>Other assets</i>	676	797	951	1,192	1,218	1,492	1,776	1,993
Jumlah <i>Total</i>	10,212	10,974	11,403	11,534	11,198	10,998	11,205	11,262
3.6 Kelengkapan pengangkutan dan pembuatan lain <i>Transport equipment and other manufactures</i>								
a) Struktur <i>Structures</i>	222	243	270	292	331	374	426	430
b) Kelengkapan pengangkutan <i>Transport equipment</i>	201	182	158	137	124	112	102	98
c) Jentera dan kelengkapan <i>Machinery and equipment</i>	1,386	1,497	1,555	1,594	1,655	1,675	1,683	1,754
d) Aset lain <i>Other assets</i>	83	127	142	149	177	193	253	300
Jumlah <i>Total</i>	1,892	2,049	2,125	2,172	2,287	2,353	2,464	2,583
4. Pembinaan <i>Construction</i>								
a) Struktur <i>Structures</i>	271	299	324	349	382	415	469	474
b) Kelengkapan pengangkutan <i>Transport equipment</i>	454	467	540	583	582	637	734	843
c) Jentera dan kelengkapan <i>Machinery and equipment</i>	491	519	598	749	872	913	979	1,092
d) Aset lain <i>Other assets</i>	69	60	55	65	18	61	84	100
Jumlah <i>Total</i>	1,286	1,344	1,518	1,746	1,854	2,026	2,266	2,510

Jadual 4.1.2A
Table

 PMT mengikut Jenis Aktiviti Ekonomi dan Jenis Aset pada Harga Semasa - RM Juta - Nilai Akhir Tahun
 COFC by Kind of Economic Activity and Type of Assets at Current Prices - RM Million - End Year Value

Jenis Aktiviti Ekonomi Kind of Economic Activity	2005	2006	2007	2008	2009	2010	2011 ^e	2012 ^p
5. Perkhidmatan <i>Services</i>								
a) Struktur <i>Structures</i>	22,827	24,793	27,225	29,355	33,077	37,305	42,678	41,787
b) Kelengkapan pengangkutan <i>Transport equipment</i>	8,823	8,899	9,626	10,511	11,370	12,631	14,209	15,905
c) jentera dan kelengkapan <i>Machinery and equipment</i>	12,722	15,536	18,377	20,907	22,400	22,419	22,035	22,163
d) Aset lain <i>Other assets</i>	1,425	1,662	2,193	2,618	2,908	3,734	4,579	5,179
Jumlah <i>Total</i>	45,797	50,890	57,420	63,391	69,756	76,090	83,501	85,035
5.1 Perkhidmatan perantaraan <i>Intermediate services</i>								
a) Struktur <i>Structures</i>	11,758	12,665	13,773	14,713	16,410	18,336	20,837	20,656
b) Kelengkapan pengangkutan <i>Transport equipment</i>	6,764	6,869	7,502	8,184	8,803	9,857	11,168	12,438
c) jentera dan kelengkapan <i>Machinery and equipment</i>	4,066	5,376	6,841	8,182	8,583	8,021	7,278	7,298
d) Aset lain <i>Other assets</i>	312	381	499	690	788	1,449	1,904	2,093
Jumlah <i>Total</i>	22,900	25,291	28,616	31,768	34,584	37,663	41,186	42,486
5.1.1 Pengangkutan, penyimpanan dan komunikasi <i>Transport, storage and communication</i>								
a) Struktur <i>Structures</i>	3,506	3,745	4,047	4,264	4,774	5,405	6,176	5,637
b) Kelengkapan pengangkutan <i>Transport equipment</i>	6,452	6,528	7,159	7,812	8,400	9,416	10,633	11,745
c) jentera dan kelengkapan <i>Machinery and equipment</i>	2,582	3,499	4,572	5,555	5,799	5,458	5,027	5,094
d) Aset lain <i>Other assets</i>	116	171	190	460	455	906	1,108	1,138
Jumlah <i>Total</i>	12,657	13,944	15,968	18,091	19,429	21,186	22,944	23,613
5.1.2 Kewangan, insurans, hartanah dan perkhidmatan perniagaan <i>Finance, insurance, real estate and business services</i>								
a) Struktur <i>Structures</i>	8,251	8,920	9,726	10,449	11,636	12,931	14,661	15,020
b) Kelengkapan pengangkutan <i>Transport equipment</i>	312	341	343	371	403	441	535	693
c) jentera dan kelengkapan <i>Machinery and equipment</i>	1,484	1,876	2,269	2,626	2,784	2,562	2,251	2,204
d) Aset lain <i>Other assets</i>	196	210	309	230	333	543	796	956
Jumlah <i>Total</i>	10,244	11,347	12,648	13,677	15,156	16,477	18,242	18,873
5.2 Perkhidmatan akhir <i>Final services</i>								
a) Struktur <i>Structures</i>	4,967	5,372	5,869	6,290	7,061	7,938	9,054	8,595
b) Kelengkapan pengangkutan <i>Transport equipment</i>	1,015	1,110	1,271	1,468	1,686	1,897	2,116	2,341
c) jentera dan kelengkapan <i>Machinery and equipment</i>	2,491	3,542	4,433	5,229	6,056	6,663	7,170	7,681
d) Aset lain <i>Other assets</i>	879	967	1,272	1,369	1,485	1,593	1,934	2,325
Jumlah <i>Total</i>	9,352	10,991	12,845	14,356	16,289	18,091	20,275	20,942

Jadual 4.1.2A
Table

 PMT mengikut Jenis Aktiviti Ekonomi dan Jenis Aset pada Harga Semasa - RM Juta - Nilai Akhir Tahun
 COFC by Kind of Economic Activity and Type of Assets at Current Prices - RM Million - End Year Value

Jenis Aktiviti Ekonomi Kind of Economic Activity	2005	2006	2007	2008	2009	2010	2011 ^e	2012 ^p
5.2.1 Utiliti <i>Utilities</i>								
a) Struktur <i>Structures</i>	3,633	3,896	4,213	4,456	4,951	5,499	6,174	5,557
b) Kelengkapan pengangkutan <i>Transport equipment</i>	184	199	197	158	132	110	95	85
c) Jentera dan kelengkapan <i>Machinery and equipment</i>	1,291	1,818	2,324	2,812	3,169	3,431	3,676	3,909
d) Aset lain <i>Other assets</i>	349	290	456	438	455	349	429	609
Jumlah <i>Total</i>	5,457	6,203	7,189	7,863	8,706	9,390	10,373	10,160
5.2.2 Perdagangan borong dan runcit, penginapan dan restoran <i>Wholesale and retail trade, accommodation and restaurants</i>								
a) Struktur <i>Structures</i>	1,093	1,212	1,363	1,519	1,756	2,028	2,394	2,537
b) Kelengkapan pengangkutan <i>Transport equipment</i>	578	685	883	1,148	1,415	1,653	1,872	2,082
c) Jentera dan kelengkapan <i>Machinery and equipment</i>	739	1,091	1,382	1,596	1,824	1,940	2,020	2,126
d) Aset lain <i>Other assets</i>	172	239	296	371	329	412	514	566
Jumlah <i>Total</i>	2,582	3,227	3,925	4,635	5,325	6,032	6,800	7,312
5.2.3 Perkhidmatan-perkhidmatan lain <i>Other services</i>								
a) Struktur <i>Structures</i>	241	263	293	315	354	411	486	501
b) Kelengkapan pengangkutan <i>Transport equipment</i>	253	227	191	162	140	135	150	174
c) Jentera dan kelengkapan <i>Machinery and equipment</i>	460	633	727	821	1,063	1,292	1,474	1,646
d) Aset lain <i>Other assets</i>	359	439	521	560	701	832	992	1,149
Jumlah <i>Total</i>	1,313	1,561	1,732	1,859	2,258	2,670	3,102	3,471
5.3 Perkhidmatan kerajaan <i>Government services</i>								
a) Struktur <i>Structures</i>	6,102	6,756	7,582	8,352	9,606	11,031	12,787	12,536
b) Kelengkapan pengangkutan <i>Transport equipment</i>	1,044	919	853	859	880	877	925	1,126
c) Jentera dan kelengkapan <i>Machinery and equipment</i>	6,165	6,618	7,103	7,496	7,761	7,736	7,587	7,185
d) Aset lain <i>Other assets</i>	234	314	421	559	635	692	741	760
Jumlah <i>Total</i>	13,545	14,608	15,959	17,266	18,883	20,335	22,040	21,607
6. Jumlah PMT <i>Total COFC</i>								
a) Struktur <i>Structures</i>	26,594	28,884	31,687	34,151	38,423	43,257	49,500	48,638
b) Kelengkapan pengangkutan <i>Transport equipment</i>	11,288	11,230	11,858	12,672	13,457	14,742	16,488	18,394
c) Jentera dan kelengkapan <i>Machinery and equipment</i>	36,188	39,960	43,237	46,488	48,546	48,895	49,630	51,738
d) Aset lain <i>Other assets</i>	6,253	7,294	8,930	10,833	11,382	13,132	16,116	18,045
Jumlah <i>Total</i>	80,323	87,368	95,712	104,144	111,807	120,026	131,733	136,815

Jadual **4.1.2B**
Table

PMT mengikut Jenis Aktiviti Ekonomi dan Jenis Aset pada Harga Semasa - Perubahan Peratusan Tahunan
COFC by Kind of Economic Activity and Type of Assets at Current Prices - Annual Percentage Change

Jenis Aktiviti Ekonomi Kind of Economic Activity	2005	2006	2007	2008	2009	2010	2011 ^e	2012 ^P
1. Pertanian <i>Agriculture</i>								
a) Struktur <i>Structures</i>	2.7	4.8	5.7	3.5	8.6	9.2	11.4	-8.0
b) Kelengkapan pengangkutan <i>Transport equipment</i>	-10.2	-4.5	-2.2	4.2	8.5	10.0	12.3	11.9
c) jentera dan kelengkapan <i>Machinery and equipment</i>	15.6	3.1	2.0	5.7	8.5	3.2	-0.3	2.0
d) Aset lain <i>Other assets</i>	-4.4	6.6	6.5	26.2	-5.0	11.8	19.6	7.5
Jumlah <i>Total</i>	-0.2	4.4	4.6	16.1	0.7	9.5	13.9	4.3
2. Perlombongan dan kuari <i>Mining and quarrying</i>								
a) Struktur <i>Structures</i>	5.8	4.9	6.1	3.7	8.8	9.2	11.1	-9.4
b) Kelengkapan pengangkutan <i>Transport equipment</i>	7.6	-14.3	-20.8	-27.5	-32.9	96.3	60.1	-2.0
c) jentera dan kelengkapan <i>Machinery and equipment</i>	0.7	-2.0	0.9	21.7	33.6	36.2	31.6	31.7
d) Aset lain <i>Other assets</i>	32.7	23.8	30.9	16.3	15.6	6.4	24.2	10.5
Jumlah <i>Total</i>	15.7	11.7	18.2	16.8	20.6	17.0	26.8	18.4
3. Pembuatan <i>Manufacturing</i>								
a) Struktur <i>Structures</i>	9.7	9.7	10.1	8.7	12.4	12.2	15.7	2.6
b) Kelengkapan pengangkutan <i>Transport equipment</i>	1.5	-7.6	-10.4	-8.9	-7.6	-7.8	-0.3	4.7
c) jentera dan kelengkapan <i>Machinery and equipment</i>	7.4	4.5	1.5	1.0	-1.0	-2.7	0.2	2.4
d) Aset lain <i>Other assets</i>	9.4	21.8	19.0	27.7	-6.6	17.6	23.2	17.9
Jumlah <i>Total</i>	7.3	5.0	2.6	2.9	0.0	0.5	4.3	3.9
3.1 Makanan, minuman dan tembakau <i>Food, beverages and tobacco</i>								
a) Struktur <i>Structures</i>	12.6	9.5	9.3	8.8	13.0	11.7	15.5	2.8
b) Kelengkapan pengangkutan <i>Transport equipment</i>	5.7	-4.6	-9.5	-5.0	-1.4	-3.8	3.4	6.8
c) jentera dan kelengkapan <i>Machinery and equipment</i>	12.0	9.6	5.6	7.7	9.9	7.7	7.7	11.2
d) Aset lain <i>Other assets</i>	-0.2	0.1	6.5	73.2	-32.8	43.2	32.8	5.6
Jumlah <i>Total</i>	10.7	7.4	4.4	8.7	7.1	8.6	9.8	9.1
3.2 Produk tekstil, kulit, kayu, kertas, cetakan dan terbitan <i>Textiles, leather, wood, paper products, printing and publishing</i>								
a) Struktur <i>Structures</i>	8.7	7.0	7.7	6.0	10.1	9.8	11.5	-1.1
b) Kelengkapan pengangkutan <i>Transport equipment</i>	-3.4	-10.6	-15.7	-17.6	-17.1	-14.3	2.6	9.5
c) jentera dan kelengkapan <i>Machinery and equipment</i>	-1.3	-1.5	-4.0	-1.5	-2.8	-6.6	-4.3	1.1
d) Aset lain <i>Other assets</i>	-30.6	-5.8	30.7	7.6	5.3	-7.7	21.8	11.1
Jumlah <i>Total</i>	-0.7	-1.4	-2.9	-1.6	-1.3	-3.4	0.8	1.3

Jadual **4.1.2B**
Table

PMT mengikut Jenis Aktiviti Ekonomi dan Jenis Aset pada Harga Semasa - Perubahan Peratusan Tahunan
COFC by Kind of Economic Activity and Type of Assets at Current Prices - Annual Percentage Change

Jenis Aktiviti Ekonomi <i>Kind of Economic Activity</i>	2005	2006	2007	2008	2009	2010	2011 ^e	2012 ^p
3.3 Produk petroleum, kimia, getah dan plastik <i>Petroleum, chemicals, rubber and plastic products</i>								
a) Struktur <i>Structures</i>	3.4	11.6	13.3	12.5	15.3	13.9	17.8	6.0
b) Kelengkapan pengangkutan <i>Transport equipment</i>	3.3	-5.8	-9.9	-9.0	-7.3	-6.8	-1.0	8.9
c) Jentera dan kelengkapan <i>Machinery and equipment</i>	14.7	2.7	2.9	4.5	0.6	-1.5	1.5	4.8
d) Aset lain <i>Other assets</i>	49.6	38.0	32.2	20.4	-26.0	-5.5	37.3	50.0
Jumlah <i>Total</i>	14.0	4.1	4.5	5.5	0.3	0.0	4.9	7.4
3.4 Produk mineral bukan logam, logam asas dan produk logam yang direka <i>Non-metallic mineral products, basic metal and fabricated metal products</i>								
a) Struktur <i>Structures</i>	10.5	9.5	8.9	9.2	14.4	13.1	16.2	3.0
b) Kelengkapan pengangkutan <i>Transport equipment</i>	3.9	-7.4	-3.9	3.0	1.0	-2.9	-2.4	-1.9
c) Jentera dan kelengkapan <i>Machinery and equipment</i>	1.6	1.9	-2.9	1.5	2.8	4.1	8.9	5.7
d) Aset lain <i>Other assets</i>	-0.8	14.6	-18.7	142.0	-39.2	45.3	19.8	15.1
Jumlah <i>Total</i>	2.7	2.1	-1.9	5.4	2.5	6.0	9.7	5.1
3.5 Elektrik dan elektronik <i>Electrical and electronic</i>								
a) Struktur <i>Structures</i>	12.8	10.6	10.2	7.8	10.9	12.1	16.9	2.7
b) Kelengkapan pengangkutan <i>Transport equipment</i>	0.5	-5.8	-6.4	-8.3	-10.8	-10.4	3.0	6.8
c) Jentera dan kelengkapan <i>Machinery and equipment</i>	6.3	6.6	2.1	-1.9	-5.1	-7.0	-3.8	-2.7
d) Aset lain <i>Other assets</i>	13.3	18.0	19.3	25.3	2.2	22.5	19.0	12.3
Jumlah <i>Total</i>	7.1	7.5	3.9	1.1	-2.9	-1.8	1.9	0.5
3.6 Kelengkapan pengangkutan dan pembuatan lain <i>Transport equipment and other manufactures</i>								
a) Struktur <i>Structures</i>	11.5	9.2	11.2	8.2	13.2	13.0	14.1	0.9
b) Kelengkapan pengangkutan <i>Transport equipment</i>	3.9	-9.1	-13.4	-13.5	-9.2	-9.9	-9.0	-3.3
c) Jentera dan kelengkapan <i>Machinery and equipment</i>	9.7	8.0	3.9	2.5	3.8	1.2	0.4	4.3
d) Aset lain <i>Other assets</i>	-23.5	53.6	12.0	5.1	18.7	8.7	31.4	18.3
Jumlah <i>Total</i>	7.2	8.3	3.7	2.2	5.3	2.9	4.7	4.8
4. Pembinaan <i>Construction</i>								
a) Struktur <i>Structures</i>	8.6	10.0	8.6	7.5	9.4	8.8	12.9	1.1
b) Kelengkapan pengangkutan <i>Transport equipment</i>	16.5	2.8	15.6	8.1	-0.2	9.4	15.2	14.9
c) Jentera dan kelengkapan <i>Machinery and equipment</i>	-4.6	5.7	15.2	25.1	16.5	4.7	7.2	11.6
d) Aset lain <i>Other assets</i>	42.0	-13.4	-7.5	17.7	-72.1	237.5	37.9	19.0
Jumlah <i>Total</i>	6.8	4.6	12.9	15.0	6.2	9.3	11.8	10.8

Jadual **4.1.2B**
Table

PMT mengikut Jenis Aktiviti Ekonomi dan Jenis Aset pada Harga Semasa - Perubahan Peratusan Tahunan
COFC by Kind of Economic Activity and Type of Assets at Current Prices - Annual Percentage Change

Jenis Aktiviti Ekonomi Kind of Economic Activity	2005	2006	2007	2008	2009	2010	2011 ^e	2012 ^p
5. Perkhidmatan <i>Services</i>								
a) Struktur <i>Structures</i>	7.7	8.6	9.8	7.8	12.7	12.8	14.4	-2.1
b) Kelengkapan pengangkutan <i>Transport equipment</i>	-8.4	0.9	8.2	9.2	8.2	11.1	12.5	11.9
c) jentera dan kelengkapan <i>Machinery and equipment</i>	13.6	22.1	18.3	13.8	7.1	0.1	-1.7	0.6
d) Aset lain <i>Other assets</i>	-7.5	16.7	31.9	19.4	11.1	28.4	22.6	13.1
Jumlah <i>Total</i>	5.1	11.1	12.8	10.4	10.0	9.1	9.7	1.8
5.1 Perkhidmatan perantara <i>Intermediate services</i>								
a) Struktur <i>Structures</i>	6.8	7.7	8.7	6.8	11.5	11.7	13.6	-0.9
b) Kelengkapan pengangkutan <i>Transport equipment</i>	-8.2	1.6	9.2	9.1	7.6	12.0	13.3	11.4
c) jentera dan kelengkapan <i>Machinery and equipment</i>	19.2	32.2	27.3	19.6	4.9	-6.5	-9.3	0.3
d) Aset lain <i>Other assets</i>	-15.1	22.0	31.2	38.1	14.2	83.9	31.4	9.9
Jumlah <i>Total</i>	3.4	10.4	13.1	11.0	8.9	8.9	9.4	3.2
5.1.1 Pengangkutan, penyimpanan dan komunikasi <i>Transport, storage and communication</i>								
a) Struktur <i>Structures</i>	6.9	6.8	8.0	5.4	12.0	13.2	14.3	-8.7
b) Kelengkapan pengangkutan <i>Transport equipment</i>	-8.5	1.2	9.7	9.1	7.5	12.1	12.9	10.5
c) jentera dan kelengkapan <i>Machinery and equipment</i>	28.2	35.5	30.7	21.5	4.4	-5.9	-7.9	1.3
d) Aset lain <i>Other assets</i>	-63.5	47.1	11.1	142.2	-1.1	99.0	22.3	2.6
Jumlah <i>Total</i>	0.0	10.2	14.5	13.3	7.4	9.0	8.3	2.9
5.1.2 Kewangan, insurans, hartanah dan perkhidmatan perniagaan <i>Finance, insurance, real estate and business services</i>								
a) Struktur <i>Structures</i>	6.8	8.1	9.0	7.4	11.4	11.1	13.4	2.4
b) Kelengkapan pengangkutan <i>Transport equipment</i>	-2.5	9.2	0.6	8.3	8.6	9.3	21.3	29.6
c) jentera dan kelengkapan <i>Machinery and equipment</i>	6.3	26.4	20.9	15.7	6.0	-7.9	-12.2	-2.1
d) Aset lain <i>Other assets</i>	298.9	7.0	47.6	-25.8	44.8	63.2	46.6	20.1
Jumlah <i>Total</i>	7.9	10.8	11.5	8.1	10.8	8.7	10.7	3.5
5.2 Perkhidmatan akhir <i>Final services</i>								
a) Struktur <i>Structures</i>	7.3	8.1	9.3	7.2	12.3	12.4	14.1	-5.1
b) Kelengkapan pengangkutan <i>Transport equipment</i>	-7.3	9.3	14.5	15.5	14.9	12.5	11.6	10.6
c) jentera dan kelengkapan <i>Machinery and equipment</i>	21.1	42.2	25.1	18.0	15.8	10.0	7.6	7.1
d) Aset lain <i>Other assets</i>	-10.4	10.1	31.5	7.6	8.5	7.3	21.4	20.2
Jumlah <i>Total</i>	6.7	17.5	16.9	11.8	13.5	11.1	12.1	3.3

Jadual **4.1.2B**
Table

PMT mengikut Jenis Aktiviti Ekonomi dan Jenis Aset pada Harga Semasa - Perubahan Peratusan Tahunan
COFC by Kind of Economic Activity and Type of Assets at Current Prices - Annual Percentage Change

Jenis Aktiviti Ekonomi Kind of Economic Activity	2005	2006	2007	2008	2009	2010	2011 ^e	2012 ^p
5.2.1 Utiliti <i>Utilities</i>								
a) Struktur <i>Structures</i>	7.3	7.2	8.1	5.8	11.1	11.1	12.3	-10.0
b) Kelengkapan pengangkutan <i>Transport equipment</i>	1.8	7.7	-1.1	-19.7	-16.5	-16.7	-13.9	-10.2
c) jentera dan kelengkapan <i>Machinery and equipment</i>	19.6	40.8	27.8	21.0	12.7	8.3	7.1	6.3
d) Aset lain <i>Other assets</i>	5.3	-16.8	57.2	-4.0	3.9	-23.2	22.8	42.1
Jumlah <i>Total</i>	9.6	13.7	15.9	9.4	10.7	7.8	10.5	-2.1
5.2.2 Perdagangan borong dan runcit, penginapan dan restoran <i>Wholesale and retail trade, accommodation and restaurants</i>								
a) Struktur <i>Structures</i>	7.4	10.9	12.5	11.4	15.6	15.5	18.1	6.0
b) Kelengkapan pengangkutan <i>Transport equipment</i>	-10.0	18.5	29.0	30.0	23.2	16.8	13.3	11.2
c) Jentera dan kelengkapan <i>Machinery and equipment</i>	15.3	47.7	26.7	15.5	14.3	6.3	4.1	5.3
d) Aset lain <i>Other assets</i>	-54.7	38.9	23.8	25.6	-11.3	25.1	24.7	10.3
Jumlah <i>Total</i>	-3.7	25.0	21.6	18.1	14.9	13.3	12.7	7.5
5.2.3 Perkhidmatan-perkhidmatan lain <i>Other services</i>								
a) Struktur <i>Structures</i>	6.8	9.3	11.3	7.7	12.2	16.0	18.3	3.3
b) Kelengkapan pengangkutan <i>Transport equipment</i>	-6.9	-10.5	-15.8	-15.3	-13.7	-3.5	11.2	16.3
c) Jentera dan kelengkapan <i>Machinery and equipment</i>	37.2	37.5	14.8	13.0	29.4	21.6	14.1	11.6
d) Aset lain <i>Other assets</i>	32.5	22.3	18.8	7.5	25.2	18.7	19.1	15.9
Jumlah <i>Total</i>	19.0	18.9	10.9	7.3	21.5	18.2	16.2	11.9
5.3 Perkhidmatan kerajaan <i>Government services</i>								
a) Struktur <i>Structures</i>	9.8	10.7	12.2	10.2	15.0	14.8	15.9	-2.0
b) Kelengkapan pengangkutan <i>Transport equipment</i>	-10.6	-11.9	-7.2	0.8	2.4	-0.4	5.6	21.7
c) Jentera dan kelengkapan <i>Machinery and equipment</i>	7.6	7.4	7.3	5.5	3.5	-0.3	-1.9	-5.3
d) Aset lain <i>Other assets</i>	22.5	34.4	34.0	32.8	13.6	8.9	7.1	2.7
Jumlah <i>Total</i>	7.1	7.8	9.3	8.2	9.4	7.7	8.4	-2.0
6. Jumlah PMT <i>Total COFC</i>								
a) Struktur <i>Structures</i>	7.8	8.6	9.7	7.8	12.5	12.6	14.4	-1.7
b) Kelengkapan pengangkutan <i>Transport equipment</i>	-6.3	-0.5	5.6	6.9	6.2	9.5	11.8	11.6
c) Jentera dan kelengkapan <i>Machinery and equipment</i>	9.2	10.4	8.2	7.5	4.4	0.7	1.5	4.2
d) Aset lain <i>Other assets</i>	6.7	16.6	22.4	21.3	5.1	15.4	22.7	12.0
Jumlah <i>Total</i>	6.1	8.8	9.5	8.8	7.4	7.4	9.8	3.9

Jadual **4.1.2C**
Table

PMT mengikut Jenis Aktiviti Ekonomi dan Jenis Aset pada Harga Semasa - Pembahagian Peratus PMT
COFC by Kind of Economic Activity and Type of Assets at Current Prices - Percentage Share of COFC

Jenis Aktiviti Ekonomi <i>Kind of Economic Activity</i>	2005	2006	2007	2008	2009	2010	2011 ^e	2012 ^p
1. Pertanian <i>Agriculture</i>								
a) Struktur <i>Structures</i>	0.8	0.7	0.7	0.7	0.7	0.7	0.7	0.6
b) Kelengkapan pengangkutan <i>Transport equipment</i>	0.4	0.4	0.3	0.3	0.3	0.3	0.3	0.4
c) jentera dan kelengkapan <i>Machinery and equipment</i>	0.9	0.8	0.8	0.8	0.8	0.7	0.7	0.7
d) Aset lain <i>Other assets</i>	2.2	2.1	2.1	2.4	2.1	2.2	2.4	2.5
Jumlah <i>Total</i>	4.2	4.1	3.9	4.1	3.9	4.0	4.1	4.1
2. Perlombongan dan kuari <i>Mining and quarrying</i>								
a) Struktur <i>Structures</i>	0.3	0.3	0.3	0.3	0.3	0.3	0.3	0.3
b) Kelengkapan pengangkutan <i>Transport equipment</i>	0.1	0.1	0.0	0.0	0.0	0.0	0.0	0.0
c) jentera dan kelengkapan <i>Machinery and equipment</i>	1.8	1.6	1.5	1.7	2.1	2.7	3.2	4.1
d) Aset lain <i>Other assets</i>	2.4	2.7	3.2	3.5	3.7	3.7	4.2	4.5
Jumlah <i>Total</i>	4.6	4.7	5.1	5.5	6.1	6.7	7.7	8.8
3. Pembuatan <i>Manufacturing</i>								
a) Struktur <i>Structures</i>	3.3	3.3	3.3	3.3	3.5	3.6	3.8	3.8
b) Kelengkapan pengangkutan <i>Transport equipment</i>	2.0	1.7	1.4	1.2	1.0	0.9	0.8	0.8
c) jentera dan kelengkapan <i>Machinery and equipment</i>	25.9	24.9	23.1	21.4	19.7	17.9	16.3	16.1
d) Aset lain <i>Other assets</i>	1.4	1.5	1.7	2.0	1.7	1.9	2.1	2.4
Jumlah <i>Total</i>	32.6	31.4	29.5	27.9	25.9	24.3	23.1	23.1
3.1 Makanan, minuman dan tembakau <i>Food, beverages and tobacco</i>								
a) Struktur <i>Structures</i>	0.3	0.3	0.3	0.3	0.3	0.4	0.4	0.4
b) Kelengkapan pengangkutan <i>Transport equipment</i>	0.3	0.3	0.2	0.2	0.2	0.2	0.1	0.1
c) jentera dan kelengkapan <i>Machinery and equipment</i>	1.5	1.5	1.5	1.4	1.5	1.5	1.5	1.6
d) Aset lain <i>Other assets</i>	0.1	0.1	0.1	0.1	0.1	0.1	0.1	0.1
Jumlah <i>Total</i>	2.2	2.2	2.1	2.1	2.1	2.1	2.1	2.2
3.2 Produk tekstil, kulit, kayu, kertas, cetakan dan terbitan <i>Textiles, leather, wood, paper products, printing and publishing</i>								
a) Struktur <i>Structures</i>	0.7	0.6	0.6	0.6	0.6	0.6	0.7	0.6
b) Kelengkapan pengangkutan <i>Transport equipment</i>	0.5	0.5	0.3	0.3	0.2	0.2	0.2	0.2
c) jentera dan kelengkapan <i>Machinery and equipment</i>	2.9	2.6	2.3	2.1	1.9	1.6	1.4	1.4
d) Aset lain <i>Other assets</i>	0.1	0.0	0.1	0.1	0.1	0.0	0.1	0.1
Jumlah <i>Total</i>	4.2	3.8	3.3	3.0	2.8	2.5	2.3	2.2

Jadual **4.1.2C**
Table

PMT mengikut Jenis Aktiviti Ekonomi dan Jenis Aset pada Harga Semasa - Pembahagian Peratus PMT
COFC by Kind of Economic Activity and Type of Assets at Current Prices - Percentage Share of COFC

Jenis Aktiviti Ekonomi <i>Kind of Economic Activity</i>	2005	2006	2007	2008	2009	2010	2011 ^e	2012 ^p
3.3 Produk petroleum, kimia, getah dan plastik <i>Petroleum, chemicals, rubber and plastic products</i>								
a) Struktur <i>Structures</i>	0.6	0.6	0.6	0.7	0.7	0.8	0.8	0.8
b) Kelengkapan pengangkutan <i>Transport equipment</i>	0.3	0.3	0.2	0.2	0.2	0.1	0.1	0.1
c) Jentera dan kelengkapan <i>Machinery and equipment</i>	6.5	6.1	5.8	5.5	5.2	4.8	4.4	4.4
d) Aset lain <i>Other assets</i>	0.2	0.3	0.4	0.4	0.3	0.2	0.3	0.4
Jumlah <i>Total</i>	7.7	7.3	7.0	6.8	6.3	5.9	5.6	5.8
3.4 Produk mineral bukan logam, logam asas dan produk logam yang direka <i>Non-metallic mineral products, basic metal and fabricated metal products</i>								
a) Struktur <i>Structures</i>	0.4	0.4	0.4	0.4	0.4	0.4	0.5	0.5
b) Kelengkapan pengangkutan <i>Transport equipment</i>	0.3	0.3	0.2	0.2	0.2	0.2	0.2	0.2
c) Jentera dan kelengkapan <i>Machinery and equipment</i>	2.7	2.5	2.2	2.1	2.0	1.9	1.9	1.9
d) Aset lain <i>Other assets</i>	0.1	0.1	0.1	0.1	0.1	0.1	0.1	0.1
Jumlah <i>Total</i>	3.5	3.3	2.9	2.8	2.7	2.7	2.7	2.7
3.5 Elektrik dan elektronik <i>Electrical and electronic</i>								
a) Struktur <i>Structures</i>	1.0	1.0	1.0	1.0	1.1	1.1	1.2	1.2
b) Kelengkapan pengangkutan <i>Transport equipment</i>	0.2	0.2	0.2	0.1	0.1	0.1	0.1	0.1
c) Jentera dan kelengkapan <i>Machinery and equipment</i>	10.6	10.4	9.7	8.7	7.7	6.7	5.9	5.5
d) Aset lain <i>Other assets</i>	0.8	0.9	1.0	1.1	1.1	1.2	1.3	1.5
Jumlah <i>Total</i>	12.7	12.6	11.9	11.1	10.0	9.2	8.5	8.2
3.6 Kelengkapan pengangkutan dan pembuatan lain <i>Transport equipment and other manufactures</i>								
a) Struktur <i>Structures</i>	0.3	0.3	0.3	0.3	0.3	0.3	0.3	0.3
b) Kelengkapan pengangkutan <i>Transport equipment</i>	0.2	0.2	0.2	0.1	0.1	0.1	0.1	0.1
c) Jentera dan kelengkapan <i>Machinery and equipment</i>	1.7	1.7	1.6	1.5	1.5	1.4	1.3	1.3
d) Aset lain <i>Other assets</i>	0.1	0.1	0.1	0.1	0.2	0.2	0.2	0.2
Jumlah <i>Total</i>	2.4	2.3	2.2	2.1	2.0	2.0	1.9	1.9
4. Pembinaan <i>Construction</i>								
a) Struktur <i>Structures</i>	0.3	0.3	0.3	0.3	0.3	0.3	0.4	0.3
b) Kelengkapan pengangkutan <i>Transport equipment</i>	0.6	0.5	0.6	0.6	0.5	0.5	0.6	0.6
c) Jentera dan kelengkapan <i>Machinery and equipment</i>	0.6	0.6	0.6	0.7	0.8	0.8	0.7	0.8
d) Aset lain <i>Other assets</i>	0.1	0.1	0.1	0.1	0.0	0.1	0.1	0.1
Jumlah <i>Total</i>	1.6	1.5	1.6	1.7	1.7	1.7	1.7	1.8

Jadual **4.1.2C**
Table

PMT mengikut Jenis Aktiviti Ekonomi dan Jenis Aset pada Harga Semasa - Pembahagian Peratus PMT
COFC by Kind of Economic Activity and Type of Assets at Current Prices - Percentage Share of COFC

Jenis Aktiviti Ekonomi Kind of Economic Activity	2005	2006	2007	2008	2009	2010	2011 ^e	2012 ^p
5. Perkhidmatan <i>Services</i>								
a) Struktur <i>Structures</i>	28.4	28.4	28.4	28.2	29.6	31.1	32.4	30.5
b) Kelengkapan pengangkutan <i>Transport equipment</i>	11.0	10.2	10.1	10.1	10.2	10.5	10.8	11.6
c) jentera dan kelengkapan <i>Machinery and equipment</i>	15.8	17.8	19.2	20.1	20.0	18.7	16.7	16.2
d) Aset lain <i>Other assets</i>	1.8	1.9	2.3	2.5	2.6	3.1	3.5	3.8
Jumlah <i>Total</i>	57.0	58.2	60.0	60.9	62.4	63.4	63.4	62.2
5.1 Perkhidmatan perantara <i>Intermediate services</i>								
a) Struktur <i>Structures</i>	14.6	14.5	14.4	14.1	14.7	15.3	15.8	15.1
b) Kelengkapan pengangkutan <i>Transport equipment</i>	8.4	7.9	7.8	7.9	7.9	8.2	8.5	9.1
c) jentera dan kelengkapan <i>Machinery and equipment</i>	5.1	6.2	7.1	7.9	7.7	6.7	5.5	5.3
d) Aset lain <i>Other assets</i>	0.4	0.4	0.5	0.7	0.7	1.2	1.4	1.5
Jumlah <i>Total</i>	28.5	28.9	29.9	30.5	30.9	31.4	31.3	31.1
5.1.1 Pengangkutan, penyimpanan dan komunikasi <i>Transport, storage and communication</i>								
a) Struktur <i>Structures</i>	4.4	4.3	4.2	4.1	4.3	4.5	4.7	4.1
b) Kelengkapan pengangkutan <i>Transport equipment</i>	8.0	7.5	7.5	7.5	7.5	7.8	8.1	8.6
c) jentera dan kelengkapan <i>Machinery and equipment</i>	3.2	4.0	4.8	5.3	5.2	4.5	3.8	3.7
d) Aset lain <i>Other assets</i>	0.1	0.2	0.2	0.4	0.4	0.8	0.8	0.8
Jumlah <i>Total</i>	15.8	16.0	16.7	17.4	17.4	17.7	17.4	17.3
5.1.2 Kewangan, insurans, hartanah dan perkhidmatan perniagaan <i>Finance, insurance, real estate and business services</i>								
a) Struktur <i>Structures</i>	10.3	10.2	10.2	10.0	10.4	10.8	11.1	11.0
b) Kelengkapan pengangkutan <i>Transport equipment</i>	0.4	0.4	0.4	0.4	0.4	0.4	0.4	0.5
c) jentera dan kelengkapan <i>Machinery and equipment</i>	1.8	2.1	2.4	2.5	2.5	2.1	1.7	1.6
d) Aset lain <i>Other assets</i>	0.2	0.2	0.3	0.2	0.3	0.5	0.6	0.7
Jumlah <i>Total</i>	12.8	13.0	13.2	13.1	13.6	13.7	13.8	13.8
5.2 Perkhidmatan akhir <i>Final services</i>								
a) Struktur <i>Structures</i>	6.2	6.1	6.1	6.0	6.3	6.6	6.9	6.3
b) Kelengkapan pengangkutan <i>Transport equipment</i>	1.3	1.3	1.3	1.4	1.5	1.6	1.6	1.7
c) jentera dan kelengkapan <i>Machinery and equipment</i>	3.1	4.1	4.6	5.0	5.4	5.6	5.4	5.6
d) Aset lain <i>Other assets</i>	1.1	1.1	1.3	1.3	1.3	1.3	1.5	1.7
Jumlah <i>Total</i>	11.6	12.6	13.4	13.8	14.6	15.1	15.4	15.3

Jadual **4.1.2C**
Table

PMT mengikut Jenis Aktiviti Ekonomi dan Jenis Aset pada Harga Semasa - Pembahagian Peratus PMT
COFC by Kind of Economic Activity and Type of Assets at Current Prices - Percentage Share of COFC

Jenis Aktiviti Ekonomi Kind of Economic Activity	2005	2006	2007	2008	2009	2010	2011 ^e	2012 ^p
5.2.1 Utiliti <i>Utilities</i>								
a) Struktur <i>Structures</i>	4.5	4.5	4.4	4.3	4.4	4.6	4.7	4.1
b) Kelengkapan pengangkutan <i>Transport equipment</i>	0.2	0.2	0.2	0.2	0.1	0.1	0.1	0.1
c) jentera dan kelengkapan <i>Machinery and equipment</i>	1.6	2.1	2.4	2.7	2.8	2.9	2.8	2.9
d) Aset lain <i>Other assets</i>	0.4	0.3	0.5	0.4	0.4	0.3	0.3	0.4
Jumlah <i>Total</i>	6.8	7.1	7.5	7.5	7.8	7.8	7.9	7.4
5.2.2 Perdagangan borong dan runcit, penginapan dan restoran <i>Wholesale and retail trade, accommodation and restaurants</i>								
a) Struktur <i>Structures</i>	1.4	1.4	1.4	1.5	1.6	1.7	1.8	1.9
b) Kelengkapan pengangkutan <i>Transport equipment</i>	0.7	0.8	0.9	1.1	1.3	1.4	1.4	1.5
c) Jentera dan kelengkapan <i>Machinery and equipment</i>	0.9	1.2	1.4	1.5	1.6	1.6	1.5	1.6
d) Aset lain <i>Other assets</i>	0.2	0.3	0.3	0.4	0.3	0.3	0.4	0.4
Jumlah <i>Total</i>	3.2	3.7	4.1	4.5	4.8	5.0	5.2	5.3
5.2.3 Perkhidmatan-perkhidmatan lain <i>Other services</i>								
a) Struktur <i>Structures</i>	0.3	0.3	0.3	0.3	0.3	0.3	0.4	0.4
b) Kelengkapan pengangkutan <i>Transport equipment</i>	0.3	0.3	0.2	0.2	0.1	0.1	0.1	0.1
c) Jentera dan kelengkapan <i>Machinery and equipment</i>	0.6	0.7	0.8	0.8	1.0	1.1	1.1	1.2
d) Aset lain <i>Other assets</i>	0.4	0.5	0.5	0.5	0.6	0.7	0.8	0.8
Jumlah <i>Total</i>	1.6	1.8	1.8	1.8	2.0	2.2	2.4	2.5
5.3 Perkhidmatan kerajaan <i>Government services</i>								
a) Struktur <i>Structures</i>	7.6	7.7	7.9	8.0	8.6	9.2	9.7	9.2
b) Kelengkapan pengangkutan <i>Transport equipment</i>	1.3	1.1	0.9	0.8	0.8	0.7	0.7	0.8
c) Jentera dan kelengkapan <i>Machinery and equipment</i>	7.7	7.6	7.4	7.2	6.9	6.4	5.8	5.3
d) Aset lain <i>Other assets</i>	0.3	0.4	0.4	0.5	0.6	0.6	0.6	0.6
Jumlah <i>Total</i>	16.9	16.7	16.7	16.6	16.9	16.9	16.7	15.8
6. Jumlah PMT <i>Total COFC</i>								
a) Struktur <i>Structures</i>	33.1	33.1	33.1	32.8	34.4	36.0	37.6	35.6
b) Kelengkapan pengangkutan <i>Transport equipment</i>	14.1	12.9	12.4	12.2	12.0	12.3	12.5	13.4
c) Jentera dan kelengkapan <i>Machinery and equipment</i>	45.1	45.7	45.2	44.6	43.4	40.7	37.7	37.8
d) Aset lain <i>Other assets</i>	7.8	8.3	9.3	10.4	10.2	10.9	12.2	13.2
Jumlah <i>Total</i>	100.0	100.0	100.0	100.0	100.0	100.0	100.0	100.0

Jadual **4.1.2D**
Table

PMT mengikut Jenis Aktiviti Ekonomi dan Jenis Aset pada Harga Semasa - Pembahagian Peratus mengikut Jenis Aset
COFC by Kind of Economic Activity and Type of Assets at Current Prices - Percentage Share by Type of Assets

Jenis Aktiviti Ekonomi <i>Kind of Economic Activity</i>	2005	2006	2007	2008	2009	2010	2011 ^e	2012 ^p
1. Pertanian <i>Agriculture</i>								
a) Struktur <i>Structures</i>	17.8	17.9	18.1	16.1	17.4	17.3	17.0	15.0
b) Kelengkapan pengangkutan <i>Transport equipment</i>	10.2	9.4	8.7	7.9	8.5	8.5	8.4	9.0
c) jentera dan kelengkapan <i>Machinery and equipment</i>	20.9	20.6	20.1	18.3	19.7	18.6	16.3	15.9
d) Aset lain <i>Other assets</i>	51.1	52.1	53.1	57.7	54.4	55.6	58.4	60.2
Jumlah <i>Total</i>	100.0	100.0	100.0	100.0	100.0	100.0	100.0	100.0
2. Perlombongan dan kuari <i>Mining and quarrying</i>								
a) Struktur <i>Structures</i>	6.9	6.5	5.8	5.1	4.6	4.3	3.8	2.9
b) Kelengkapan pengangkutan <i>Transport equipment</i>	1.7	1.3	0.9	0.5	0.3	0.5	0.6	0.5
c) jentera dan kelengkapan <i>Machinery and equipment</i>	39.5	34.7	29.6	30.9	34.2	39.8	41.3	46.0
d) Aset lain <i>Other assets</i>	51.9	57.6	63.8	63.5	60.9	55.4	54.2	50.6
Jumlah <i>Total</i>	100.0	100.0	100.0	100.0	100.0	100.0	100.0	100.0
3. Pembuatan <i>Manufacturing</i>								
a) Struktur <i>Structures</i>	10.1	10.5	11.3	11.9	13.4	15.0	16.6	16.4
b) Kelengkapan pengangkutan <i>Transport equipment</i>	6.1	5.4	4.7	4.2	3.9	3.5	3.4	3.4
c) jentera dan kelengkapan <i>Machinery and equipment</i>	79.6	79.2	78.3	76.8	76.1	73.7	70.9	69.8
d) Aset lain <i>Other assets</i>	4.2	4.9	5.7	7.1	6.6	7.7	9.1	10.4
Jumlah <i>Total</i>	100.0	100.0	100.0	100.0	100.0	100.0	100.0	100.0
3.1 Makanan, minuman dan tembakau <i>Food, beverages and tobacco</i>								
a) Struktur <i>Structures</i>	14.7	15.0	15.7	15.7	16.6	17.1	17.9	16.9
b) Kelengkapan pengangkutan <i>Transport equipment</i>	13.5	12.0	10.4	9.1	8.4	7.4	7.0	6.8
c) jentera dan kelengkapan <i>Machinery and equipment</i>	68.2	69.7	70.5	69.8	71.7	71.1	69.7	71.1
d) Aset lain <i>Other assets</i>	3.5	3.3	3.4	5.4	3.4	4.4	5.4	5.2
Jumlah <i>Total</i>	100.0	100.0	100.0	100.0	100.0	100.0	100.0	100.0
3.2 Produk tekstil, kulit, kayu, kertas, cetakan dan terbitan <i>Textiles, leather, wood, paper products, printing and publishing</i>								
a) Struktur <i>Structures</i>	15.8	17.2	19.0	20.5	22.9	26.0	28.8	28.1
b) Kelengkapan pengangkutan <i>Transport equipment</i>	13.2	12.0	10.4	8.7	7.3	6.5	6.6	7.1
c) jentera dan kelengkapan <i>Machinery and equipment</i>	69.6	69.6	68.8	68.9	67.8	65.6	62.3	62.2
d) Aset lain <i>Other assets</i>	1.3	1.3	1.7	1.9	2.0	1.9	2.3	2.6
Jumlah <i>Total</i>	100.0	100.0	100.0	100.0	100.0	100.0	100.0	100.0

Jadual **4.1.2D**
Table

PMT mengikut Jenis Aktiviti Ekonomi dan Jenis Aset pada Harga Semasa - Pembahagian Peratus mengikut Jenis Aset
COFC by Kind of Economic Activity and Type of Assets at Current Prices - Percentage Share by Type of Assets

Jenis Aktiviti Ekonomi <i>Kind of Economic Activity</i>	2005	2006	2007	2008	2009	2010	2011 ^e	2012 ^p
3.3 Produk petroleum, kimia, getah dan plastik <i>Petroleum, chemicals, rubber and plastic products</i>								
a) Struktur <i>Structures</i>	7.9	8.5	9.2	9.8	11.2	12.8	14.4	14.2
b) Kelengkapan pengangkutan <i>Transport equipment</i>	4.3	3.9	3.4	2.9	2.7	2.5	2.4	2.4
c) jentera dan kelengkapan <i>Machinery and equipment</i>	84.8	83.6	82.4	81.5	81.8	80.7	78.0	76.1
d) Aset lain <i>Other assets</i>	3.0	4.0	5.0	5.8	4.2	4.0	5.3	7.3
Jumlah <i>Total</i>	100.0	100.0	100.0	100.0	100.0	100.0	100.0	100.0
3.4 Produk mineral bukan logam, logam asas dan produk logam yang direka <i>Non-metallic mineral products, basic metal and fabricated metal products</i>								
a) Struktur <i>Structures</i>	11.5	12.3	13.6	14.1	15.8	16.8	17.8	17.5
b) Kelengkapan pengangkutan <i>Transport equipment</i>	9.5	8.6	8.4	8.3	8.1	7.5	6.6	6.2
c) jentera dan kelengkapan <i>Machinery and equipment</i>	77.0	76.8	76.0	73.3	73.5	72.2	71.7	72.1
d) Aset lain <i>Other assets</i>	2.0	2.3	1.9	4.3	2.6	3.5	3.8	4.2
Jumlah <i>Total</i>	100.0	100.0	100.0	100.0	100.0	100.0	100.0	100.0
3.5 Elektrik dan elektronik <i>Electrical and electronic</i>								
a) Struktur <i>Structures</i>	8.0	8.3	8.8	9.3	10.7	12.2	14.0	14.3
b) Kelengkapan pengangkutan <i>Transport equipment</i>	1.9	1.7	1.5	1.4	1.2	1.1	1.1	1.2
c) jentera dan kelengkapan <i>Machinery and equipment</i>	83.5	82.8	81.4	79.0	77.2	73.1	69.0	66.8
d) Aset lain <i>Other assets</i>	6.6	7.3	8.3	10.3	10.9	13.6	15.8	17.7
Jumlah <i>Total</i>	100.0	100.0	100.0	100.0	100.0	100.0	100.0	100.0
3.6 Kelengkapan pengangkutan dan pembuatan lain <i>Transport equipment and other manufactures</i>								
a) Struktur <i>Structures</i>	11.8	11.8	12.7	13.5	14.5	15.9	17.3	16.7
b) Kelengkapan pengangkutan <i>Transport equipment</i>	10.6	8.9	7.4	6.3	5.4	4.8	4.1	3.8
c) jentera dan kelengkapan <i>Machinery and equipment</i>	73.3	73.1	73.2	73.4	72.4	71.2	68.3	67.9
d) Aset lain <i>Other assets</i>	4.4	6.2	6.7	6.9	7.8	8.2	10.3	11.6
Jumlah <i>Total</i>	100.0	100.0	100.0	100.0	100.0	100.0	100.0	100.0
4. Pembinaan <i>Construction</i>								
a) Struktur <i>Structures</i>	21.1	22.2	21.4	20.0	20.6	20.5	20.7	18.9
b) Kelengkapan pengangkutan <i>Transport equipment</i>	35.3	34.7	35.6	33.4	31.4	31.4	32.4	33.6
c) jentera dan kelengkapan <i>Machinery and equipment</i>	38.2	38.6	39.4	42.9	47.0	45.0	43.2	43.5
d) Aset lain <i>Other assets</i>	5.4	4.4	3.6	3.7	1.0	3.0	3.7	4.0
Jumlah <i>Total</i>	100.0	100.0	100.0	100.0	100.0	100.0	100.0	100.0

Jadual 4.1.2D
Table

 PMT mengikut Jenis Aktiviti Ekonomi dan Jenis Aset pada Harga Semasa - Pembahagian Peratus mengikut Jenis Aset
 COFC by Kind of Economic Activity and Type of Assets at Current Prices - Percentage Share by Type of Assets

Jenis Aktiviti Ekonomi <i>Kind of Economic Activity</i>	2005	2006	2007	2008	2009	2010	2011 ^e	2012 ^p
5. Perkhidmatan <i>Services</i>								
a) Struktur <i>Structures</i>	49.8	48.7	47.4	46.3	47.4	49.0	51.1	49.1
b) Kelengkapan pengangkutan <i>Transport equipment</i>	19.3	17.5	16.8	16.6	16.3	16.6	17.0	18.7
c) jentera dan kelengkapan <i>Machinery and equipment</i>	27.8	30.5	32.0	33.0	32.1	29.5	26.4	26.1
d) Aset lain <i>Other assets</i>	3.1	3.3	3.8	4.1	4.2	4.9	5.5	6.1
Jumlah <i>Total</i>	100.0	100.0	100.0	100.0	100.0	100.0	100.0	100.0
5.1 Perkhidmatan perantara <i>Intermediate services</i>								
a) Struktur <i>Structures</i>	51.3	50.1	48.1	46.3	47.4	48.7	50.6	48.6
b) Kelengkapan pengangkutan <i>Transport equipment</i>	29.5	27.2	26.2	25.8	25.5	26.2	27.1	29.3
c) jentera dan kelengkapan <i>Machinery and equipment</i>	17.8	21.3	23.9	25.8	24.8	21.3	17.7	17.2
d) Aset lain <i>Other assets</i>	1.4	1.5	1.7	2.2	2.3	3.8	4.6	4.9
Jumlah <i>Total</i>	100.0	100.0	100.0	100.0	100.0	100.0	100.0	100.0
5.1.1 Pengangkutan, penyimpanan dan komunikasi <i>Transport, storage and communication</i>								
a) Struktur <i>Structures</i>	27.7	26.9	25.3	23.6	24.6	25.5	26.9	23.9
b) Kelengkapan pengangkutan <i>Transport equipment</i>	51.0	46.8	44.8	43.2	43.2	44.4	46.3	49.7
c) jentera dan kelengkapan <i>Machinery and equipment</i>	20.4	25.1	28.6	30.7	29.8	25.8	21.9	21.6
d) Aset lain <i>Other assets</i>	0.9	1.2	1.2	2.5	2.3	4.3	4.8	4.8
Jumlah <i>Total</i>	100.0	100.0	100.0	100.0	100.0	100.0	100.0	100.0
5.1.2 Kewangan, insurans, hartanah dan perkhidmatan perniagaan <i>Finance, insurance, real estate and business services</i>								
a) Struktur <i>Structures</i>	80.6	78.6	76.9	76.4	76.8	78.5	80.4	79.6
b) Kelengkapan pengangkutan <i>Transport equipment</i>	3.0	3.0	2.7	2.7	2.7	2.7	2.9	3.7
c) jentera dan kelengkapan <i>Machinery and equipment</i>	14.5	16.5	17.9	19.2	18.4	15.6	12.3	11.7
d) Aset lain <i>Other assets</i>	1.9	1.8	2.4	1.7	2.2	3.3	4.4	5.1
Jumlah <i>Total</i>	100.0	100.0	100.0	100.0	100.0	100.0	100.0	100.0
5.2 Perkhidmatan akhir <i>Final services</i>								
a) Struktur <i>Structures</i>	53.1	48.9	45.7	43.8	43.3	43.9	44.7	41.0
b) Kelengkapan pengangkutan <i>Transport equipment</i>	10.9	10.1	9.9	10.2	10.4	10.5	10.4	11.2
c) jentera dan kelengkapan <i>Machinery and equipment</i>	26.6	32.2	34.5	36.4	37.2	36.8	35.4	36.7
d) Aset lain <i>Other assets</i>	9.4	8.8	9.9	9.5	9.1	8.8	9.5	11.1
Jumlah <i>Total</i>	100.0	100.0	100.0	100.0	100.0	100.0	100.0	100.0

Jadual 4.1.2D
Table

 PMT mengikut Jenis Aktiviti Ekonomi dan Jenis Aset pada Harga Semasa - Pembahagian Peratus mengikut Jenis Aset
 COFC by Kind of Economic Activity and Type of Assets at Current Prices - Percentage Share by Type of Assets

Jenis Aktiviti Ekonomi <i>Kind of Economic Activity</i>	2005	2006	2007	2008	2009	2010	2011 ^e	2012 ^p
5.2.1 Utiliti <i>Utilities</i>								
a) Struktur <i>Structures</i>	66.6	62.8	58.6	56.7	56.9	58.6	59.5	54.7
b) Kelengkapan pengangkutan <i>Transport equipment</i>	3.4	3.2	2.7	2.0	1.5	1.2	0.9	0.8
c) jentera dan kelengkapan <i>Machinery and equipment</i>	23.7	29.3	32.3	35.8	36.4	36.5	35.4	38.5
d) Aset lain <i>Other assets</i>	6.4	4.7	6.3	5.6	5.2	3.7	4.1	6.0
Jumlah <i>Total</i>	100.0	100.0	100.0	100.0	100.0	100.0	100.0	100.0
5.2.2 Perdagangan borong dan runcit, penginapan dan restoran <i>Wholesale and retail trade, accommodation and restaurants</i>								
a) Struktur <i>Structures</i>	42.3	37.6	34.7	32.8	33.0	33.6	35.2	34.7
b) Kelengkapan pengangkutan <i>Transport equipment</i>	22.4	21.2	22.5	24.8	26.6	27.4	27.5	28.5
c) jentera dan kelengkapan <i>Machinery and equipment</i>	28.6	33.8	35.2	34.4	34.3	32.2	29.7	29.1
d) Aset lain <i>Other assets</i>	6.7	7.4	7.5	8.0	6.2	6.8	7.6	7.7
Jumlah <i>Total</i>	100.0	100.0	100.0	100.0	100.0	100.0	100.0	100.0
5.2.3 Perkhidmatan-perkhidmatan lain <i>Other services</i>								
a) Struktur <i>Structures</i>	18.3	16.9	16.9	17.0	15.7	15.4	15.7	14.4
b) Kelengkapan pengangkutan <i>Transport equipment</i>	19.3	14.5	11.0	8.7	6.2	5.0	4.8	5.0
c) jentera dan kelengkapan <i>Machinery and equipment</i>	35.0	40.5	42.0	44.2	47.1	48.4	47.5	47.4
d) Aset lain <i>Other assets</i>	27.3	28.1	30.1	30.2	31.1	31.2	32.0	33.1
Jumlah <i>Total</i>	100.0	100.0	100.0	100.0	100.0	100.0	100.0	100.0
5.3 Perkhidmatan kerajaan <i>Government services</i>								
a) Struktur <i>Structures</i>	45.1	46.3	47.5	48.4	50.9	54.2	58.0	58.0
b) Kelengkapan pengangkutan <i>Transport equipment</i>	7.7	6.3	5.3	5.0	4.7	4.3	4.2	5.2
c) jentera dan kelengkapan <i>Machinery and equipment</i>	45.5	45.3	44.5	43.4	41.1	38.0	34.4	33.3
d) Aset lain <i>Other assets</i>	1.7	2.2	2.6	3.2	3.4	3.4	3.4	3.5
Jumlah <i>Total</i>	100.0	100.0	100.0	100.0	100.0	100.0	100.0	100.0
6. Jumlah PMT <i>Total COFC</i>								
a) Struktur <i>Structures</i>	33.1	33.1	33.1	32.8	34.4	36.0	37.6	35.6
b) Kelengkapan pengangkutan <i>Transport equipment</i>	14.1	12.9	12.4	12.2	12.0	12.3	12.5	13.4
c) jentera dan kelengkapan <i>Machinery and equipment</i>	45.1	45.7	45.2	44.6	43.4	40.7	37.7	37.8
d) Aset lain <i>Other assets</i>	7.8	8.3	9.3	10.4	10.2	10.9	12.2	13.2
Jumlah <i>Total</i>	100.0	100.0	100.0	100.0	100.0	100.0	100.0	100.0

Jadual 4.2.2A
Table

 PMT mengikut Jenis Aktiviti Ekonomi dan Jenis Aset pada Harga Malar 2005 - RM Juta - Nilai Akhir Tahun
 COFC by Kind of Economic Activity and Type of Assets at Constant 2005 Price - RM Million - End Year Value

Jenis Aktiviti Ekonomi Kind of Economic Activity	2005	2006	2007	2008	2009	2010	2011 ^e	2012 ^p
1. Pertanian <i>Agriculture</i>								
a) Struktur <i>Structures</i>	605	606	605	604	602	603	607	617
b) Kelengkapan pengangkutan <i>Transport equipment</i>	347	331	324	338	362	395	439	492
c) jentera dan kelengkapan <i>Machinery and equipment</i>	708	716	725	758	808	833	830	842
d) Aset lain <i>Other assets</i>	1,732	1,777	1,858	1,975	2,054	2,193	2,386	2,577
Jumlah <i>Total</i>	3,393	3,430	3,512	3,674	3,827	4,023	4,262	4,528
2. Perlombongan dan kuari <i>Mining and quarrying</i>								
a) Struktur <i>Structures</i>	254	255	255	256	255	255	257	258
b) Kelengkapan pengangkutan <i>Transport equipment</i>	61	52	42	30	20	39	62	60
c) jentera dan kelengkapan <i>Machinery and equipment</i>	1,461	1,401	1,406	1,693	2,230	3,028	3,987	5,238
d) Aset lain <i>Other assets</i>	1,920	2,120	2,364	2,635	2,915	3,212	3,503	3,871
Jumlah <i>Total</i>	3,695	3,829	4,067	4,614	5,420	6,535	7,808	9,427
3. Pembuatan <i>Manufacturing</i>								
a) Struktur <i>Structures</i>	2,636	2,770	2,888	3,015	3,125	3,229	3,377	3,552
b) Kelengkapan pengangkutan <i>Transport equipment</i>	1,603	1,479	1,329	1,211	1,104	1,008	997	1,048
c) jentera dan kelengkapan <i>Machinery and equipment</i>	20,806	21,296	21,483	21,465	20,944	20,330	20,393	20,831
d) Aset lain <i>Other assets</i>	1,107	1,314	1,546	1,928	1,809	2,102	2,462	2,873
Jumlah <i>Total</i>	26,153	26,860	27,247	27,619	26,983	26,669	27,228	28,304
3.1 Makanan, minuman dan tembakau <i>Food, beverages and tobacco</i>								
a) Struktur <i>Structures</i>	259	272	281	294	306	315	329	346
b) Kelengkapan pengangkutan <i>Transport equipment</i>	237	226	205	195	190	180	185	198
c) jentera dan kelengkapan <i>Machinery and equipment</i>	1,201	1,290	1,354	1,442	1,560	1,676	1,806	2,002
d) Aset lain <i>Other assets</i>	62	60	63	104	70	95	116	126
Jumlah <i>Total</i>	1,760	1,849	1,903	2,035	2,126	2,266	2,436	2,672
3.2 Produk tekstil, kulit, kayu, kertas, cetakan dan terbitan <i>Textiles, leather, wood, paper products, printing and publishing</i>								
a) Struktur <i>Structures</i>	528	542	552	562	571	577	582	587
b) Kelengkapan pengangkutan <i>Transport equipment</i>	441	394	333	274	224	190	194	213
c) jentera dan kelengkapan <i>Machinery and equipment</i>	2,328	2,246	2,143	2,088	1,998	1,861	1,782	1,798
d) Aset lain <i>Other assets</i>	45	41	52	54	54	49	56	64
Jumlah <i>Total</i>	3,343	3,222	3,080	2,978	2,847	2,677	2,613	2,661

Jadual 4.2.2A
Table

 PMT mengikut Jenis Aktiviti Ekonomi dan Jenis Aset pada Harga Malar 2005 - RM Juta - Nilai Akhir Tahun
 COFC by Kind of Economic Activity and Type of Assets at Constant 2005 Price - RM Million - End Year Value

Jenis Aktiviti Ekonomi <i>Kind of Economic Activity</i>	2005	2006	2007	2008	2009	2010	2011 ^e	2012 ^p
3.3 Produk petroleum, kimia, getah dan plastik <i>Petroleum, chemicals, rubber and plastic products</i>								
a) Struktur <i>Structures</i>	487	520	558	603	640	671	716	784
b) Kelengkapan pengangkutan <i>Transport equipment</i>	266	251	227	206	188	174	171	186
c) Jentera dan kelengkapan <i>Machinery and equipment</i>	5,222	5,254	5,374	5,553	5,505	5,411	5,497	5,746
d) Aset lain <i>Other assets</i>	185	248	318	372	273	260	333	482
Jumlah <i>Total</i>	6,161	6,273	6,477	6,734	6,606	6,517	6,716	7,199
3.4 Produk mineral bukan logam, logam asas dan produk logam yang direka <i>Non-metallic mineral products, basic metal and fabricated metal products</i>								
a) Struktur <i>Structures</i>	319	335	345	362	382	398	418	437
b) Kelengkapan pengangkutan <i>Transport equipment</i>	265	245	236	243	242	232	225	222
c) Jentera dan kelengkapan <i>Machinery and equipment</i>	2,144	2,139	2,064	2,074	2,101	2,183	2,382	2,510
d) Aset lain <i>Other assets</i>	56	62	50	114	68	94	107	127
Jumlah <i>Total</i>	2,785	2,782	2,695	2,793	2,794	2,907	3,133	3,296
3.5 Elektrik dan elektronik <i>Electrical and electronic</i>								
a) Struktur <i>Structures</i>	820	869	907	939	960	991	1,047	1,102
b) Kelengkapan pengangkutan <i>Transport equipment</i>	193	181	170	156	137	122	124	133
c) Jentera dan kelengkapan <i>Machinery and equipment</i>	8,524	8,901	9,035	8,775	8,210	7,615	7,334	7,119
d) Aset lain <i>Other assets</i>	676	779	926	1,141	1,178	1,422	1,624	1,809
Jumlah <i>Total</i>	10,212	10,730	11,038	11,011	10,486	10,149	10,129	10,162
3.6 Kelengkapan pengangkutan dan pembuatan lain <i>Transport equipment and other manufactures</i>								
a) Struktur <i>Structures</i>	222	232	245	254	266	276	285	296
b) Kelengkapan pengangkutan <i>Transport equipment</i>	201	182	158	137	123	110	99	96
c) Jentera dan kelengkapan <i>Machinery and equipment</i>	1,386	1,466	1,514	1,535	1,570	1,585	1,593	1,656
d) Aset lain <i>Other assets</i>	83	124	137	142	166	181	225	265
Jumlah <i>Total</i>	1,892	2,005	2,054	2,068	2,124	2,152	2,202	2,313
4. Pembinaan <i>Construction</i>								
a) Struktur <i>Structures</i>	271	286	294	304	307	308	314	323
b) Kelengkapan pengangkutan <i>Transport equipment</i>	454	466	541	584	575	623	712	820
c) Jentera dan kelengkapan <i>Machinery and equipment</i>	491	509	582	722	829	865	927	1,028
d) Aset lain <i>Other assets</i>	69	57	51	58	17	50	62	76
Jumlah <i>Total</i>	1,286	1,318	1,468	1,669	1,728	1,845	2,015	2,248

Jadual 4.2.2A
Table

 PMT mengikut Jenis Aktiviti Ekonomi dan Jenis Aset pada Harga Malar 2005 - RM Juta - Nilai Akhir Tahun
 COFC by Kind of Economic Activity and Type of Assets at Constant 2005 Price - RM Million - End Year Value

Jenis Aktiviti Ekonomi Kind of Economic Activity	2005	2006	2007	2008	2009	2010	2011 ^e	2012 ^p
5. Perkhidmatan <i>Services</i>								
a) Struktur <i>Structures</i>	22,827	23,734	24,642	25,566	26,512	27,477	28,423	29,467
b) Kelengkapan pengangkutan <i>Transport equipment</i>	8,823	8,880	9,603	10,480	11,300	12,452	13,835	15,475
c) jentera dan kelengkapan <i>Machinery and equipment</i>	12,722	15,249	17,939	20,300	21,433	21,378	21,009	20,980
d) Aset lain <i>Other assets</i>	1,424	1,606	2,055	2,372	2,563	3,125	3,552	4,128
Jumlah <i>Total</i>	45,795	49,470	54,240	58,718	61,809	64,431	66,819	70,050
5.1 Perkhidmatan perantaraan <i>Intermediate services</i>								
a) Struktur <i>Structures</i>	11,758	12,127	12,477	12,812	13,162	13,531	13,903	14,355
b) Kelengkapan pengangkutan <i>Transport equipment</i>	6,764	6,853	7,477	8,151	8,763	9,737	10,882	12,097
c) jentera dan kelengkapan <i>Machinery and equipment</i>	4,066	5,258	6,661	7,956	8,291	7,721	7,022	6,955
d) Aset lain <i>Other assets</i>	312	368	467	623	676	1,136	1,359	1,598
Jumlah <i>Total</i>	22,900	24,606	27,082	29,542	30,891	32,125	33,167	35,004
5.1.1 Pengangkutan, penyimpanan dan komunikasi <i>Transport, storage and communication</i>								
a) Struktur <i>Structures</i>	3,506	3,582	3,649	3,713	3,813	3,947	4,079	4,235
b) Kelengkapan pengangkutan <i>Transport equipment</i>	6,452	6,512	7,133	7,778	8,363	9,306	10,363	11,420
c) jentera dan kelengkapan <i>Machinery and equipment</i>	2,582	3,426	4,451	5,394	5,582	5,235	4,824	4,835
d) Aset lain <i>Other assets</i>	116	166	183	418	399	716	795	870
Jumlah <i>Total</i>	12,657	13,686	15,416	17,303	18,157	19,205	20,061	21,360
5.1.2 Kewangan, insurans, hartanah dan perkhidmatan perniagaan <i>Finance, insurance, real estate and business services</i>								
a) Struktur <i>Structures</i>	8,251	8,545	8,827	9,099	9,348	9,584	9,825	10,120
b) Kelengkapan pengangkutan <i>Transport equipment</i>	312	341	344	373	400	431	519	677
c) jentera dan kelengkapan <i>Machinery and equipment</i>	1,484	1,833	2,211	2,562	2,708	2,486	2,197	2,120
d) Aset lain <i>Other assets</i>	196	202	284	205	277	420	564	728
Jumlah <i>Total</i>	10,244	10,920	11,666	12,239	12,733	12,920	13,106	13,645
5.2 Perkhidmatan akhir <i>Final services</i>								
a) Struktur <i>Structures</i>	4,967	5,140	5,302	5,479	5,651	5,823	6,007	6,223
b) Kelengkapan pengangkutan <i>Transport equipment</i>	1,015	1,109	1,272	1,469	1,667	1,857	2,055	2,281
c) jentera dan kelengkapan <i>Machinery and equipment</i>	2,491	3,467	4,314	5,045	5,736	6,301	6,799	7,250
d) Aset lain <i>Other assets</i>	878	929	1,177	1,239	1,297	1,355	1,549	1,868
Jumlah <i>Total</i>	9,350	10,645	12,066	13,231	14,352	15,337	16,410	17,621

Jadual 4.2.2A
Table

 PMT mengikut Jenis Aktiviti Ekonomi dan Jenis Aset pada Harga Malar 2005 - RM Juta - Nilai Akhir Tahun
 COFC by Kind of Economic Activity and Type of Assets at Constant 2005 Price - RM Million - End Year Value

Jenis Aktiviti Ekonomi Kind of Economic Activity	2005	2006	2007	2008	2009	2010	2011 ^e	2012 ^p
5.2.1 Utiliti <i>Utilities</i>								
a) Struktur <i>Structures</i>	3,633	3,726	3,800	3,880	3,956	4,018	4,079	4,154
b) Kelengkapan pengangkutan <i>Transport equipment</i>	184	198	197	158	131	108	92	83
c) jentera dan kelengkapan <i>Machinery and equipment</i>	1,291	1,780	2,262	2,708	3,007	3,246	3,478	3,689
d) Aset lain <i>Other assets</i>	349	278	416	388	379	280	314	436
Jumlah <i>Total</i>	5,457	5,983	6,674	7,135	7,472	7,652	7,964	8,362
5.2.2 Perdagangan borong dan runcit, penginapan dan restoran <i>Wholesale and retail trade, accommodation and restaurants</i>								
a) Struktur <i>Structures</i>	1,093	1,162	1,237	1,323	1,411	1,502	1,604	1,721
b) Kelengkapan pengangkutan <i>Transport equipment</i>	578	683	884	1,149	1,399	1,617	1,817	2,028
c) jentera dan kelengkapan <i>Machinery and equipment</i>	739	1,068	1,345	1,543	1,718	1,823	1,901	1,987
d) Aset lain <i>Other assets</i>	172	229	269	324	266	307	347	403
Jumlah <i>Total</i>	2,582	3,142	3,735	4,339	4,794	5,250	5,669	6,140
5.2.3 Perkhidmatan-perkhidmatan lain <i>Other services</i>								
a) Struktur <i>Structures</i>	241	252	265	275	284	303	324	348
b) Kelengkapan pengangkutan <i>Transport equipment</i>	253	227	192	162	138	132	146	170
c) jentera dan kelengkapan <i>Machinery and equipment</i>	460	619	707	794	1,012	1,233	1,420	1,573
d) Aset lain <i>Other assets</i>	357	422	493	526	652	769	888	1,029
Jumlah <i>Total</i>	1,311	1,520	1,657	1,757	2,086	2,436	2,778	3,120
5.3 Perkhidmatan kerajaan <i>Government services</i>								
a) Struktur <i>Structures</i>	6,102	6,468	6,863	7,275	7,700	8,122	8,512	8,889
b) Kelengkapan pengangkutan <i>Transport equipment</i>	1,044	919	854	860	870	858	898	1,097
c) jentera dan kelengkapan <i>Machinery and equipment</i>	6,165	6,524	6,964	7,299	7,406	7,355	7,188	6,775
d) Aset lain <i>Other assets</i>	234	309	410	510	590	633	643	663
Jumlah <i>Total</i>	13,545	14,219	15,092	15,944	16,567	16,969	17,242	17,424
6. Jumlah PMT <i>Total COFC</i>								
a) Struktur <i>Structures</i>	26,594	27,652	28,685	29,744	30,802	31,871	32,977	34,216
b) Kelengkapan pengangkutan <i>Transport equipment</i>	11,288	11,209	11,839	12,643	13,362	14,516	16,045	17,895
c) jentera dan kelengkapan <i>Machinery and equipment</i>	36,188	39,171	42,135	44,939	46,244	46,434	47,146	48,919
d) Aset lain <i>Other assets</i>	6,252	6,874	7,875	8,968	9,359	10,681	11,964	13,526
Jumlah <i>Total</i>	80,322	84,907	90,534	96,294	99,767	103,502	108,132	114,556

Jadual **4.2.2B**
Table

PMT mengikut Jenis Aktiviti Ekonomi dan Jenis Aset pada Harga Malar 2005 - Perubahan Peratusan Tahunan
COFC by Kind of Economic Activity and Type of Assets at Constant 2005 Price - Annual Percentage Change

Jenis Aktiviti Ekonomi Kind of Economic Activity	2005	2006	2007	2008	2009	2010	2011 ^e	2012 ^p
1. Pertanian <i>Agriculture</i>								
a) Struktur <i>Structures</i>	-0.7	0.2	-0.2	-0.2	-0.2	0.0	0.7	1.6
b) Kelengkapan pengangkutan <i>Transport equipment</i>	-11.4	-4.6	-2.0	4.1	7.3	8.9	11.3	12.0
c) jentera dan kelengkapan <i>Machinery and equipment</i>	12.9	1.0	1.3	4.6	6.6	3.0	-0.3	1.5
d) Aset lain <i>Other assets</i>	4.1	2.6	4.6	6.3	4.0	6.7	8.8	8.0
Jumlah <i>Total</i>	3.0	1.1	2.4	4.6	4.2	5.1	5.9	6.2
2. Perlombongan dan kuari <i>Mining and quarrying</i>								
a) Struktur <i>Structures</i>	2.3	0.4	0.2	0.0	-0.1	0.0	0.4	0.5
b) Kelengkapan pengangkutan <i>Transport equipment</i>	6.3	-14.5	-20.6	-27.5	-33.6	93.9	58.7	-1.9
c) jentera dan kelengkapan <i>Machinery and equipment</i>	-1.5	-4.1	0.3	20.4	31.7	35.8	31.7	31.4
d) Aset lain <i>Other assets</i>	8.6	10.5	11.5	11.5	10.6	10.2	9.0	10.5
Jumlah <i>Total</i>	3.9	3.6	6.2	13.4	17.5	20.6	19.5	20.7
3. Pembuatan <i>Manufacturing</i>								
a) Struktur <i>Structures</i>	6.3	5.1	4.3	4.4	3.6	3.3	4.6	5.2
b) Kelengkapan pengangkutan <i>Transport equipment</i>	0.3	-7.7	-10.2	-8.9	-8.8	-8.7	-1.1	5.1
c) jentera dan kelengkapan <i>Machinery and equipment</i>	4.8	2.4	0.9	-0.1	-2.4	-2.9	0.3	2.1
d) Aset lain <i>Other assets</i>	6.0	18.7	17.6	24.7	-6.1	16.1	17.1	16.7
Jumlah <i>Total</i>	4.7	2.7	1.4	1.4	-2.3	-1.2	2.1	3.9
3.1 Makanan, minuman dan tembakau <i>Food, beverages and tobacco</i>								
a) Struktur <i>Structures</i>	9.1	4.8	3.4	4.5	4.1	2.9	4.4	5.3
b) Kelengkapan pengangkutan <i>Transport equipment</i>	4.3	-4.7	-9.2	-5.1	-2.8	-4.8	2.6	7.1
c) jentera dan kelengkapan <i>Machinery and equipment</i>	9.2	7.4	4.9	6.5	8.2	7.4	7.8	10.9
d) Aset lain <i>Other assets</i>	-3.3	-3.2	4.1	66.2	-32.6	35.2	22.3	8.4
Jumlah <i>Total</i>	8.0	5.0	2.9	6.9	4.5	6.6	7.5	9.7
3.2 Produk tekstil, kulit, kayu, kertas, cetakan dan terbitan <i>Textiles, leather, wood, paper products, printing and publishing</i>								
a) Struktur <i>Structures</i>	5.3	2.5	2.0	1.8	1.5	1.2	0.8	0.7
b) Kelengkapan pengangkutan <i>Transport equipment</i>	-4.7	-10.7	-15.4	-17.7	-18.3	-15.2	1.8	9.9
c) jentera dan kelengkapan <i>Machinery and equipment</i>	-3.7	-3.5	-4.6	-2.6	-4.3	-6.9	-4.2	0.9
d) Aset lain <i>Other assets</i>	-32.8	-9.1	25.9	4.6	0.4	-9.7	13.8	15.2
Jumlah <i>Total</i>	-3.1	-3.6	-4.4	-3.3	-4.4	-6.0	-2.4	1.8

Jadual **4.2.2B**
Table

PMT mengikut Jenis Aktiviti Ekonomi dan Jenis Aset pada Harga Malar 2005 - Perubahan Peratusan Tahunan
COFC by Kind of Economic Activity and Type of Assets at Constant 2005 Price - Annual Percentage Change

Jenis Aktiviti Ekonomi <i>Kind of Economic Activity</i>	2005	2006	2007	2008	2009	2010	2011 ^e	2012 ^p
3.3 Produk petroleum, kimia, getah dan plastik <i>Petroleum, chemicals, rubber and plastic products</i>								
a) Struktur <i>Structures</i>	0.1	6.9	7.2	8.1	6.2	4.8	6.6	9.6
b) Kelengkapan pengangkutan <i>Transport equipment</i>	2.1	-5.8	-9.6	-9.1	-8.6	-7.8	-1.7	9.3
c) Jentera dan kelengkapan <i>Machinery and equipment</i>	12.0	0.6	2.3	3.3	-0.9	-1.7	1.6	4.5
d) Aset lain <i>Other assets</i>	44.9	33.9	28.3	16.8	-26.7	-4.6	28.0	44.5
Jumlah <i>Total</i>	11.2	1.8	3.2	4.0	-1.9	-1.4	3.1	7.2
3.4 Produk mineral bukan logam, logam asas dan produk logam yang direka <i>Non-metallic mineral products, basic metal and fabricated metal products</i>								
a) Struktur <i>Structures</i>	7.1	4.9	3.1	4.9	5.5	4.2	5.0	4.4
b) Kelengkapan pengangkutan <i>Transport equipment</i>	2.6	-7.5	-3.6	3.0	-0.4	-4.0	-3.2	-1.5
c) Jentera dan kelengkapan <i>Machinery and equipment</i>	-0.8	-0.2	-3.5	0.5	1.3	3.9	9.1	5.4
d) Aset lain <i>Other assets</i>	-3.9	10.6	-20.4	129.5	-40.0	37.6	14.3	18.5
Jumlah <i>Total</i>	0.3	-0.1	-3.1	3.6	0.0	4.1	7.7	5.2
3.5 Elektrik dan elektronik <i>Electrical and electronic</i>								
a) Struktur <i>Structures</i>	9.3	5.9	4.4	3.6	2.2	3.2	5.7	5.2
b) Kelengkapan pengangkutan <i>Transport equipment</i>	-0.5	-5.8	-6.2	-8.3	-11.9	-11.4	2.1	7.3
c) Jentera dan kelengkapan <i>Machinery and equipment</i>	3.8	4.4	1.5	-2.9	-6.4	-7.3	-3.7	-2.9
d) Aset lain <i>Other assets</i>	9.8	15.2	18.9	23.2	3.2	20.7	14.2	11.4
Jumlah <i>Total</i>	4.5	5.1	2.9	-0.2	-4.8	-3.2	-0.2	0.3
3.6 Kelengkapan pengangkutan dan pembuatan lain <i>Transport equipment and other manufactures</i>								
a) Struktur <i>Structures</i>	8.0	4.6	5.3	4.0	4.3	4.0	3.2	4.0
b) Kelengkapan pengangkutan <i>Transport equipment</i>	2.9	-9.2	-13.3	-13.5	-10.0	-10.8	-9.9	-3.1
c) Jentera dan kelengkapan <i>Machinery and equipment</i>	7.1	5.8	3.2	1.4	2.3	1.0	0.5	4.0
d) Aset lain <i>Other assets</i>	-25.8	49.6	11.0	3.7	16.5	9.2	24.4	17.7
Jumlah <i>Total</i>	4.7	6.0	2.4	0.7	2.7	1.3	2.3	5.1
4. Pembinaan <i>Construction</i>								
a) Struktur <i>Structures</i>	5.2	5.4	2.9	3.3	0.9	0.3	2.1	2.8
b) Kelengkapan pengangkutan <i>Transport equipment</i>	14.8	2.8	16.0	8.0	-1.5	8.3	14.3	15.2
c) Jentera dan kelengkapan <i>Machinery and equipment</i>	-6.9	3.5	14.5	24.0	14.8	4.3	7.1	11.0
d) Aset lain <i>Other assets</i>	37.6	-16.8	-11.0	13.9	-70.0	185.6	25.7	22.2
Jumlah <i>Total</i>	4.4	2.6	11.4	13.6	3.6	6.7	9.2	11.6

Jadual **4.2.2B**
Table

PMT mengikut Jenis Aktiviti Ekonomi dan Jenis Aset pada Harga Malar 2005 - Perubahan Peratusan Tahunan
COFC by Kind of Economic Activity and Type of Assets at Constant 2005 Price - Annual Percentage Change

Jenis Aktiviti Ekonomi Kind of Economic Activity	2005	2006	2007	2008	2009	2010	2011 ^e	2012 ^p
5. Perkhidmatan <i>Services</i>								
a) Struktur <i>Structures</i>	4.2	4.0	3.8	3.7	3.7	3.6	3.4	3.7
b) Kelengkapan pengangkutan <i>Transport equipment</i>	-8.9	0.6	8.1	9.1	7.8	10.2	11.1	11.8
c) jentera dan kelengkapan <i>Machinery and equipment</i>	11.2	19.9	17.6	13.2	5.6	-0.3	-1.7	-0.1
d) Aset lain <i>Other assets</i>	-10.4	12.8	28.0	15.4	8.1	21.9	13.7	16.2
Jumlah <i>Total</i>	2.7	8.0	9.6	8.3	5.3	4.2	3.7	4.8
5.1 Perkhidmatan perantara <i>Intermediate services</i>								
a) Struktur <i>Structures</i>	3.4	3.1	2.9	2.7	2.7	2.8	2.7	3.2
b) Kelengkapan pengangkutan <i>Transport equipment</i>	-8.6	1.3	9.1	9.0	7.5	11.1	11.8	11.2
c) Jentera dan kelengkapan <i>Machinery and equipment</i>	18.1	29.3	26.7	19.4	4.2	-6.9	-9.1	-0.9
d) Aset lain <i>Other assets</i>	-17.8	17.8	27.0	33.4	8.4	68.0	19.7	17.5
Jumlah <i>Total</i>	1.4	7.4	10.1	9.1	4.6	4.0	3.2	5.5
5.1.1 Pengangkutan, penyimpanan dan komunikasi <i>Transport, storage and communication</i>								
a) Struktur <i>Structures</i>	3.3	2.2	1.9	1.7	2.7	3.5	3.3	3.8
b) Kelengkapan pengangkutan <i>Transport equipment</i>	-8.8	0.9	9.5	9.0	7.5	11.3	11.4	10.2
c) Jentera dan kelengkapan <i>Machinery and equipment</i>	26.8	32.7	29.9	21.2	3.5	-6.2	-7.9	0.2
d) Aset lain <i>Other assets</i>	-64.6	42.9	10.2	128.3	-4.6	79.6	11.0	9.4
Jumlah <i>Total</i>	-1.4	8.1	12.6	12.2	4.9	5.8	4.5	6.5
5.1.2 Kewangan, insurans, hartanah dan perkhidmatan perniagaan <i>Finance, insurance, real estate and business services</i>								
a) Struktur <i>Structures</i>	3.5	3.6	3.3	3.1	2.7	2.5	2.5	3.0
b) Kelengkapan pengangkutan <i>Transport equipment</i>	-3.6	9.3	0.8	8.3	7.2	7.9	20.5	30.4
c) Jentera dan kelengkapan <i>Machinery and equipment</i>	5.5	23.5	20.6	15.9	5.7	-8.2	-11.6	-3.5
d) Aset lain <i>Other assets</i>	286.5	2.9	40.9	-27.7	35.0	51.3	34.5	29.0
Jumlah <i>Total</i>	5.0	6.6	6.8	4.9	4.0	1.5	1.4	4.1
5.2 Perkhidmatan akhir <i>Final services</i>								
a) Struktur <i>Structures</i>	3.7	3.5	3.2	3.3	3.1	3.1	3.2	3.6
b) Kelengkapan pengangkutan <i>Transport equipment</i>	-8.1	9.2	14.7	15.5	13.5	11.4	10.6	11.0
c) Jentera dan kelengkapan <i>Machinery and equipment</i>	18.6	39.2	24.4	16.9	13.7	9.8	7.9	6.6
d) Aset lain <i>Other assets</i>	-13.6	5.9	26.7	5.2	4.7	4.5	14.3	20.6
Jumlah <i>Total</i>	3.8	13.8	13.3	9.7	8.5	6.9	7.0	7.4

Jadual 4.2.2B
Table

 PMT mengikut Jenis Aktiviti Ekonomi dan Jenis Aset pada Harga Malar 2005 - Perubahan Peratusan Tahunan
 COFC by Kind of Economic Activity and Type of Assets at Constant 2005 Price - Annual Percentage Change

Jenis Aktiviti Ekonomi Kind of Economic Activity	2005	2006	2007	2008	2009	2010	2011 ^e	2012 ^p
5.2.1 Utiliti <i>Utilities</i>								
a) Struktur <i>Structures</i>	3.7	2.6	2.0	2.1	1.9	1.6	1.5	1.8
b) Kelengkapan pengangkutan <i>Transport equipment</i>	1.0	7.6	-1.0	-19.7	-17.1	-17.4	-14.8	-10.1
c) jentera dan kelengkapan <i>Machinery and equipment</i>	17.1	37.8	27.1	19.7	11.0	8.0	7.2	6.1
d) Aset lain <i>Other assets</i>	1.7	-20.1	49.5	-6.7	-2.5	-26.1	12.4	38.8
Jumlah <i>Total</i>	6.3	9.6	11.6	6.9	4.7	2.4	4.1	5.0
5.2.2 Perdagangan borong dan runcit, penginapan dan restoran <i>Wholesale and retail trade, accommodation and restaurants</i>								
a) Struktur <i>Structures</i>	4.0	6.3	6.5	6.9	6.7	6.4	6.8	7.3
b) Kelengkapan pengangkutan <i>Transport equipment</i>	-10.6	18.3	29.3	30.0	21.7	15.6	12.4	11.6
c) Jentera dan kelengkapan <i>Machinery and equipment</i>	12.6	44.6	25.9	14.7	11.4	6.1	4.3	4.5
d) Aset lain <i>Other assets</i>	-56.2	33.2	17.4	20.7	-17.9	15.5	12.8	16.3
Jumlah <i>Total</i>	-6.0	21.7	18.9	16.2	10.5	9.5	8.0	8.3
5.2.3 Perkhidmatan-perkhidmatan lain <i>Other services</i>								
a) Struktur <i>Structures</i>	3.4	4.6	5.3	3.5	3.4	6.7	7.0	7.5
b) Kelengkapan pengangkutan <i>Transport equipment</i>	-8.2	-10.5	-15.5	-15.3	-14.9	-4.5	10.4	16.6
c) Jentera dan kelengkapan <i>Machinery and equipment</i>	34.9	34.6	14.2	12.2	27.5	21.8	15.2	10.8
d) Aset lain <i>Other assets</i>	27.2	18.1	16.8	6.8	23.9	17.8	15.6	15.8
Jumlah <i>Total</i>	16.0	15.9	9.0	6.0	18.7	16.8	14.0	12.3
5.3 Perkhidmatan kerajaan <i>Government services</i>								
a) Struktur <i>Structures</i>	6.3	6.0	6.1	6.0	5.8	5.5	4.8	4.4
b) Kelengkapan pengangkutan <i>Transport equipment</i>	-11.7	-12.0	-7.0	0.8	1.2	-1.5	4.7	22.2
c) Jentera dan kelengkapan <i>Machinery and equipment</i>	4.6	5.8	6.8	4.8	1.5	-0.7	-2.3	-5.7
d) Aset lain <i>Other assets</i>	20.9	32.2	32.9	24.1	15.8	7.4	1.5	3.0
Jumlah <i>Total</i>	4.1	5.0	6.1	5.7	3.9	2.4	1.6	1.1
6. Jumlah PMT <i>Total COFC</i>								
a) Struktur <i>Structures</i>	4.3	4.0	3.7	3.7	3.6	3.5	3.5	3.8
b) Kelengkapan pengangkutan <i>Transport equipment</i>	-6.9	-0.7	5.6	6.8	5.7	8.6	10.5	11.5
c) Jentera dan kelengkapan <i>Machinery and equipment</i>	6.7	8.2	7.6	6.7	2.9	0.4	1.5	3.8
d) Aset lain <i>Other assets</i>	2.2	10.0	14.5	13.9	4.4	14.1	12.0	13.1
Jumlah <i>Total</i>	3.4	5.7	6.6	6.4	3.6	3.7	4.5	5.9

Jadual **4.2.2C**
Table

PMT mengikut Jenis Aktiviti Ekonomi dan Jenis Aset pada Harga Malar 2005 - Pembahagian Peratus PMT
COFC by Kind of Economic Activity and Type of Assets at Constant 2005 Price - Percentage Share of COFC

Jenis Aktiviti Ekonomi Kind of Economic Activity	2005	2006	2007	2008	2009	2010	2011 ^e	2012 ^p
1. Pertanian <i>Agriculture</i>								
a) Struktur <i>Structures</i>	0.8	0.7	0.7	0.6	0.6	0.6	0.6	0.5
b) Kelengkapan pengangkutan <i>Transport equipment</i>	0.4	0.4	0.4	0.4	0.4	0.4	0.4	0.4
c) jentera dan kelengkapan <i>Machinery and equipment</i>	0.9	0.8	0.8	0.8	0.8	0.8	0.8	0.7
d) Aset lain <i>Other assets</i>	2.2	2.1	2.1	2.1	2.1	2.1	2.2	2.2
Jumlah <i>Total</i>	4.2	4.0	3.9	3.8	3.8	3.9	3.9	4.0
2. Perlombongan dan kuari <i>Mining and quarrying</i>								
a) Struktur <i>Structures</i>	0.3	0.3	0.3	0.3	0.3	0.2	0.2	0.2
b) Kelengkapan pengangkutan <i>Transport equipment</i>	0.1	0.1	0.0	0.0	0.0	0.0	0.1	0.1
c) jentera dan kelengkapan <i>Machinery and equipment</i>	1.8	1.7	1.6	1.8	2.2	2.9	3.7	4.6
d) Aset lain <i>Other assets</i>	2.4	2.5	2.6	2.7	2.9	3.1	3.2	3.4
Jumlah <i>Total</i>	4.6	4.5	4.5	4.8	5.4	6.3	7.2	8.2
3. Pembuatan <i>Manufacturing</i>								
a) Struktur <i>Structures</i>	3.3	3.3	3.2	3.1	3.1	3.1	3.1	3.1
b) Kelengkapan pengangkutan <i>Transport equipment</i>	2.0	1.7	1.5	1.3	1.1	1.0	0.9	0.9
c) jentera dan kelengkapan <i>Machinery and equipment</i>	25.9	25.1	23.7	22.3	21.0	19.6	18.9	18.2
d) Aset lain <i>Other assets</i>	1.4	1.5	1.7	2.0	1.8	2.0	2.3	2.5
Jumlah <i>Total</i>	32.6	31.6	30.1	28.7	27.0	25.8	25.2	24.7
3.1 Makanan, minuman dan tembakau <i>Food, beverages and tobacco</i>								
a) Struktur <i>Structures</i>	0.3	0.3	0.3	0.3	0.3	0.3	0.3	0.3
b) Kelengkapan pengangkutan <i>Transport equipment</i>	0.3	0.3	0.2	0.2	0.2	0.2	0.2	0.2
c) jentera dan kelengkapan <i>Machinery and equipment</i>	1.5	1.5	1.5	1.5	1.6	1.6	1.7	1.7
d) Aset lain <i>Other assets</i>	0.1	0.1	0.1	0.1	0.1	0.1	0.1	0.1
Jumlah <i>Total</i>	2.2	2.2	2.1	2.1	2.1	2.2	2.3	2.3
3.2 Produk tekstil, kulit, kayu, kertas, cetakan dan terbitan <i>Textiles, leather, wood, paper products, printing and publishing</i>								
a) Struktur <i>Structures</i>	0.7	0.6	0.6	0.6	0.6	0.6	0.5	0.5
b) Kelengkapan pengangkutan <i>Transport equipment</i>	0.5	0.5	0.4	0.3	0.2	0.2	0.2	0.2
c) jentera dan kelengkapan <i>Machinery and equipment</i>	2.9	2.6	2.4	2.2	2.0	1.8	1.6	1.6
d) Aset lain <i>Other assets</i>	0.1	0.0	0.1	0.1	0.1	0.0	0.1	0.1
Jumlah <i>Total</i>	4.2	3.8	3.4	3.1	2.9	2.6	2.4	2.3

Jadual **4.2.2C**
Table

PMT mengikut Jenis Aktiviti Ekonomi dan Jenis Aset pada Harga Malar 2005 - Pembahagian Peratus PMT
COFC by Kind of Economic Activity and Type of Assets at Constant 2005 Price - Percentage Share of COFC

Jenis Aktiviti Ekonomi <i>Kind of Economic Activity</i>	2005	2006	2007	2008	2009	2010	2011 ^e	2012 ^p
3.3 Produk petroleum, kimia, getah dan plastik <i>Petroleum, chemicals, rubber and plastic products</i>								
a) Struktur <i>Structures</i>	0.6	0.6	0.6	0.6	0.6	0.6	0.7	0.7
b) Kelengkapan pengangkutan <i>Transport equipment</i>	0.3	0.3	0.3	0.2	0.2	0.2	0.2	0.2
c) Jentera dan kelengkapan <i>Machinery and equipment</i>	6.5	6.2	5.9	5.8	5.5	5.2	5.1	5.0
d) Aset lain <i>Other assets</i>	0.2	0.3	0.4	0.4	0.3	0.3	0.3	0.4
Jumlah <i>Total</i>	7.7	7.4	7.2	7.0	6.6	6.3	6.2	6.3
3.4 Produk mineral bukan logam, logam asas dan produk logam yang direka <i>Non-metallic mineral products, basic metal and fabricated metal products</i>								
a) Struktur <i>Structures</i>	0.4	0.4	0.4	0.4	0.4	0.4	0.4	0.4
b) Kelengkapan pengangkutan <i>Transport equipment</i>	0.3	0.3	0.3	0.3	0.2	0.2	0.2	0.2
c) Jentera dan kelengkapan <i>Machinery and equipment</i>	2.7	2.5	2.3	2.2	2.1	2.1	2.2	2.2
d) Aset lain <i>Other assets</i>	0.1	0.1	0.1	0.1	0.1	0.1	0.1	0.1
Jumlah <i>Total</i>	3.5	3.3	3.0	2.9	2.8	2.8	2.9	2.9
3.5 Elektrik dan elektronik <i>Electrical and electronic</i>								
a) Struktur <i>Structures</i>	1.0	1.0	1.0	1.0	1.0	1.0	1.0	1.0
b) Kelengkapan pengangkutan <i>Transport equipment</i>	0.2	0.2	0.2	0.2	0.1	0.1	0.1	0.1
c) Jentera dan kelengkapan <i>Machinery and equipment</i>	10.6	10.5	10.0	9.1	8.2	7.4	6.8	6.2
d) Aset lain <i>Other assets</i>	0.8	0.9	1.0	1.2	1.2	1.4	1.5	1.6
Jumlah <i>Total</i>	12.7	12.6	12.2	11.4	10.5	9.8	9.4	8.9
3.6 Kelengkapan pengangkutan dan pembuatan lain <i>Transport equipment and other manufactures</i>								
a) Struktur <i>Structures</i>	0.3	0.3	0.3	0.3	0.3	0.3	0.3	0.3
b) Kelengkapan pengangkutan <i>Transport equipment</i>	0.2	0.2	0.2	0.1	0.1	0.1	0.1	0.1
c) Jentera dan kelengkapan <i>Machinery and equipment</i>	1.7	1.7	1.7	1.6	1.6	1.5	1.5	1.4
d) Aset lain <i>Other assets</i>	0.1	0.1	0.2	0.1	0.2	0.2	0.2	0.2
Jumlah <i>Total</i>	2.4	2.4	2.3	2.1	2.1	2.1	2.0	2.0
4. Pembinaan <i>Construction</i>								
a) Struktur <i>Structures</i>	0.3	0.3	0.3	0.3	0.3	0.3	0.3	0.3
b) Kelengkapan pengangkutan <i>Transport equipment</i>	0.6	0.5	0.6	0.6	0.6	0.6	0.7	0.7
c) Jentera dan kelengkapan <i>Machinery and equipment</i>	0.6	0.6	0.6	0.8	0.8	0.8	0.9	0.9
d) Aset lain <i>Other assets</i>	0.1	0.1	0.1	0.1	0.0	0.0	0.1	0.1
Jumlah <i>Total</i>	1.6	1.6	1.6	1.7	1.7	1.8	1.9	2.0

Jadual **4.2.2C**
Table

PMT mengikut Jenis Aktiviti Ekonomi dan Jenis Aset pada Harga Malar 2005 - Pembahagian Peratus PMT
COFC by Kind of Economic Activity and Type of Assets at Constant 2005 Price - Percentage Share of COFC

Jenis Aktiviti Ekonomi Kind of Economic Activity	2005	2006	2007	2008	2009	2010	2011 ^e	2012 ^p
5. Perkhidmatan <i>Services</i>								
a) Struktur <i>Structures</i>	28.4	28.0	27.2	26.5	26.6	26.5	26.3	25.7
b) Kelengkapan pengangkutan <i>Transport equipment</i>	11.0	10.5	10.6	10.9	11.3	12.0	12.8	13.5
c) jentera dan kelengkapan <i>Machinery and equipment</i>	15.8	18.0	19.8	21.1	21.5	20.7	19.4	18.3
d) Aset lain <i>Other assets</i>	1.8	1.9	2.3	2.5	2.6	3.0	3.3	3.6
Jumlah <i>Total</i>	57.0	58.3	59.9	61.0	62.0	62.3	61.8	61.1
5.1 Perkhidmatan perantaraan <i>Intermediate services</i>								
a) Struktur <i>Structures</i>	14.6	14.3	13.8	13.3	13.2	13.1	12.9	12.5
b) Kelengkapan pengangkutan <i>Transport equipment</i>	8.4	8.1	8.3	8.5	8.8	9.4	10.1	10.6
c) jentera dan kelengkapan <i>Machinery and equipment</i>	5.1	6.2	7.4	8.3	8.3	7.5	6.5	6.1
d) Aset lain <i>Other assets</i>	0.4	0.4	0.5	0.6	0.7	1.1	1.3	1.4
Jumlah <i>Total</i>	28.5	29.0	29.9	30.7	31.0	31.0	30.7	30.6
5.1.1 Pengangkutan, penyimpanan dan komunikasi <i>Transport, storage and communication</i>								
a) Struktur <i>Structures</i>	4.4	4.2	4.0	3.9	3.8	3.8	3.8	3.7
b) Kelengkapan pengangkutan <i>Transport equipment</i>	8.0	7.7	7.9	8.1	8.4	9.0	9.6	10.0
c) jentera dan kelengkapan <i>Machinery and equipment</i>	3.2	4.0	4.9	5.6	5.6	5.1	4.5	4.2
d) Aset lain <i>Other assets</i>	0.1	0.2	0.2	0.4	0.4	0.7	0.7	0.8
Jumlah <i>Total</i>	15.8	16.1	17.0	18.0	18.2	18.6	18.6	18.6
5.1.2 Kewangan, insurans, hartanah dan perkhidmatan perniagaan <i>Finance, insurance, real estate and business services</i>								
a) Struktur <i>Structures</i>	10.3	10.1	9.8	9.4	9.4	9.3	9.1	8.8
b) Kelengkapan pengangkutan <i>Transport equipment</i>	0.4	0.4	0.4	0.4	0.4	0.4	0.5	0.6
c) jentera dan kelengkapan <i>Machinery and equipment</i>	1.8	2.2	2.4	2.7	2.7	2.4	2.0	1.9
d) Aset lain <i>Other assets</i>	0.2	0.2	0.3	0.2	0.3	0.4	0.5	0.6
Jumlah <i>Total</i>	12.8	12.9	12.9	12.7	12.8	12.5	12.1	11.9
5.2 Perkhidmatan akhir <i>Final services</i>								
a) Struktur <i>Structures</i>	6.2	6.1	5.9	5.7	5.7	5.6	5.6	5.4
b) Kelengkapan pengangkutan <i>Transport equipment</i>	1.3	1.3	1.4	1.5	1.7	1.8	1.9	2.0
c) jentera dan kelengkapan <i>Machinery and equipment</i>	3.1	4.1	4.8	5.2	5.7	6.1	6.3	6.3
d) Aset lain <i>Other assets</i>	1.1	1.1	1.3	1.3	1.3	1.3	1.4	1.6
Jumlah <i>Total</i>	11.6	12.5	13.3	13.7	14.4	14.8	15.2	15.4

Jadual **4.2.2C**
Table

PMT mengikut Jenis Aktiviti Ekonomi dan Jenis Aset pada Harga Malar 2005 - Pembahagian Peratus PMT
COFC by Kind of Economic Activity and Type of Assets at Constant 2005 Price - Percentage Share of COFC

Jenis Aktiviti Ekonomi Kind of Economic Activity	2005	2006	2007	2008	2009	2010	2011 ^e	2012 ^p
5.2.1 Utiliti <i>Utilities</i>								
a) Struktur <i>Structures</i>	4.5	4.4	4.2	4.0	4.0	3.9	3.8	3.6
b) Kelengkapan pengangkutan <i>Transport equipment</i>	0.2	0.2	0.2	0.2	0.1	0.1	0.1	0.1
c) jentera dan kelengkapan <i>Machinery and equipment</i>	1.6	2.1	2.5	2.8	3.0	3.1	3.2	3.2
d) Aset lain <i>Other assets</i>	0.4	0.3	0.5	0.4	0.4	0.3	0.3	0.4
Jumlah <i>Total</i>	6.8	7.0	7.4	7.4	7.5	7.4	7.4	7.3
5.2.2 Perdagangan borong dan runcit, penginapan dan restoran <i>Wholesale and retail trade, accommodation and restaurants</i>								
a) Struktur <i>Structures</i>	1.4	1.4	1.4	1.4	1.4	1.5	1.5	1.5
b) Kelengkapan pengangkutan <i>Transport equipment</i>	0.7	0.8	1.0	1.2	1.4	1.6	1.7	1.8
c) Jentera dan kelengkapan <i>Machinery and equipment</i>	0.9	1.3	1.5	1.6	1.7	1.8	1.8	1.7
d) Aset lain <i>Other assets</i>	0.2	0.3	0.3	0.3	0.3	0.3	0.3	0.4
Jumlah <i>Total</i>	3.2	3.7	4.1	4.5	4.8	5.1	5.2	5.4
5.2.3 Perkhidmatan-perkhidmatan lain <i>Other services</i>								
a) Struktur <i>Structures</i>	0.3	0.3	0.3	0.3	0.3	0.3	0.3	0.3
b) Kelengkapan pengangkutan <i>Transport equipment</i>	0.3	0.3	0.2	0.2	0.1	0.1	0.1	0.1
c) Jentera dan kelengkapan <i>Machinery and equipment</i>	0.6	0.7	0.8	0.8	1.0	1.2	1.3	1.4
d) Aset lain <i>Other assets</i>	0.4	0.5	0.5	0.5	0.7	0.7	0.8	0.9
Jumlah <i>Total</i>	1.6	1.8	1.8	1.8	2.1	2.4	2.6	2.7
5.3 Perkhidmatan kerajaan <i>Government services</i>								
a) Struktur <i>Structures</i>	7.6	7.6	7.6	7.6	7.7	7.8	7.9	7.8
b) Kelengkapan pengangkutan <i>Transport equipment</i>	1.3	1.1	0.9	0.9	0.9	0.8	0.8	1.0
c) Jentera dan kelengkapan <i>Machinery and equipment</i>	7.7	7.7	7.7	7.6	7.4	7.1	6.6	5.9
d) Aset lain <i>Other assets</i>	0.3	0.4	0.5	0.5	0.6	0.6	0.6	0.6
Jumlah <i>Total</i>	16.9	16.7	16.7	16.6	16.6	16.4	15.9	15.2
6. Jumlah PMT <i>Total COFC</i>								
a) Struktur <i>Structures</i>	33.1	32.6	31.7	30.9	30.9	30.8	30.5	29.9
b) Kelengkapan pengangkutan <i>Transport equipment</i>	14.1	13.2	13.1	13.1	13.4	14.0	14.8	15.6
c) Jentera dan kelengkapan <i>Machinery and equipment</i>	45.1	46.1	46.5	46.7	46.4	44.9	43.6	42.7
d) Aset lain <i>Other assets</i>	7.8	8.1	8.7	9.3	9.4	10.3	11.1	11.8
Jumlah <i>Total</i>	100.0	100.0	100.0	100.0	100.0	100.0	100.0	100.0

Jadual 4.2.2D
Table

 PMT mengikut Jenis Aktiviti Ekonomi dan Jenis Aset pada Harga Malar 2005 - Pembahagian Peratus mengikut Jenis Aset
 COFC by Kind of Economic Activity and Type of Assets at Constant 2005 Price - Percentage Share by Type of Assets

Jenis Aktiviti Ekonomi Kind of Economic Activity	2005	2006	2007	2008	2009	2010	2011 ^e	2012 ^p
1. Pertanian <i>Agriculture</i>								
a) Struktur <i>Structures</i>	17.8	17.7	17.2	16.4	15.7	15.0	14.2	13.6
b) Kelengkapan pengangkutan <i>Transport equipment</i>	10.2	9.7	9.2	9.2	9.5	9.8	10.3	10.9
c) jentera dan kelengkapan <i>Machinery and equipment</i>	20.9	20.9	20.6	20.6	21.1	20.7	19.5	18.6
d) Aset lain <i>Other assets</i>	51.1	51.8	52.9	53.7	53.7	54.5	56.0	56.9
Jumlah <i>Total</i>	100.0	100.0	100.0	100.0	100.0	100.0	100.0	100.0
2. Perlombongan dan kuari <i>Mining and quarrying</i>								
a) Struktur <i>Structures</i>	6.9	6.7	6.3	5.5	4.7	3.9	3.3	2.7
b) Kelengkapan pengangkutan <i>Transport equipment</i>	1.7	1.4	1.0	0.7	0.4	0.6	0.8	0.6
c) Jentera dan kelengkapan <i>Machinery and equipment</i>	39.5	36.6	34.6	36.7	41.1	46.3	51.1	55.6
d) Aset lain <i>Other assets</i>	51.9	55.4	58.1	57.1	53.8	49.2	44.9	41.1
Jumlah <i>Total</i>	100.0	100.0	100.0	100.0	100.0	100.0	100.0	100.0
3. Pembuatan <i>Manufacturing</i>								
a) Struktur <i>Structures</i>	10.1	10.3	10.6	10.9	11.6	12.1	12.4	12.6
b) Kelengkapan pengangkutan <i>Transport equipment</i>	6.1	5.5	4.9	4.4	4.1	3.8	3.7	3.7
c) Jentera dan kelengkapan <i>Machinery and equipment</i>	79.6	79.3	78.8	77.7	77.6	76.2	74.9	73.6
d) Aset lain <i>Other assets</i>	4.2	4.9	5.7	7.0	6.7	7.9	9.0	10.1
Jumlah <i>Total</i>	100.0	100.0	100.0	100.0	100.0	100.0	100.0	100.0
3.1 Makanan, minuman dan tembakau <i>Food, beverages and tobacco</i>								
a) Struktur <i>Structures</i>	14.7	14.7	14.8	14.4	14.4	13.9	13.5	13.0
b) Kelengkapan pengangkutan <i>Transport equipment</i>	13.5	12.2	10.8	9.6	8.9	8.0	7.6	7.4
c) Jentera dan kelengkapan <i>Machinery and equipment</i>	68.2	69.8	71.1	70.8	73.4	74.0	74.1	74.9
d) Aset lain <i>Other assets</i>	3.5	3.3	3.3	5.1	3.3	4.2	4.8	4.7
Jumlah <i>Total</i>	100.0	100.0	100.0	100.0	100.0	100.0	100.0	100.0
3.2 Produk tekstil, kulit, kayu, kertas, cetakan dan terbitan <i>Textiles, leather, wood, paper products, printing and publishing</i>								
a) Struktur <i>Structures</i>	15.8	16.8	17.9	18.9	20.0	21.6	22.3	22.0
b) Kelengkapan pengangkutan <i>Transport equipment</i>	13.2	12.2	10.8	9.2	7.9	7.1	7.4	8.0
c) Jentera dan kelengkapan <i>Machinery and equipment</i>	69.6	69.7	69.6	70.1	70.2	69.5	68.2	67.6
d) Aset lain <i>Other assets</i>	1.3	1.3	1.7	1.8	1.9	1.8	2.1	2.4
Jumlah <i>Total</i>	100.0	100.0	100.0	100.0	100.0	100.0	100.0	100.0

Jadual **4.2.2D**
Table

PMT mengikut Jenis Aktiviti Ekonomi dan Jenis Aset pada Harga Malar 2005 - Pembahagian Peratus mengikut Jenis Aset
COFC by Kind of Economic Activity and Type of Assets at Constant 2005 Price - Percentage Share by Type of Assets

Jenis Aktiviti Ekonomi <i>Kind of Economic Activity</i>	2005	2006	2007	2008	2009	2010	2011 ^e	2012 ^p
3.3 Produk petroleum, kimia, getah dan plastik <i>Petroleum, chemicals, rubber and plastic products</i>								
a) Struktur <i>Structures</i>	7.9	8.3	8.6	9.0	9.7	10.3	10.7	10.9
b) Kelengkapan pengangkutan <i>Transport equipment</i>	4.3	4.0	3.5	3.1	2.9	2.7	2.5	2.6
c) jentera dan kelengkapan <i>Machinery and equipment</i>	84.8	83.8	83.0	82.5	83.3	83.0	81.8	79.8
d) Aset lain <i>Other assets</i>	3.0	4.0	4.9	5.5	4.1	4.0	5.0	6.7
Jumlah <i>Total</i>	100.0	100.0	100.0	100.0	100.0	100.0	100.0	100.0
3.4 Produk mineral bukan logam, logam asas dan produk logam yang direka <i>Non-metallic mineral products, basic metal and fabricated metal products</i>								
a) Struktur <i>Structures</i>	11.5	12.0	12.8	13.0	13.7	13.7	13.3	13.2
b) Kelengkapan pengangkutan <i>Transport equipment</i>	9.5	8.8	8.8	8.7	8.7	8.0	7.2	6.7
c) jentera dan kelengkapan <i>Machinery and equipment</i>	77.0	76.9	76.6	74.2	75.2	75.1	76.0	76.2
d) Aset lain <i>Other assets</i>	2.0	2.2	1.8	4.1	2.4	3.2	3.4	3.9
Jumlah <i>Total</i>	100.0	100.0	100.0	100.0	100.0	100.0	100.0	100.0
3.5 Elektrik dan elektronik <i>Electrical and electronic</i>								
a) Struktur <i>Structures</i>	8.0	8.1	8.2	8.5	9.2	9.8	10.3	10.8
b) Kelengkapan pengangkutan <i>Transport equipment</i>	1.9	1.7	1.5	1.4	1.3	1.2	1.2	1.3
c) jentera dan kelengkapan <i>Machinery and equipment</i>	83.5	83.0	81.9	79.7	78.3	75.0	72.4	70.0
d) Aset lain <i>Other assets</i>	6.6	7.3	8.4	10.4	11.2	14.0	16.0	17.8
Jumlah <i>Total</i>	100.0	100.0	100.0	100.0	100.0	100.0	100.0	100.0
3.6 Kelengkapan pengangkutan dan pembuatan lain <i>Transport equipment and other manufactures</i>								
a) Struktur <i>Structures</i>	11.8	11.6	11.9	12.3	12.5	12.8	12.9	12.8
b) Kelengkapan pengangkutan <i>Transport equipment</i>	10.6	9.1	7.7	6.6	5.8	5.1	4.5	4.1
c) jentera dan kelengkapan <i>Machinery and equipment</i>	73.3	73.2	73.7	74.2	73.9	73.7	72.3	71.6
d) Aset lain <i>Other assets</i>	4.4	6.2	6.7	6.9	7.8	8.4	10.2	11.5
Jumlah <i>Total</i>	100.0	100.0	100.0	100.0	100.0	100.0	100.0	100.0
4. Pembinaan <i>Construction</i>								
a) Struktur <i>Structures</i>	21.1	21.7	20.0	18.2	17.7	16.7	15.6	14.4
b) Kelengkapan pengangkutan <i>Transport equipment</i>	35.3	35.4	36.8	35.0	33.3	33.8	35.3	36.5
c) jentera dan kelengkapan <i>Machinery and equipment</i>	38.2	38.6	39.7	43.3	48.0	46.9	46.0	45.8
d) Aset lain <i>Other assets</i>	5.4	4.3	3.5	3.5	1.0	2.7	3.1	3.4
Jumlah <i>Total</i>	100.0	100.0	100.0	100.0	100.0	100.0	100.0	100.0

Jadual 4.2.2D
Table

 PMT mengikut Jenis Aktiviti Ekonomi dan Jenis Aset pada Harga Malar 2005 - Pembahagian Peratus mengikut Jenis Aset
 COFC by Kind of Economic Activity and Type of Assets at Constant 2005 Price - Percentage Share by Type of Assets

Jenis Aktiviti Ekonomi Kind of Economic Activity	2005	2006	2007	2008	2009	2010	2011 ^e	2012 ^p
5. Perkhidmatan <i>Services</i>								
a) Struktur <i>Structures</i>	49.8	48.0	45.4	43.5	42.9	42.6	42.5	42.1
b) Kelengkapan pengangkutan <i>Transport equipment</i>	19.3	18.0	17.7	17.8	18.3	19.3	20.7	22.1
c) Jentera dan kelengkapan <i>Machinery and equipment</i>	27.8	30.8	33.1	34.6	34.7	33.2	31.4	30.0
d) Aset lain <i>Other assets</i>	3.1	3.2	3.8	4.0	4.1	4.8	5.3	5.9
Jumlah <i>Total</i>	100.0	100.0	100.0	100.0	100.0	100.0	100.0	100.0
5.1 Perkhidmatan perantaraan <i>Intermediate services</i>								
a) Struktur <i>Structures</i>	51.3	49.3	46.1	43.4	42.6	42.1	41.9	41.0
b) Kelengkapan pengangkutan <i>Transport equipment</i>	29.5	27.9	27.6	27.6	28.4	30.3	32.8	34.6
c) Jentera dan kelengkapan <i>Machinery and equipment</i>	17.8	21.4	24.6	26.9	26.8	24.0	21.2	19.9
d) Aset lain <i>Other assets</i>	1.4	1.5	1.7	2.1	2.2	3.5	4.1	4.6
Jumlah <i>Total</i>	100.0	100.0	100.0	100.0	100.0	100.0	100.0	100.0
5.1.1 Pengangkutan, penyimpanan dan komunikasi <i>Transport, storage and communication</i>								
a) Struktur <i>Structures</i>	27.7	26.2	23.7	21.5	21.0	20.6	20.3	19.8
b) Kelengkapan pengangkutan <i>Transport equipment</i>	51.0	47.6	46.3	45.0	46.1	48.5	51.7	53.5
c) Jentera dan kelengkapan <i>Machinery and equipment</i>	20.4	25.0	28.9	31.2	30.7	27.3	24.0	22.6
d) Aset lain <i>Other assets</i>	0.9	1.2	1.2	2.4	2.2	3.7	4.0	4.1
Jumlah <i>Total</i>	100.0	100.0	100.0	100.0	100.0	100.0	100.0	100.0
5.1.2 Kewangan, insurans, hartanah dan perkhidmatan perniagaan <i>Finance, insurance, real estate and business services</i>								
a) Struktur <i>Structures</i>	80.6	78.2	75.7	74.3	73.4	74.2	75.0	74.2
b) Kelengkapan pengangkutan <i>Transport equipment</i>	3.0	3.1	2.9	3.0	3.1	3.3	4.0	5.0
c) Jentera dan kelengkapan <i>Machinery and equipment</i>	14.5	16.8	18.9	20.9	21.3	19.2	16.8	15.5
d) Aset lain <i>Other assets</i>	1.9	1.8	2.4	1.7	2.2	3.2	4.3	5.3
Jumlah <i>Total</i>	100.0	100.0	100.0	100.0	100.0	100.0	100.0	100.0
5.2 Perkhidmatan akhir <i>Final services</i>								
a) Struktur <i>Structures</i>	53.1	48.3	43.9	41.4	39.4	38.0	36.6	35.3
b) Kelengkapan pengangkutan <i>Transport equipment</i>	10.9	10.4	10.5	11.1	11.6	12.1	12.5	12.9
c) Jentera dan kelengkapan <i>Machinery and equipment</i>	26.6	32.6	35.8	38.1	40.0	41.1	41.4	41.1
d) Aset lain <i>Other assets</i>	9.4	8.7	9.8	9.4	9.0	8.8	9.4	10.6
Jumlah <i>Total</i>	100.0	100.0	100.0	100.0	100.0	100.0	100.0	100.0

Jadual **4.2.2D**
Table

PMT mengikut Jenis Aktiviti Ekonomi dan Jenis Aset pada Harga Malar 2005 - Pembahagian Peratus mengikut Jenis Aset
COFC by Kind of Economic Activity and Type of Assets at Constant 2005 Price - Percentage Share by Type of Assets

Jenis Aktiviti Ekonomi Kind of Economic Activity	2005	2006	2007	2008	2009	2010	2011 ^e	2012 ^p
5.2.1 Utiliti <i>Utilities</i>								
a) Struktur <i>Structures</i>	66.6	62.3	56.9	54.4	52.9	52.5	51.2	49.7
b) Kelengkapan pengangkutan <i>Transport equipment</i>	3.4	3.3	2.9	2.2	1.8	1.4	1.2	1.0
c) jentera dan kelengkapan <i>Machinery and equipment</i>	23.7	29.7	33.9	38.0	40.2	42.4	43.7	44.1
d) Aset lain <i>Other assets</i>	6.4	4.7	6.2	5.4	5.1	3.7	3.9	5.2
Jumlah <i>Total</i>	100.0	100.0	100.0	100.0	100.0	100.0	100.0	100.0
5.2.2 Perdagangan borong dan runcit, penginapan dan restoran <i>Wholesale and retail trade, accommodation and restaurants</i>								
a) Struktur <i>Structures</i>	42.3	37.0	33.1	30.5	29.4	28.6	28.3	28.0
b) Kelengkapan pengangkutan <i>Transport equipment</i>	22.4	21.8	23.7	26.5	29.2	30.8	32.1	33.0
c) Jentera dan kelengkapan <i>Machinery and equipment</i>	28.6	34.0	36.0	35.6	35.8	34.7	33.5	32.4
d) Aset lain <i>Other assets</i>	6.7	7.3	7.2	7.5	5.5	5.9	6.1	6.6
Jumlah <i>Total</i>	100.0	100.0	100.0	100.0	100.0	100.0	100.0	100.0
5.2.3 Perkhidmatan-perkhidmatan lain <i>Other services</i>								
a) Struktur <i>Structures</i>	18.4	16.6	16.0	15.6	13.6	12.4	11.7	11.2
b) Kelengkapan pengangkutan <i>Transport equipment</i>	19.3	14.9	11.6	9.2	6.6	5.4	5.2	5.4
c) Jentera dan kelengkapan <i>Machinery and equipment</i>	35.1	40.7	42.7	45.2	48.5	50.6	51.1	50.4
d) Aset lain <i>Other assets</i>	27.2	27.8	29.7	30.0	31.3	31.6	32.0	33.0
Jumlah <i>Total</i>	100.0	100.0	100.0	100.0	100.0	100.0	100.0	100.0
5.3 Perkhidmatan kerajaan <i>Government services</i>								
a) Struktur <i>Structures</i>	45.1	45.5	45.5	45.6	46.5	47.9	49.4	51.0
b) Kelengkapan pengangkutan <i>Transport equipment</i>	7.7	6.5	5.7	5.4	5.3	5.1	5.2	6.3
c) Jentera dan kelengkapan <i>Machinery and equipment</i>	45.5	45.9	46.1	45.8	44.7	43.3	41.7	38.9
d) Aset lain <i>Other assets</i>	1.7	2.2	2.7	3.2	3.6	3.7	3.7	3.8
Jumlah <i>Total</i>	100.0	100.0	100.0	100.0	100.0	100.0	100.0	100.0
6. Jumlah PMT <i>Total COFC</i>								
a) Struktur <i>Structures</i>	33.1	32.6	31.7	30.9	30.9	30.8	30.5	29.9
b) Kelengkapan pengangkutan <i>Transport equipment</i>	14.1	13.2	13.1	13.1	13.4	14.0	14.8	15.6
c) Jentera dan kelengkapan <i>Machinery and equipment</i>	45.1	46.1	46.5	46.7	46.4	44.9	43.6	42.7
d) Aset lain <i>Other assets</i>	7.8	8.1	8.7	9.3	9.4	10.3	11.1	11.8
Jumlah <i>Total</i>	100.0	100.0	100.0	100.0	100.0	100.0	100.0	100.0

**Definisi, Metodologi dan
Sumber Data**

*Definitions, Methodology and
Data Sources*



DEFINISI, METODOLOGI DAN SUMBER DATA

1. DEFINISI

- 1.1 Stok modal kasar (SMK)** SMK merupakan pelaburan terkumpul ditolak dengan nilai aset terkumpul yang tidak lagi beroperasi (iaitu telah bersara atau dibuang).
- 1.2 Stok modal bersih (SMB)** SMB atau juga dikenali sebagai stok modal kekayaan merupakan pelaburan aset terkumpul ditolak dengan nilai aset yang telah bersara dan susut nilai terkumpul bagi aset yang masih beroperasi (iaitu, SMK ditolak dengan susut nilai terkumpul bagi aset masih beroperasi). Ia juga merupakan nilai bersih semasa bagi menjana perkhidmatan modal di masa depan yang akan diberikan oleh aset terkumpul tersebut.
- 1.3 Stok modal produktif (SMP)** SMP diperoleh daripada nilai kasar aset bagi aset yang berbeza usianya kerana perbezaan kecekapan aset-aset tersebut.
- 1.4 Penggunaan modal tetap (PMT)** PMT atau susut nilai adalah konsep aliran dan merupakan nilai aset yang digunakan dalam proses pengeluaran semasa tempoh perakaunan. PMT merupakan kerugian nilai bagi jangkaan usang, kesan daripada penggunaan dan kerosakan.

2. METODOLOGI

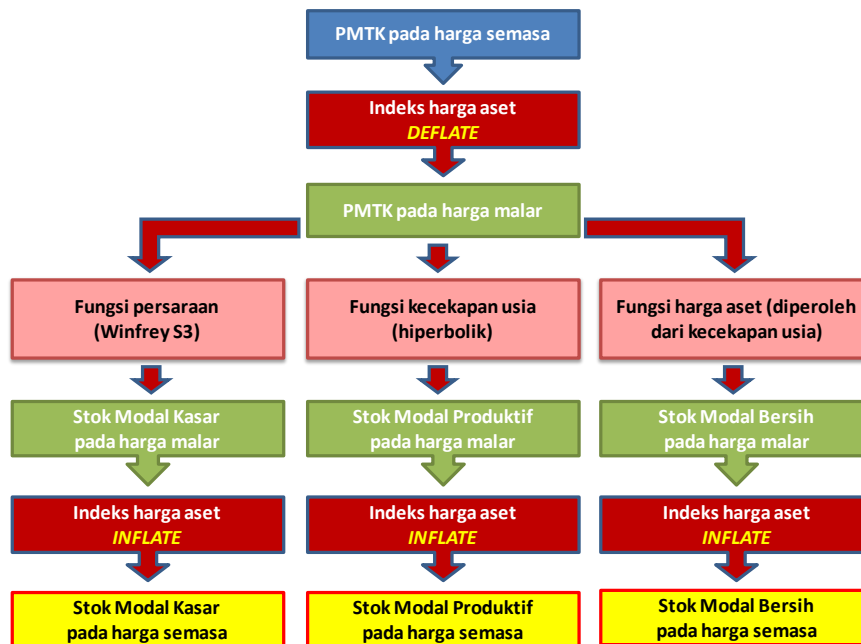
Perpetual Inventory Method (PIM) menjana anggaran stok modal dengan mengumpul pembelian aset-aset terdahulu mengikut anggaran hayat perkhidmatannya. Terdapat dua pendekatan dalam melaksanakan PIM iaitu tradisional PIM dan satu lagi dikenali sebagai pendekatan bersepadu.

- 2.1 PIM pendekatan bersepadu** PIM pendekatan bersepadu digunakan untuk menganggarkan stok modal di Malaysia. Pendekatan bersepadu PIM dipelopori oleh *United States Bureau of Labor Statistics (BLS)* dan turut digunakan oleh *Australian Bureau of Statistics (ABS)*.
- Pendekatan bersepadu mempunyai kelebihan iaitu semua data stok dan aliran perlu konsisten antara satu sama lain. Pendekatan ini digunakan kerana ia boleh memastikan konsistensi antara pengukuran perkhidmatan modal (*capital services*), PMT dan SMB.

DEFINISI, METODOLOGI DAN SUMBER DATA

Profil kecekapan-usia digunakan untuk menjana profil harga-usia aset dan di mana kemudiannya PMTK diperoleh secara tidak langsung sebagai perbezaan antara turutan nilai SMB. Langkah-langkah yang terlibat dalam melaksanakan PIM dirangkum dalam Rajah 1.

Rajah 1: Aplikasi PIM (Pendekatan Bersepadu)



2.2 Keperluan PIM

- i. **Pembentukan modal tetap kasar (PMTK)** Data siri masa PMTK mengikut jenis aktiviti ekonomi dan jenis aset;
- ii. **Indeks harga aset** Indeks harga mengikut jenis aset untuk sepanjang tempoh PMTK;
- iii. **Purata jangka hayat berguna aset** Purata jangka hayat aset iaitu; purata tempoh sesuatu aset digunakan dalam pengeluaran;
- iv. **Fungsi persamaan** Setakat mana harta yang telah bersara sebelum, semasa atau selepas purata jangka hayatnya. Persamaan terjadi apabila harta modal dikeluarkan daripada stok modal pada akhir hayat perkhidmatannya. Persamaan juga sinonim dengan "dibuang" dan "dimusnahkan";
- v. **Profil kecekapan-usia** Profil kecekapan-usia aset menggambarkan perubahan (biasanya penurunan) dalam kecekapan aset apabila usia sesuatu aset meningkat. Dalam konteks ini, kecekapan merujuk kepada kemampuan aset untuk menghasilkan kuantiti perkhidmatan modal bagi jumlah input yang telah diberikan. Ia digunakan untuk mendapatkan anggaran SMP; dan

vi. Profil harga-usia

Profil harga-usia aset menggambarkan perubahan (biasanya penurunan) dalam harga aset apabila usia sesuatu aset meningkat. Ia digunakan untuk mendapatkan anggaran SMB dan PMT.

2.3 Pola persamaan, fungsi kecekapan-usia dan harga-usia

i. Pola persamaan

Empat jenis pola persamaan yang disarankan dalam manual OECD, iaitu:

- keluar serentak,
- linear,
- linear tertangguh; dan
- bentuk loceng (*Winfrey, Weibull, lognormal* dsb)

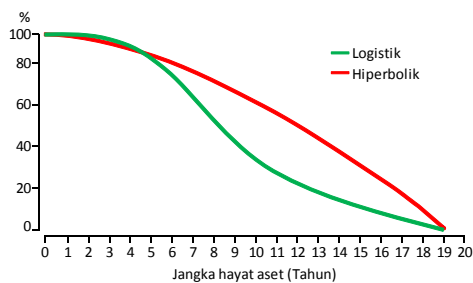
Fungsi persamaan *Winfrey S3*¹ digunakan untuk semua jenis aset. Seperti yang ditunjukkan dalam Rajah 1.

ii. Fungsi kecekapan-usia

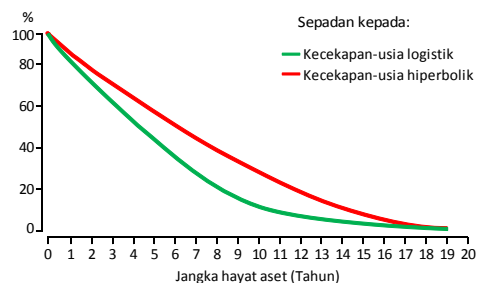
Terdapat beberapa fungsi kecekapan-usia yang telah dibincangkan dalam manual OECD dan sebagaimana kebanyakan negara-negara lain seperti Australia (ABS) dan Amerika Syarikat (BLS), Jabatan telah memutuskan untuk menggunakan fungsi hiperbolik. Fungsi kecekapan-usia hiperbolik menerangkan bahawa kecekapan aset pada mulanya menurun dengan jumlah yang kecil dan kadar penurunan mula meningkat apabila aset tersebut semakin meningkat usianya (Rajah 2).

DEFINISI, METODOLOGI DAN SUMBER DATA

Rajah 2: Fungsi kecekapan-usia



Rajah 3: Fungsi harga-usia



¹ Keluk *mortality function Winfrey S3* telah dibangunkan oleh Robley Winfrey berdasarkan kepada kajian beliau ke atas 176 kumpulan aset industri. Keluk *mortality function Winfrey S3* ini telah mengandaikan bahawa "pembuangan aset" bermula pada 45% daripada purata jangka hayat dan berterusan ke 155% daripada purata, di mana semua aset bagi umur yang diberikan telah dibuang. *Engineering Valuation and Depreciation*, 1953, Jadual B.1 halaman 416.

Penurunan hiperbolik adalah dalam bentuk:

$$E_t = \frac{M - A_t}{M - \beta A_t}$$

Di mana;	E_t	adalah kecekapan aset pada waktu t (sebagai nisbah kecekapan hayat aset semasa aset tersebut masih baru)
	M	adalah jangka hayat aset untuk setiap taburan <i>Winfrey</i>
	A_t	adalah usia aset pada masa t
	β	adalah parameter pengurangan kecekapan

Parameter pengurangan kecekapan β ditetapkan pada 0.5 untuk jentera dan kelengkapan, perabot dan pemasangan, komputer dan 0.75 untuk struktur (yang sama digunakan oleh ABS dan BLS juga disarankan dalam manual OECD). Untuk cari gali mineral, β ditetapkan pada 1, menandakan bahawa tiada penurunan kecekapan dalam pengetahuan cari gali mineral.

Rajah 2 dan Rajah 3 menunjukkan jenis utama bagi fungsi kecekapan-usia dan fungsi harga-usia yang berkaitan dengan setiap fungsi kecekapan-usia. Apabila fungsi hiperbolik bagi setiap kemungkinan jangka hayat aset diwajarkan bersama (untuk setiap taburan *Winfrey*), ia menghasilkan purata fungsi kecekapan-usia yang menyerupai fungsi logistik dengan titik lengkung balas apabila mencapai akhir usia maksimum aset².

iii. Fungsi harga-usia

Fungsi harga-usia dikira menggunakan fungsi kecekapan-usia dan kadar diskaun benar. Ia menggambarkan penurunan aliran perkhidmatan modal bagi aset yang semakin meningkat usia. Menggunakan kadar diskaun tersebut, nilai semasa bersih perkhidmatan modal masa hadapan dapat diperolehi. Jabatan telah memilih kadar diskaun benar lima peratus, hampir kepada kadar benar purata bagi 10 tahun bon kerajaan Malaysia.

² Australian System of National Accounts : Concepts, Sources and Methods 2000, Bab 16 halaman 249-274

2.5 Perubahan konsep berdasarkan saranan 2008 SNA

Sebagaimana saranan oleh 2008 SNA, penyusunan telah mengambil kira item di bawah sebagai pembentukan modal tetap kasar:

- | | |
|--|---|
| <p>i. Perbelanjaan penyelidikan dan pembangunan (R&D)</p> | <p>R&D merujuk kepada nilai perbelanjaan ke atas kerja-kerja kreatif yang dilaksanakan secara sistematik dengan tujuan untuk meningkatkan pengetahuan tenaga kerja, budaya dan sosial dengan tujuan melengkapkan mereka dengan aplikasi baru.</p> |
| <p>ii. Perbelanjaan sistem persenjataan</p> | <p>Sistem persenjataan termasuk kenderaan dan kelengkapan tentera yang lain contohnya kapal terbang, kapal perang, kapal selam, kereta perisai, pembawa dan pelancar peluru dan sebagainya.</p> |

2.6 Penambahbaikan dalam Penyusunan

- | | |
|---|--|
| <p>i. Kos pindah milik, hiburan, kesusasteraan dan kesenian asli</p> | <p>Sebagai sebahagian daripada penambahbaikan penganggaran yang di buat adalah dengan mengambil kira item di bawah sebagai pembentukan modal tetap kasar:</p> <ul style="list-style-type: none"> a) Kos ini adalah termasuk duti setem dan lain-lain yuran profesional yang dikenakan ke atas urusan pindah milik seperti yuran juruukur, peguam dan ejen hartanah. b) Hiburan, kesusasteraan dan kesenian asal terdiri daripada filem asal, rakaman bunyi, manuskrip, pita, model, dan lain-lain. |
| <p>ii. Penambahbaikan lain</p> | <p>Penambahbaikan lain yang dibuat dalam siri ini termasuk:</p> <ul style="list-style-type: none"> a) Data yang lebih komprehensif daripada Banci Ekonomi 2005. b) Anggaran yang lebih terperinci mengikut industri dan jenis aset. c) Semakan pada jangka hayat perkhidmatan aset. |

3. SUMBER DATA

3.1 Pembentukan modal tetap kasar (PMTK)

Data siri masa PMTK di kumpul dan disusun bermula dari tahun 1955 hingga tahun terkini mengikut 16 jenis aset dan 23 jenis aktiviti ekonomi di Malaysia.

i. Sumber data dalaman

Sumber data dalaman diperoleh daripada banci dan penyiasatan ekonomi yang dijalankan oleh Jabatan dan penerbitan Jabatan yang mengandungi maklumat daripada agensi lain serta data import barang modal. Bagi tahun-tahun awal ke belakang, data daripada Laporan Penyiasatan Kewangan Syarikat Berhad digunakan apabila tiada data daripada banci dan penyiasatan bagi tahun tertentu. Nilai PMTK untuk tahun-tahun terkini dianggar menggunakan nilai output yang diperoleh daripada Penyiasatan Bulanan dan Suku Tahunan, import barang modal dan perbelanjaan cari gali mineral dan pelbagai data daripada agensi Kerajaan yang berkaitan.

ii. Sumber data luaran

Sumber data luaran adalah daripada rekod pentadbiran, laporan tahunan syarikat, akaun kewangan syarikat, data yang diperoleh dan di ekstrak daripada Arkib Negara Malaysia, penerbitan agensi lain dan maklumat daripada Rancangan Malaysia. Data siri masa terutamanya untuk sektor pengangkutan dan utiliti disusun daripada rekod pentadbiran dan laporan tahunan syarikat yang di ekstrak daripada Arkib Negara Malaysia. Selain itu, bagi tahun di mana data PMTK tidak diperoleh, pelbagai teknik anggaran digunakan untuk memperoleh data PMTK termasuk menggunakan petunjuk-petunjuk seperti pengeluaran, pendapatan dan jualan.

Maklumat daripada Rancangan Malaysia Lima Tahun dan Kajian Separuh Penggal Rancangan Malaysia memberikan panduan nilai belanjawan yang diperuntukkan dan telah digunakan terutama bagi projek-projek utama dalam pelbagai sektor seperti pengangkutan, utiliti dan telekomunikasi. Maklumat ini juga turut merangkumi projek-projek yang telah dilaksanakan atau ditangguhkan.

Oleh itu, Rancangan Malaysia Lima Tahun dan Kajian Separuh Penggal juga sangat penting untuk menyokong dan menjadi asas kepada anggaran PMTK bagi suatu tempoh masa tertentu terutamanya pada peringkat sektor ekonomi.

3.2 Indeks harga aset

Indeks Harga Pengeluar (IHPR), Indeks Kos Binaan (IKB) dan indeks upah bagi industri Gas dan Petroleum adalah indeks harga aset yang telah dikenal pasti untuk digunakan sebagai pendeflasi harga aset untuk anggaran stok modal. IHPR digunakan untuk pendeflasi sebahagian besar aset seperti jentera dan kelengkapan, kelengkapan pengangkutan, komputer dan perabot & pemasangan. IKB digunakan untuk mendeflasi struktur, sementara cari gali mineral dan Penyelidikan & Pembangunan di deflasi menggunakan indeks upah pekerja yang terlibat dalam industri. Pendeflasi untuk hiburan, sastera dan seni asal adalah menggunakan IHP dan IHPR yang relevan bagi komponen tersebut.

3.3 Jangka hayat perkhidmatan aset

Jangka hayat perkhidmatan aset diperoleh daripada pelbagai sumber, terutamanya daripada laporan tahunan syarikat pelbagai industri. Anggaran jangka hayat perkhidmatan aset tertentu adalah berdasarkan kepada perbincangan dengan industri, penilaian pakar dan jangka hayat perkhidmatan aset tersebut di negara-negara lain yang dianggap sama³. Jangka hayat perkhidmatan untuk R&D adalah berdasarkan saranan Jawatankuasa Kerja daripada Eurostats. Jangka hayat perkhidmatan kos pindah milik adalah sifar kerana kos ini disusutnilai serta-merta. Jangka hayat perkhidmatan adalah tetap sepanjang masa. Semakan jangka hayat akan dilaksanakan sewajarnya apabila maklumat tambahan diperoleh dan akan dibuat semasa pelaksanaan pengasasan semula. Ringkasan jenis aset dan jangka hayat perkhidmatan adalah seperti jadual di bawah.

Jangka Hayat Perkhidmatan Aset

Jenis Aset	Hayat Perkhidmatan (Tahun)	Jenis Aset	Hayat Perkhidmatan (Tahun)
1. Struktur	70-100	8. Ternakan	16
2. Kereta penumpang	14	9. Tanaman modal	30
3. Kenderaan perdagangan	10-16	10. Cari gali mineral	68
4. Kelengkapan pengangkutan lain	20	11. Penyelidikan dan pembangunan	20
5. Komputer	6	12. Kos pindah milik	0
6. Jentera dan kelengkapan	20	13. Sistem persenjataan	20
7. Perabot dan pemasangan	10	14. Hiburan, kesusasteraan dan kesenian asli	6

³ Organisation for Economic Co-operation and Development (OECD), *Measuring Capital OECD Manual: Measurement of Capital Stock, Consumption of Fixed Capital and Capital Services, 2001*, Annex 3 halaman 104-111.

Muka surat ini sengaja dibiarkan kosong.

This page is deliberately left blank.

DEFINITIONS, METHODOLOGY AND DATA SOURCES

1. DEFINITIONS

- 1.1 Gross capital stock (GKS)** *GKS represents accumulated investment less the accumulated value of the assets no longer operating (that is retired or discarded).*
- 1.2 Net capital stock (NKS)** *NKS or also known as wealth capital stock represents accumulated investment less retirements and accumulated depreciation for assets still operating (that is, GKS less accumulated depreciation on assets still in operating). It also represents the net present values of the future capital services to be provided by the assets.*
- 1.3 Productive capital stock (PKS)** *It is derived from the gross values of assets of different ages for differences in their efficiencies.*
- 1.4 Consumption of fixed capital (COFC)** *COFC or depreciation is a flow concept and it is the value of the assets used up in the production process during an accounting period. It is the result of wear and tear, loss of in value to foreseen obsolescence.*

2. METHODOLOGY

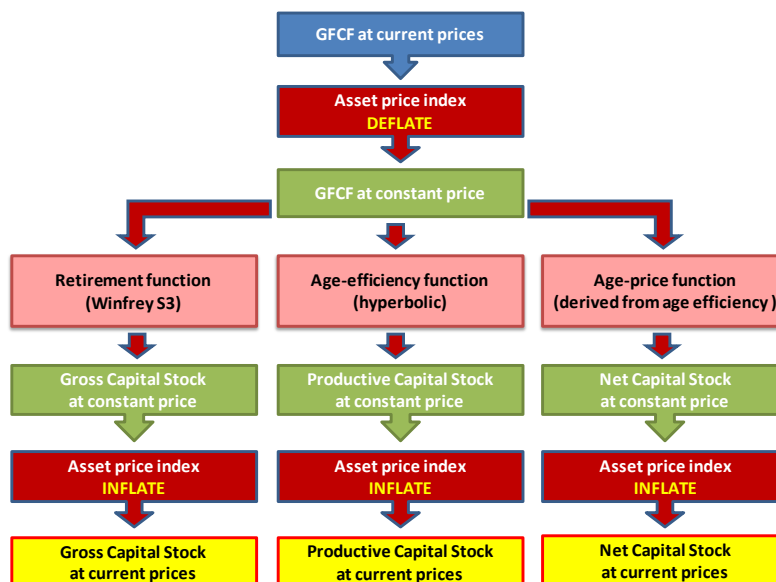
The Perpetual Inventory Method (PIM) generates an estimate of the capital stock by accumulating past purchases of assets over their estimated service lives. There are two approaches in applying the PIM. One is considered traditional PIM and another is known as integrated approach.

- 2.1 PIM integrated approach** *PIM integrated approach is used to estimate the capital stocks in Malaysia. This PIM integrated approach was pioneered by the United States Bureau of Labor Statistics (BLS) and is now also applied by the Australian Bureau of Statistics (ABS).*

The integrated approach has the important advantage that all stocks and flow data are necessarily consistent with each other. It is being used as it ensures strict consistency between the measurement of capital services, COFC and NKS.

It uses the age-efficiency profile to generate age-price profiles for assets and then to derive COFC indirectly as the difference between successive values of the NKS. The steps involved in applying the PIM are summarised in Diagram 1.

Diagram 1: Application of PIM (Integrated Approach) in practice



DEFINITIONS, METHODOLOGY AND DATA SOURCES

2.2 Requirements of PIM

- i. Gross fixed capital formation (GFCF)** *Time series of GFCF data by kind of economic activity and by type of assets;*
- ii. Asset price indices** *Price indices by type of assets for the entire time span of GFCF;*
- iii. Average asset useful life** *The average length of asset lives, i.e. average of the length of time they are used in production;*
- iv. Retirement function** *The extent to which assets are retired before, on or after the average asset life for that asset. Retirements occur when capital assets are withdrawn from the capital stocks at the end of their service lives. Retirements are synonymous with “discards” and “scrapping”;*
- v. Age-efficiency profile** *The age-efficiency profile of an asset describes the change (usually the decline) in the efficiency of an asset as it ages. In this context, efficiency refers to the asset's ability to produce a quantity of capital services for a given amount of inputs. It is used to derive PKS estimates; and*

vi. Age-price profile

The age-price profile of an asset describes the change (usually the decline) in the price of an asset as it ages. It is used to derive NKS and COFC estimates.

2.3 Retirement patterns, age-efficiency and age-price functions

i. Retirement patterns

Four types of retirement patterns are recommended in the OECD manual, which are:-

- simultaneous exit,
- linear,
- delayed linear; and
- bell shaped (Winfrey, Weibull, lognormal etc).

Winfrey S3¹ was applied for retirement functions for all the asset types.

ii. Age-efficiency functions

There are several age-efficiency functions that have been discussed in the OECD manual and like most other countries as Australia (ABS) and USA (BLS), the Department has decided to use hyperbolic functions. The hyperbolic age-efficiency function describes that the efficiency of the asset declines by small amounts at first and the rate of decline increases as the asset ages (Diagram 2).

Diagram 2: Age-efficiency functions

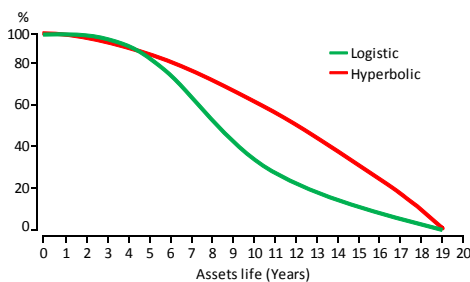
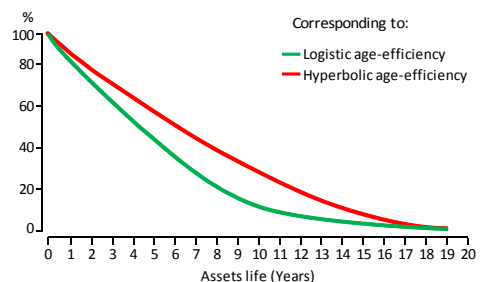


Diagram 3: Age-price functions



¹ Winfrey S3 curve mortality function was developed by Robley Winfrey based on his studies on 176 groups of industrial assets. The Winfrey S3 curve mortality function assumes that discards start at 45% of the average age and continue to 155% of the average, by which time all the assets of a given vintage have been discarded. Engineering Valuation and Depreciation, 1953, Table B.1 page 416.

Hyperbolic decline has the form:

$$E_t = \frac{M - A_t}{M - \beta A_t}$$

Where ; E_t is the efficiency of the asset at time t (as a ratio of the asset's life efficiency when the asset is new)

M is the asset life as per the Winfrey distribution

A_t is the age of the asset at time t

β is the efficiency reduction parameter

The efficiency reduction parameter β is set to 0.5 for machinery and equipment, furniture and fittings, computer and 0.75 for structures (the same being used by ABS and BLS and as recommended in the OECD Manual). For mineral exploration, β is set to 1, implying that there is no efficiency decline in exploration knowledge.

Diagram 2 and Diagram 3 show the main types of age-efficiency functions and the age-price functions respectively relating to each of the age-efficiency functions. When the hyperbolic functions for each of the possible lives of an asset are weighted together (as per the Winfrey distributions), the resulting average age-efficiency function resembles a logistic function with a point of inflection towards the end of its maximum life².

iii. Age-price function

Age-price function is calculated using age-efficiency functions and a real discount rate. It describes the decline in the flow of capital services of an asset as it ages. Using the discount rate, the net present value of future capital services can be calculated. The Department has chosen a real discount rate of five per cent, which approximates to the average real Malaysia 10-year government bond rate.

² Australian System of National Accounts : Concepts, Sources and Methods 2000, Chapter 16 page 249-274

2.5 Changes in Conceptual Treatment Recommended by 2008 SNA

As recommended by the 2008 SNA, the compilation has included the following items as gross fixed capital formation:

- | | |
|---|---|
| i. Expenditure on research and development (R&D) | <i>R&D is defined as value of expenditure on creative work undertaken on a systematic basic in order to increase the stock of knowledge, including knowledge of man, culture and society, and use of this stock of knowledge to devise new application.</i> |
| ii. Expenditure on weapon systems | <i>Weapon Systems include vehicles and other military equipment such as military aircraft, warship, submarines, tanks, missile carriers and launchers etc.</i> |

2.6 Enhancement in the Compilation

- | | |
|--|---|
| i. Cost of ownership transfer, entertainment, literary and artistic originals | <p><i>As a part of an enhancement exercise, the series has also incorporated the following items as gross fixed capital formation:</i></p> <p>a) <i>The cost of ownership transfer is inclusive of stamp duties and other related professional fees associated with the cost of transfer such as surveyors', lawyers' and real estate agents' fees.</i></p> <p>b) <i>Entertainment, literary and artistic originals consist of the original films, sound recordings, manuscripts, tapes, models, etc.</i></p> |
| ii. Other enhancements | <p><i>Other enhancements undertaken in this series include:</i></p> <p>a) <i>Comprehensive data from the 2005 Economic Census.</i></p> <p>b) <i>A more detailed estimation by industry and type of asset.</i></p> <p>c) <i>Revision on the service lives of assets.</i></p> |

3. DATA SOURCES

3.1 Gross fixed capital formation (GFCF)

The GFCF time series data were collected and compiled from 1955 to latest year according to 16 types of assets and 23 kind of economic activities in Malaysia.

i. Internal data sources

Internal data sources are obtained from the economic censuses and surveys conducted by the Department and publications containing information from other agencies and imported capital goods data. In the earlier years, data from the Report of The Financial Survey of Limited Companies were used when censuses or surveys for certain years were not available. Meanwhile, the value of GFCF for the latest years is estimated through the value of output obtained from Monthly and Quarterly Survey, imports of capital goods, expenditure on mineral exploration and various data from Government agencies.

ii. External data sources

External data sources are from administrative records, company annual reports, company financial accounts, data obtained and extracted from National Archives of Malaysia, other agencies' publications and information from the Malaysia Plans. Some of the time series data particularly for transport and the utilities sectors are compiled from the administrative records and company annual reports extracted from National Archives of Malaysia. Other than that, for years when the GFCF data are not available, various estimation techniques are applied to obtain GFCF data which include using indicators such as production, revenues and sales.

Information from the Five-Year Malaysia Plan and the Mid-Term Review Malaysia Plan provides guidelines on the value of the budget allocated and used especially for key projects in various sectors such as the transportation, utilities and telecommunication sectors. The information also include the projects that had been implemented or postponed.

Thus, the Five-Year Malaysia Plan and Mid-Term Review Malaysia Plans are very essential to support and to provide basis for the estimation of the GFCF data during the respective period especially at sector levels.

3.2 Asset price indices

The Producer Price Index (PPI), the Building Cost Index (BCI) and wage index for the Petroleum and Gas industries are the asset price indices which have been identified to be used as the asset price deflator for capital stocks estimation. The PPI is used to deflate most of the assets such as machinery and equipment, transport equipment, computer and furniture & fittings. The BCI

is used to deflate structures, while mineral exploration and R&D are deflated using wage index of employees involved in the industries. The deflator for the entertainment, literary and artistic originals is the relevant CPI and PPI for the items.

3.3 Service lives of assets

The service lives of assets are obtained from various sources, mainly from the company annual reports of various industries. The estimation of service lives for certain assets are based on discussion with the industry, expert judgment and service lives of certain assets of other countries which are deemed to be similar³. The service lives for R&D was based on the recommendation from Eurostats R&D Task Force. The service life of cost of ownership transfer is zero since these costs are depreciated instantaneously. Service lives are fixed over time. Revisions on the service lives will be done accordingly once additional information is available and will be undertaken during the rebasing exercise. Table below is the summary of assets and their service lives.

Service Lives of Assets

Type of Assets	Service Lives (Years)	Type of Assets	Service Lives (Years)
1. Structures	70-100	8. Livestock	16
2. Passenger cars	14	9. Capitalised planting	30
3. Commercial vehicles	10-16	10. Mineral exploration	68
4. Other transport equipment	20	11. Research and development	20
5. Computer	6	12. Cost of ownership transfer	0
6. Machinery and equipment	20	13. Weapon systems	20
7. Furniture and fittings	10	14. Entertainment, literary and artistic originals	6

DEFINITIONS, METHODOLOGY AND DATA SOURCES

³ Organisation for Economic Co-operation and Development (OECD), Measuring Capital OECD Manual: Measurement of Capital Stock, Consumption of Fixed Capital and Capital Services, 2001, Annex 3 page 104-111.

Muka surat ini sengaja dibiarkan kosong.

This page is deliberately left blank.

Glosari
Glossary



GLOSARI

Profil kecekapan-usia	Profil kecekapan-usia aset menggambarkan perubahan (biasanya penurunan) dalam kecekapan aset apabila usia sesuatu aset meningkat. Dalam konteks ini, kecekapan merujuk kepada kemampuan aset untuk menghasilkan kuantiti perkhidmatan modal bagi jumlah input yang telah diberikan.
Profil harga-usia	Profil harga-usia aset menggambarkan perubahan (biasanya penurunan) dalam harga aset apabila usia sesuatu aset meningkat.
Aset	Aset adalah entiti yang dimiliki oleh sesuatu unit atau unit-unit, di mana pemiliknya akan memperoleh faedah ekonomi dengan menyimpan atau menggunakannya dalam sesuatu tempoh masa.
Produktiviti modal	Produktiviti modal menunjukkan tahap penggunaan aset tetap dan bagaimana kecekapan aset-aset ini digunakan. Ia ditakrifkan sebagai nilai tambah yang dijana setiap Ringgit oleh harta tetap. Nisbah yang tinggi menunjukkan prestasi aset yang lebih baik.
Harga malar	Stok aset dinyatakan pada harga malar apabila kesemua stok dinilai pada satu harga tahun asas.
Penggunaan modal tetap	Penggunaan modal tetap menggambarkan pengurangan dalam nilai aset yang digunakan dalam pengeluaran pada sesuatu tempoh perakaunan hasil daripada kemerosotan fizikal, keusangan atau kerosakan normal yang tidak sengaja.
Harga semasa	Stok aset dinyatakan pada harga semasa apabila kesemua stok dinilai pada tahun berkenaan.
Susut nilai	Susut nilai yang digunakan dalam penerbitan ini adalah sinonim dengan penggunaan modal tetap.
Dibuang	Sinonim dengan “persaraan” atau “pelupusan”. Aset yang dibuang, bersara atau dilupuskan akan dikeluarkan daripada stok modal pada akhir jangka hayat perkhidmatannya.
Kadar diskaun	Kadar diskaun adalah kadar faedah yang digunakan untuk menukarkan aliran pendapatan di masa hadapan kepada nilai semasa.
Aset tetap	Aset tetap adalah aset ketara atau tidak ketara yang dihasilkan sebagai output daripada proses pengeluaran yang digunakan berulang kali atau berterusan dalam proses pengeluaran lain untuk jangka masa lebih daripada satu tahun.
Stok modal kasar	Stok modal kasar merupakan nilai semua aset tetap yang masih digunakan apabila kunci kira-kira disediakan, pada harga semasa sebenar atau anggaran bagi aset baru yang sama jenis, tanpa mengira usia aset.
Pembentukan modal tetap kasar	Pembentukan modal tetap kasar diukur dengan jumlah nilai pemerolehan oleh pengeluar, ditolak pelupusan aset-aset tetap dalam tempoh perakaunan di campur penambahan tertentu kepada nilai aset bukan pengeluaran (seperti tanah atau mineral/galian) oleh aktiviti produktif unit institusi.
Aset tetap tidak ketara	Aset tetap tidak ketara merupakan aset tetap pengeluaran bukan kewangan yang terdiri daripada cari gali mineral, perisian komputer, hiburan, kesusasteraan kesenian asal dan lain-lain aset tetap tidak ketara yang akan digunakan dalam jangka masa lebih daripada satu tahun.
Stok modal bersih	Jumlah keseluruhan penurunan nilai bagi semua aset tetap yang masih digunakan semasa kunci kira-kira disediakan digambarkan sebagai stok modal bersih. Ia pada dasarnya mengesan peranan modal sebagai satu set aset dengan nilai pasaran dan ia terdapat dalam kunci kira-kira dan dalam konteks perakaunan pendapatan dan kekayaan (Schreyer dan Webb, September 2006).

GLOSARI

Pembentukan modal tetap bersih	Pembentukan modal tetap bersih terdiri daripada pembentukan modal tetap kasar selepas ditolak penggunaan modal tetap.
Nilai bersih aset tetap	Nilai bersih (atau penurunan nilai) aset tetap adalah sama dengan harga pembeli semasa yang sebenar atau anggaran bagi aset baru yang sama jenis ditolak nilai kumulatif penggunaan modal tetap terakru ketika itu.
<i>Perpetual inventory method</i>	<i>The perpetual inventory method (PIM)</i> menghasilkan anggaran stok aset tetap yang wujud dan ada di tangan pengeluar dengan menganggarkan berapa banyak aset tetap yang ditambah/dipasang sebagai hasil pembentukan modal tetap kasar pada tahun-tahun sebelumnya yang masih utuh untuk tempoh semasa.
Output potensi	Keluaran potensi ialah anggaran paras tertinggi keluaran yang dapat dihasilkan oleh sesebuah ekonomi dalam persekitaran tanpa tekanan inflasi. Keluaran potensi menunjukkan kadar pertumbuhan mampan yang dapat dicapai oleh sesebuah ekonomi sejajar dengan input yang tersedia untuk digunakan dalam pengeluaran, iaitu modal, tenaga kerja dan teknologi.
Stok modal produktif	Stok modal produktif merupakan stok bagi jenis tertentu aset selepas aset yang mempunyai umur yang berbeza telah ditukar kepada unit-unit kecekapan standard.
Kadar pulangan	Kadar pulangan ialah pendapatan yang dihasilkan oleh aset yang dinyatakan sebagai peratusan daripada nilai aset itu. Kadar pulangan boleh diukur <i>ex ante</i> (pulangan yang dijangka apabila pelaburan itu dibuat) atau <i>ex post</i> (pulangan yang sebenarnya diperolehi).
Persaraan	Persaraan berlaku apabila aset modal dikeluarkan daripada stok modal pada akhir tempoh hayat perkhidmatannya. Persaraan adalah sinonim dengan "dibuang" dan "pelupusan".
Pelupusan	Pelupusan berlaku apabila aset modal dikeluarkan daripada stok modal pada akhir tempoh hayat perkhidmatannya. Pelupusan adalah sinonim dengan "dibuang" dan "persaraan".
Jangka hayat perkhidmatan	Jangka hayat perkhidmatan sesuatu aset ialah jumlah tempoh masa ia masih boleh digunakan atau bersedia untuk digunakan dalam proses yang produktif. Jangka hayat perkhidmatan sesuatu aset mungkin boleh dimiliki oleh lebih daripada satu pemilik semasa hayat perkhidmatan.
Unit kecekapan standard	Stok bagi jenis aset tertentu ditukar kepada unit-unit kecekapan standard dengan menyesuaikan aset yang lebih lama dalam stok bagi mengambil kira kekurangan kecekapan mereka dalam menghasilkan perkhidmatan modal.
Stok modal kekayaan	Stok modal kekayaan adalah sinonim untuk "Stok Modal Bersih". Istilah ini digunakan secara meluas di Amerika Utara tetapi di dalam Manual ini istilah SNA "Stok Modal Bersih" digunakan.
Nilai pengurangan (bersih) aset tetap	Nilai pengurangan (bersih) aset tetap merupakan harga pembeli semasa yang sebenar atau anggaran bagi aset baru yang sama jenis ditolak nilai terkumpul penggunaan modal tetap terakru ketika itu.

GLOSSARY

<i>Age-efficiency profile</i>	The age-efficiency profile of an asset describes the change (usually the decline) in the efficiency of an asset as it ages. Efficiency in this context refers to the asset's ability to produce a quantity of capital services for a given amount of inputs.
<i>Age-price profile</i>	The age-price profile of an asset describes the change (usually the decline) in the price of an asset as it ages.
<i>Assets</i>	Assets are entities that must be owned by some unit, or units, and from which economic benefits are derived by their owner(s) by holding or using them over a period of time.
<i>Capital productivity</i>	Capital productivity indicates the degree of utilisation of fixed assets and how efficient these assets are being utilised. It is defined as added value generated per Ringgit of fixed assets. High ratio indicates better performance of the assets.
<i>Constant price</i>	A stock of assets is expressed at constant price when all members of the stock are valued at the prices of a single base period.
<i>Consumption of fixed capital</i>	Consumption of fixed capital represents the reduction in the value of the fixed assets used in production during the accounting period resulting from physical deterioration, normal obsolescence or normal accidental damage.
<i>Current prices</i>	A stock of assets is expressed at current prices when all members of the stock are valued at the prices of the year in question.
<i>Depreciation</i>	Depreciation is used in this publication as a synonym for consumption of fixed capital.
<i>Discards</i>	Synonym for "retirements" or "scrapping". An asset is discarded, retired or scrapped when it is withdrawn from the capital stock at the end of its service life.
<i>Discount rate</i>	The discount rate is an interest rate used to convert a future income stream to its present value.
<i>Fixed assets</i>	Fixed assets are tangible or intangible assets produced as outputs from processes of production that are used repeatedly or continuously in other processes of production for more than one year.
<i>Gross capital stock</i>	Gross capital stock is the value of all fixed assets still in use when a balance sheet is drawn up, at the actual or estimated current purchasers' prices for new assets of the same type, irrespective of the age of the assets.
<i>Gross fixed capital formation</i>	Gross fixed capital formation is measured by the total value of a producer's acquisitions, less disposals, of fixed assets during the accounting period plus certain additions to the value of non-produced assets (such as land or subsoil assets) realised by the productive activity of institutional units.
<i>Intangible fixed assets</i>	Intangible fixed assets are non-financial produced fixed assets that consist of mineral exploration, computer software, entertainment, literary or artistic originals and other intangible fixed assets intended to be used for more than one year.
<i>Net capital stock</i>	The sum of the written-down values of all the fixed assets still in use when a balance sheet is drawn up is described as the net capital stock. It basically track the role of capital as a set of assets with market value and it appears in balance sheets and in the context of income and wealth accounting (Schreyer and Webb, September 2006).
<i>Net fixed capital formation</i>	Net fixed capital formation consists of gross fixed capital formation less consumption of fixed capital.
<i>Net value of a fixed asset</i>	The net (or written-down) value of a fixed asset is equal to the actual or estimated current purchaser's price of a new asset of the same type less the cumulative value of the consumption of fixed capital accrued up to that point in time.

GLOSSARY

<i>Perpetual inventory method</i>	The perpetual inventory method (PIM) produces an estimate of the stock of fixed assets in existence and in the hands of producers by estimating how many of the fixed assets installed as a result of gross fixed capital formation undertaken in previous years have survived to the current period.
<i>Potential output</i>	Potential output is an estimate of the highest level of output that an economy is capable of producing in a non-inflationary environment. It indicates the economy's sustainable growth path that is consistent with its available inputs for production i.e. capital, labour and technology.
<i>Productive capital stock</i>	The productive capital stock is the stock of a particular type of asset after assets of different ages have been converted into standard efficiency units.
<i>Rate of return</i>	The rate of return is the income generated by an asset expressed as a percentage of the value of that asset. The rate of return may be measured ex ante (the return expected when the investment was made) or ex post (the return that was actually earned).
<i>Retirements</i>	Retirements occur when capital assets are withdrawn from the capital stock at the end of their service lives. Retirements are synonymous with "discards" and "scrapping".
<i>Scrapping</i>	Scrapping occurs when capital assets are withdrawn from the capital stock at the end of their service lives. Scrapping is synonymous with "discards" and "retirements".
<i>Service life</i>	The service life of an asset is the total period during which it remains in use, or ready to be used, in a productive process. During its service life an asset may have more than one owner.
<i>Standard efficiency units</i>	A stock of a particular type of asset is converted to standard efficiency units by adjusting the older assets in the stock to account for their reduced efficiency in producing capital services.
<i>Wealth capital stock</i>	The wealth capital stock is a synonym for the "Net Capital Stock". The term is widely used in North America but in this Manual the SNA term "Net Capital Stock" is used.
<i>Written-down (net) value of a fixed asset</i>	The written-down (net) value of a fixed asset is the actual or estimated current purchaser's price of a new asset of the same type less the cumulative value of the consumption of fixed capital accrued up to that point in time.