



LAPORAN IMBANGAN PEMBAYARAN SUKU TAHUNAN
QUARTERLY BALANCE OF PAYMENTS REPORT

SUKU KEDUA/SECOND QUARTER

2009

MALAYSIA

JABATAN PERANGKAAN MALAYSIA
DEPARTMENT OF STATISTICS, MALAYSIA

KATA PENGANTAR

Laporan ini memaparkan anggaran imbangan pembayaran suku tahunan Malaysia bagi **suku tahun kedua, 2009**. Anggaran tahunan dan suku tahunan bagi tahun 2006, 2007 dan 2008 juga dimuatkan di dalam penerbitan ini.

Anggaran yang dibentang telah disusun berdasarkan garis panduan yang terkandung dalam Manual Imbangan Pembayaran Edisi kelima (*BPM5*) oleh Tabung Kewangan Antarabangsa (*IMF*).

Untuk memudahkan lagi kefahaman, nota teknikal yang antara lain meliputi skop, liputan, rangka, konsep dan definisi bagi anggaran tersebut ada dimuatkan di dalam laman web kami (www.statistics.gov.my). Diharap nota berkenaan akan memberi manfaat kepada para pengguna.

Saya ingin merakamkan penghargaan kepada semua pihak yang telah memberikan kerjasama dan bantuan dalam membekalkan data yang diperlukan. Ulasan dan cadangan ke arah memperbaiki lagi laporan ini pada masa-masa hadapan amatlah dihargai.

HAJAH WAN RAMLAH BT. WAN ABD. RAOF

Ketua Perangkawan

Malaysia

September, 2009

PREFACE

*This report presents quarterly balance of payments estimates for Malaysia for the **second quarter of 2009**. Quarterly and annual estimates for the years 2006, 2007 and 2008 are also presented.*

The compilation of the estimates is based on the guidelines of the fifth edition of the Balance of Payments Manual (BPM5) of the International Monetary Fund (IMF).

To facilitate greater understanding, technical notes relating to the scope, coverage, frame, concepts and definitions of the estimates is available at our web site (www.statistics.gov.my). It is hoped that users will find these notes useful.

I wish to express our appreciation to all parties concerned for their co-operation and assistance in providing the required data. Comments and suggestions towards improving future issues of this report would be greatly appreciated.

HAJAH WAN RAMLAH BT. WAN ABD. RAOF

Chief Statistician

Malaysia

September, 2009

**JADUAL TARIKH PENGELUARAN PENERBITAN
IMBANGAN PEMBAYARAN
SUKU TAHUN, 2009**

*SCHEDULE OF RELEASE DATES FOR
BALANCE OF PAYMENTS PUBLICATION
QUARTERLY, 2009*

Suku Tahunan Rujukan <i>Reference Quarter</i>	Tarikh Penerbitan <i>Publication Date</i>
Suku Pertama 2009 <i>First Quarter 2009</i>	30 Jun 2009 <i>30 June 2009</i>
Suku Kedua 2009 <i>Second Quarter 2009</i>	TLD 30 September 2009 <i>NLT 30 September 2009</i>
Suku Ketiga 2009 <i>Third Quarter 2009</i>	TLD 31 Disember 2009 <i>NLT 31 December 2009</i>
Suku Keempat 2009 <i>Fourth Quarter 2009</i>	TLD 31 Mac 2010 <i>NLT 31 March 2010</i>

Nota : TLD Tidak lewat daripada
Note : NLT Not later than

Kenyataan akhbar dihantar kepada pihak media pada tarikh pengeluaran dengan masa embargo ditetapkan bagi penyiaran. Kenyataan akhbar tersebut disiarkan selepas masa embargo di laman web Jabatan Perangkaan Malaysia (<http://www.statistics.gov.my>).

A press statement is issued to the media on the date of release with a specified embargo time for release. The press statement is posted after the embargo time on the web site of the Department of Statistics, Malaysia (<http://www.statistics.gov.my>).

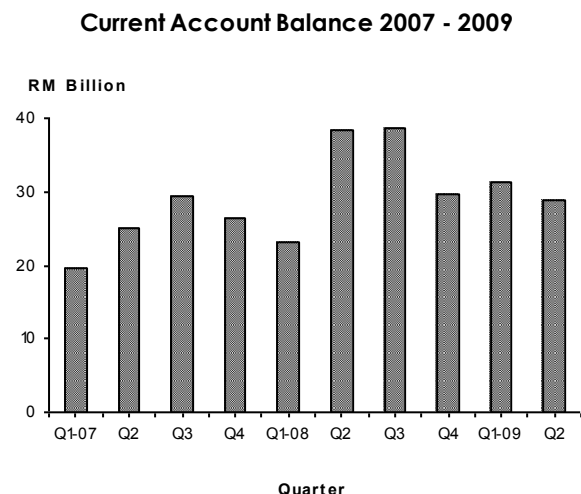
KANDUNGAN
CONTENTS

Muka Surat
Page Number

KATA PENGANTAR/PREFACE	i
JADUAL TARIKH PENGELUARAN PENERBITAN IMBANGAN PEMBAYARAN SUKU TAHUN, 2009 <i>SCHEDULE OF RELEASE DATES FOR BALANCE OF PAYMENTS PUBLICATION QUARTERLY, 2009</i>	iii
PRESTASI SUKU TAHUNAN IMBANGAN PEMBAYARAN, APRIL - JUN, 2009 <i>QUARTERLY PERFORMANCE BALANCE OF PAYMENTS, APRIL - JUNE, 2009</i>	1
JADUAL-JADUAL/TABLES	
1 Imbangan Pembayaran Suku Tahunan (Bersih), 2007 - 2009 <i>Quarterly Balance of Payments (Net), 2007 - 2009</i>	17
2 Komponen Akaun Semasa, 2007 - 2009 <i>Components of the Current Account, 2007 - 2009</i>	18
3 Komponen Akaun Modal & Kewangan dan Aset Rizab, 2007 - 2009 <i>Components of The Capital & Financial Account and Reserve Assets, 2007 - 2009</i>	19
JADUAL-JADUAL SIRI MASA/TIME SERIES TABLES	
4 Imbangan Pembayaran Suku Tahunan (Bersih), 2000 - 2006 <i>Quarterly Balance of Payments (Net), 2000 - 2006</i>	24
5 Komponen Akaun Semasa, 2000 - 2006 <i>Components of the Current Account, 2000 - 2006</i>	30
6 Komponen Akaun Modal & Kewangan dan Aset Rizab, 2000 - 2006 <i>Components of The Capital & Financial Account and Reserve Assets, 2000 - 2006</i>	36

QUARTERLY PERFORMANCE BALANCE OF PAYMENTS APRIL—JUNE, 2009

CURRENT ACCOUNT BALANCE



The current account recorded a surplus of RM28.8 billion (equivalent to 17.8% of GDP) in the second quarter of 2009, down from RM31.4 billion from the preceding quarter (-RM2.7 billion or -8.5%). The decrease was as a result of lower surplus on goods of RM33.1 billion from RM37.0 billion in the earlier quarter (-RM3.8 billion or -10.4%), and services of RM1.0 billion (Q1 2009: RM2.5 billion). Meanwhile, other components in current account showed an improved performance as follows:

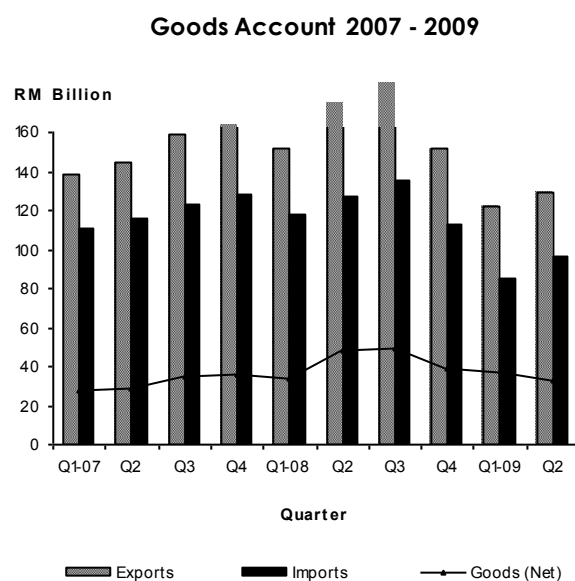
- a lower net payments on income account of RM1.5 billion (Q1 2009: -RM3.9 billion); and
- a lower leakage on current transfers of RM3.9 billion (Q1 2009: -RM4.2 billion).

Year-on-year, the surplus in current account declined by RM9.6 billion or 24.9% from RM38.3 billion in Q2 2008 to RM28.8 billion. This was in tandem with lower surplus on goods of RM33.1 billion, which decreased by RM15.1 billion

or 31.2% from RM48.2 billion. On the other hand, net payments on both income and current transfers reduced by RM5.1 billion and RM393.0 million to record at RM1.5 billion (Q2 2008: -RM6.6 billion) and RM3.9 billion (Q2 2008: -RM4.3 billion), respectively.

Meanwhile, for the first half of 2009, the current account balance was RM60.2 billion, decreased marginally by RM1.1 billion or 1.8% from RM61.3 billion posted in the same period of 2008.

Goods Account



In the current quarter, the surplus on goods reduced to RM33.1 billion from RM37.0 billion posted from the preceding quarter, following the slower rate increase in exports f.o.b. of 6.3% than that in imports f.o.b. of 13.6%. The exports f.o.b. registered RM129.3 billion (Q1 2009: RM121.7 billion), arising from increasing demands

QUARTERLY PERFORMANCE BALANCE OF PAYMENTS APRIL—JUNE, 2009

for electrical & electronic products and palm oil & palm oil based products. Meanwhile the imports f.o.b. stood at RM96.2 billion (Q1 2009: RM84.7 billion) driven largely by demands for intermediate goods.

While year-on-year, the surplus on goods shrank by 31.2% or RM15.1 billion from RM48.2 billion posted in the same quarter of 2008. Both exports f.o.b. and imports f.o.b. decreased by RM46.1 billion (-26.3%) and RM31.0 billion (-24.4%), respectively. The former, which declined at a faster pace than the latter, had contributed towards this lower surplus.

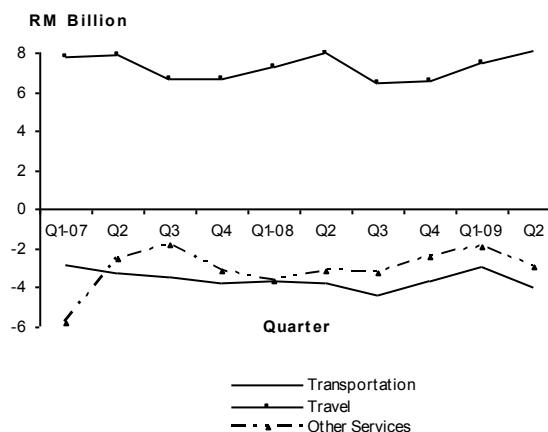
The first six months of 2009 saw the surplus in goods receded by RM11.9 billion or 14.5% (1H 2009: RM70.1 billion, 1H 2008: RM82.0 billion). Both exports f.o.b. and imports f.o.b. fell by RM76.4 billion or 23.3% and RM64.5 billion or 26.3%, respectively.

Services Account

For the period of April - June 2009, the net receipts in the services account reduced to RM1.0 billion from that of RM2.5 billion attained previously.

- **Transportation:** higher net payments of RM4.0 billion (Q1 2009: -RM2.9 billion) due to larger freight payments in tandem with the increase in imports f.o.b.
- **Travel:** higher net receipts of RM8.1 billion (Q1 2009: RM7.5 billion) contributed by a rise in tourist arrivals to Malaysia
- **Other services:** higher net payments of RM2.9 billion (Q1 2009: -RM1.9 billion)
- **Government n.i.e:** net payments of RM145.0 million.

Services Account by Main Components 2007 - 2009



Year-on-year, the net receipts in services account stood unchanged at RM1.0 billion.

For the first six months of 2009, the services account recorded net receipt of RM3.5 billion as compared to RM892.0 million in the same period of 2008. This was mainly due to:

- lower net payments on both transportation of RM6.8 billion (+7.3%) and other services of RM4.9 billion (+28.4%); and
- a marginal increase in net receipts on travel of RM15.5 billion (+1.4%).

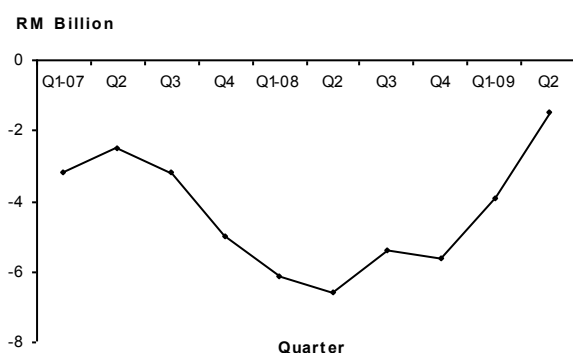
Income Account

During April - June 2009, the deficit on income account improved significantly by RM2.4 billion or 60.8% to post at RM1.5 billion (Q1 2009: -RM3.9 billion). This was solely due to lower net outlay on investment income which reduced by RM2.5 billion or 69.7% to record RM1.1 billion (Q1 2009: -RM3.6 billion). Nevertheless, the deficit

QUARTERLY PERFORMANCE BALANCE OF PAYMENTS APRIL—JUNE, 2009

on compensation of employees widened to RM430.0 million (Q1 2009: -RM286.0 million).

Income Account 2007 - 2009



For investment income, the lower net outlay was reflected in both direct investment as well as portfolio investment which recorded RM2.8 billion (Q1 2009: -RM5.9 billion) and RM1.7 billion (Q1 2009: -RM2.5 billion), respectively. On the other hand, income on other investment recorded lower receipt of RM3.4 billion (Q1 2009: RM4.7 billion).

The income associated with direct investment abroad (DIA) this quarter of RM5.3 billion (Q1 2009: RM226.0 million) rose sharply due to a surge in reinvested earnings of other sectors (i.e non-banking sectors). Such income was generated from three major sectors namely; oil & gas (42.0%), agriculture (16.0%) and manufacturing (14.0%).

Similarly, income relating to foreign direct investment (FDI) recorded RM8.1 billion, broadened by RM2.0 billion (+33.4%) from RM6.1 billion in the preceding quarter. The declaration of dividends by Multi National Corporations (MNCs) formed the largest

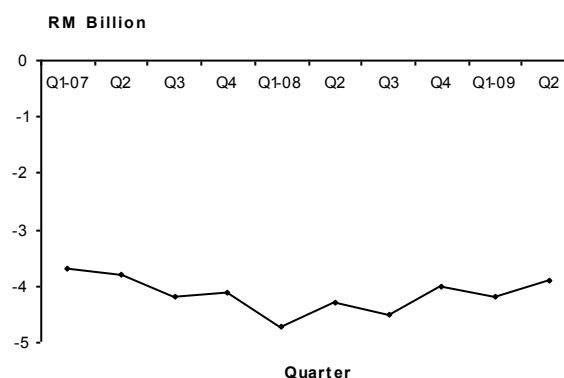
component of income. The FDI income was sourced mainly from manufacturing (41.0%), oil & gas (22.0%) and wholesale & retail trade sectors (14.0%).

Year-on-year, the deficit in income account fell substantially by RM5.1 billion or 76.7% from RM6.6 billion to RM1.5 billion, mainly due to lower net outlay on investment income of RM1.1 billion (Q2 2008: -RM6.5 billion).

For the first half of 2009, the net outlay on income account improved by RM7.3 billion or 57.0% to RM5.5 billion from that of RM12.7 billion in the corresponding period of 2008. This was due to smaller net outlay on investment income of RM4.7 billion from RM12.4 billion in the same period of 2008.

Current Transfers

**Current Transfers
2007 - 2009**



The net payments on current transfers in the second quarter of 2009, narrowed by RM293.0 million to post at RM3.9 billion from that of RM4.2 billion attained in the first quarter of 2009.

QUARTERLY PERFORMANCE BALANCE OF PAYMENTS APRIL—JUNE, 2009

In the first half of 2009, the net payments on current transfers decreased by RM915.0 million or 10.3% to register RM8.0 billion as compared to RM8.9 billion recorded in January - June of 2008.

CAPITAL ACCOUNT

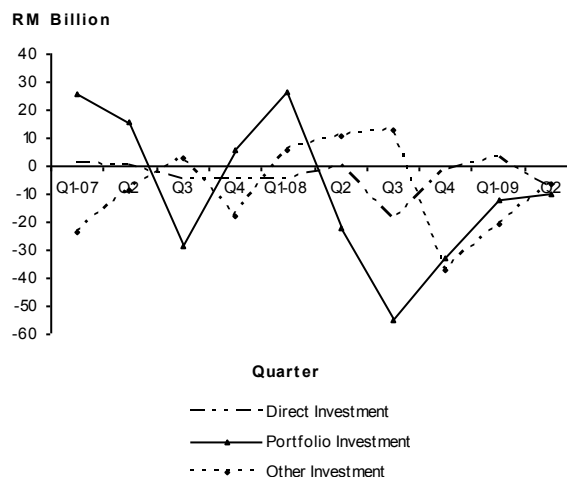
The capital account showed a lower net outlay amounting to RM36.0 million from that of RM64.0 million posted in the previous quarter. This was attributed to smaller net outlay on capital transfers, which improved by RM22.0 million to RM16.0 million (Q1 2009: -RM38.0 million), as well as lower net outlay on non-produced non-financial assets of RM20.0 million (Q1 2009: -RM26.0 million).

During January - June 2009, the capital account switched to a net outflow of RM100.0 million from a net inflow of RM764.0 million in 2008, mainly due to reversal of non-produced non-financial assets amounting to -RM46.0 million from RM802.0 million attained in first half last year.

FINANCIAL ACCOUNT

In Q2 2009, the net outflow in financial account improved by RM5.6 billion or 18.7% to post at RM24.2 billion (Q1 2009: -RM29.8 billion). This was primarily attributed by other investment of -RM6.2 billion from -RM20.8 billion reflected by currency/ placements/ deposits of the banking sector. Likewise, portfolio investment recorded much lower net outflow amounting to RM9.9 billion compared to RM12.2 billion previously. On the contrary, direct investment

Financial Account by Main Components 2007 - 2009



switched to a net outflow of RM8.1 billion from a net inflow of RM3.2 billion posted in the preceding quarter.

Year-on-year, the financial account recorded a higher net outflow of RM24.2 billion from RM11.1 billion experienced in the corresponding period of 2008; an increase of RM13.1 billion. This was mainly emanated to a turnaround in both direct and other investment to an outflow of RM8.1 billion and RM6.2 billion from an inflow of RM177.0 million and RM10.7 billion, respectively.

For the first six months 2009, the financial account recorded a reversal to a net outflow of RM54.0 billion from a net inflow of RM15.4 billion, registered a year ago. This was affected by the swing on both other investment from an inflow of RM16.2 billion to an outflow of RM27.0 billion, and on portfolio investment from an inflow of RM4.1 billion to an outflow of RM22.1 billion. However, outflow on direct investment registered marginal improvement of RM71.0 million to post at -RM4.9 billion (1H 2008: -RM5.0 billion).

QUARTERLY PERFORMANCE BALANCE OF PAYMENTS APRIL—JUNE, 2009

Direct Investment

Direct investment recorded a net outflow whereby:

- DIA - a reversal to an outflow of RM9.0 billion from a small net inflow of RM435.0 million registered previously. The investments were largely reflected in oil & gas (RM3.9 billion), manufacturing (RM1.2 billion), agriculture (RM1.1 billion) and information & communication sectors (RM1.0 billion).
- FDI - a lower net inflow of RM863.0 million; decreased by RM1.9 billion from RM2.8 billion due to a switch in reinvested earnings (RE) from an inflow of RM1.5 billion to an outflow of RM2.9 billion. The investments were mainly channelled to oil & gas sector amounting to RM2.6 billion and followed by wholesale & retail trade sector of RM1.3 billion. A substantial outflow of RE totalled RM4.2 billion had surfaced in the manufacturing sector.

Portfolio Investment

The quarter saw the net outflow on portfolio investment of RM9.9 billion fall by RM2.2 billion or 18.3% (Q1 2009: -RM12.2 billion), mainly due to smaller disposal of holdings on debt securities by foreign investors. This was in line with the performance of domestic securities market.

Year-on-year, portfolio investment recorded a lower outflow of RM9.9 billion from RM22.0 billion attained a year ago. Meanwhile, for the period January – June 2009, observed a switch to an outflow of RM22.1 billion from an inflow of RM4.1 billion during the same period last year.

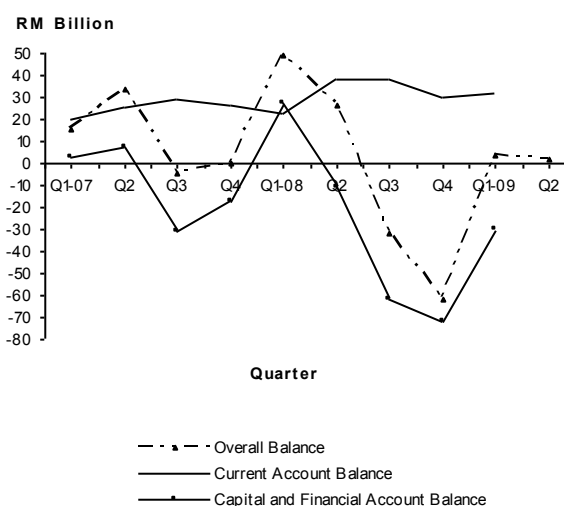
Other Investment

The lower outflow on other investment of RM6.2 billion (Q1 2009: -RM20.8 billion) was largely influenced by the private sector which recorded lower outflow amounting to RM5.5 billion (Q1 2009: -RM19.8 billion). In addition, official sector showed a smaller outflow of RM646.0 million (Q1 2009: -RM967.0 million).

In the meantime, year-on-year on other investment recorded a turnaround of -RM6.2 billion from RM10.7 billion attained in the same period of 2008. This was due to a reversal on investments of the private sector from an inflow of RM9.1 billion to an outflow of RM5.5 billion.

OVERALL BALANCE

Balance of Payments 2007 - 2009



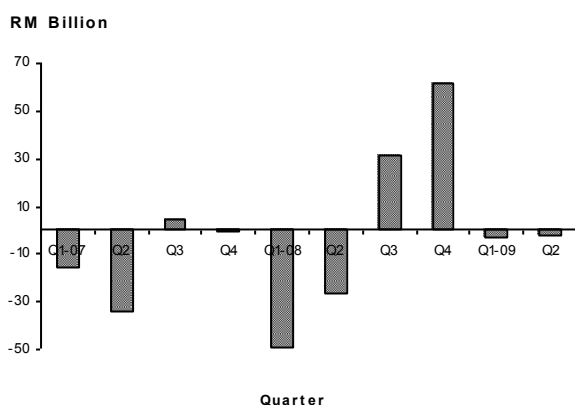
In Q2 2009, the overall balance recorded a smaller surplus of RM2.1 billion (-RM1.2 billion or -33.9%) compared to RM3.3 billion in Q1 2009. The

QUARTERLY PERFORMANCE BALANCE OF PAYMENTS APRIL—JUNE, 2009

current account remained positive albeit with a lower surplus, while the net outflow on financial account showed an improvement of RM5.6 billion (+18.7%) to post –RM24.2 billion (Q1 2009: –RM29.8 billion). The surplus in current account was adequate to absorb outflows in financial account. Whilst, the international reserves held by Bank Negara Malaysia increased by RM2.1 billion (Q1 2009: RM3.3 billion). Consequently, this had resulted in errors & omission of –RM2.4 billion (Q1 2009: RM1.7 billion).

The first six months of 2009, saw the overall balance recorded a lower surplus of RM5.4 billion, compared to RM75.2 billion posted in last year. Correspondingly, the current account registered a surplus of RM60.2 billion, a marginal decrease of RM1.1 billion (1H 2008: RM61.3 billion) while financial account switched to a net outflow of RM54.0 billion from an inflow of RM15.4 billion in the first half of 2008. Meanwhile, the international reserves held by Bank Negara Malaysia increased RM5.4 billion from RM75.2 billion in the same period of 2008.

Reserve Assets 2007 - 2009



Year-on-year, the overall balance showed a marginal inflow of RM2.1 billion (Q2 2008: RM26.2 billion). This was due to higher net outflow on financial account of RM24.2 billion compared to RM11.1 billion recorded in the same quarter of 2008, as well as lower surplus in the current account of RM28.8 billion; a decrease of RM9.6 billion or 24.9% (Q2 2008: RM38.3 billion). Meanwhile, the net increase in external reserves amounting to RM2.1 billion was much lower than that of RM26.2 billion posted during the January – June period of 2009.

JADUAL 1 MALAYSIA - IMBANGAN PEMBAYARAN SUKU TAHUNAN (BERSIH), 2007 - 2009
TABLE 1 MALAYSIA - QUARTERLY BALANCE OF PAYMENTS (NET), 2007 - 2009

RM Juta/Million

Perkara/Item	Tahun/ Year					Suku tahun Berakhir/ Quarter Ended									
	2007 r	2008 r	2007 r	2008 r	2009 p	2007 r				2008 r				2009 p	
			(Jan - Jun)			Mac	Jun	Sept	Dis	Mac	Jun	Sept	Dis	Mac	Jun
A. Barangan dan Perkhidmatan/Goods and Services	130,047	170,715	57,839	82,920	73,656	26,465	31,374	36,779	35,429	33,752	49,168	48,557	39,238	39,499	34,157
1. Barangan/Goods	127,673	170,552	56,484	82,029	70,106	27,292	29,192	35,305	35,884	33,841	48,188	49,704	38,820	36,970	33,137
2. Perkhidmatan/Services	2,373	163	1,355	891	3,550	-827	2,181	1,474	-455	-89	980	-1,147	418	2,529	1,020
2.1 Pengangkutan/Transportation	-13,173	-15,401	-5,966	-7,394	-6,853	-2,803	-3,162	-3,383	-3,824	-3,629	-3,766	-4,377	-3,630	-2,867	-3,986
2.2 Perjalanan/Travel	29,115	28,515	15,721	15,329	15,543	7,828	7,892	6,732	6,662	7,339	7,990	6,541	6,645	7,470	8,072
2.3 Perkhidmatan lain/Other Services	-13,178	-12,376	-8,293	-6,787	-4,859	-5,812	-2,480	-1,793	-3,092	-3,681	-3,107	-3,178	-2,411	-1,938	-2,921
2.4 Urus Niaga Kerajaan Yang Tidak Dicatat Di tempat Lain/ Government Transactions n.i.e	-390	-576	-108	-256	-281	-39	-69	-82	-201	-118	-138	-133	-187	-137	-145
B. Pendapatan/Income	-13,893	-23,707	-5,662	-12,720	-5,463	-3,165	-2,497	-3,213	-5,019	-6,121	-6,599	-5,429	-5,559	-3,926	-1,537
1. Pampasan Pekerja/Compensation of employees	-600	-731	-241	-335	-715	-161	-80	-101	-257	-188	-147	-157	-238	-286	-430
2. Pendapatan Pelaburan/Investment Income	-13,294	-22,977	-5,420	-12,385	-4,748	-3,004	-2,416	-3,112	-4,762	-5,933	-6,452	-5,271	-5,321	-3,640	-1,108
C. Pindahan Semasa/Current Transfers	-15,743	-17,495	-7,493	-8,928	-8,012	-3,686	-3,807	-4,182	-4,069	-4,675	-4,253	-4,531	-4,035	-4,152	-3,860
D. Imbangan Akaun Semasa/Balance on Current Account (A+B+C)	100,410	129,513	44,685	61,272	60,180	19,614	25,070	29,384	26,341	22,956	38,316	38,598	29,644	31,421	28,759
E. Akaun Modal/Capital Account	-95	592	-34	763	-100	-13	-21	-24	-38	800	-36	-117	-54	-64	-36
1. Pindahan Modal/Capital Transfers	-71	-164	-26	-39	-54	-4	-22	-21	-25	-18	-20	-100	-25	-38	-16
2. Aset Bukan Kewangan Bukan Pengeluaran/ Non-produced Non-financial Assets	-24	756	-8	802	-46	-9	0	-3	-13	818	-16	-17	-29	-26	-20
F. Akaun Kewangan/Financial Account	-37,710	-118,501	10,440	15,362	-53,955	2,760	7,680	-30,887	-17,263	26,459	-11,097	-62,024	-71,839	-29,758	-24,198
1. Pelaburan Langsung/Direct Investment	-9,142	-26,058	831	-4,977	-4,906	749	82	-4,951	-5,022	-5,154	177	-19,626	-1,455	3,195	-8,101
2. Pelaburan Portfolio/Portfolio Investment	18,355	-84,377	41,507	4,121	-22,087	25,578	15,929	-28,732	5,580	26,080	-21,959	-55,288	-33,210	-12,153	-9,933
3. Pelaburan Lain/Other Investment	-46,923	-8,066	-31,898	16,217	-26,963	-23,567	-8,331	2,796	-17,821	5,532	10,685	12,891	-37,174	-20,799	-6,163
G. Kesilapan & Ketinggalan/Errors & Omissions	-17,309	-29,854	-5,736	-2,242	-726	-6,852	1,115	-2,829	-8,743	-1,272	-970	-7,980	-19,632	1,665	-2,391
H. Imbangan Keseluruhan/Overall Balance (D+E+F+G)	45,296	-18,250	49,354	75,155	5,399	15,510	33,844	-4,355	297	48,942	26,213	-31,524	-61,881	3,265	2,134
I. Aset Rizab/Reserve Assets	-45,296	18,250	-49,354	-75,155	-5,399	-15,510	-33,844	4,355	-297	-48,942	-26,213	31,524	61,881	-3,265	-2,134
1. Sumber IMF/IMF Resources	0	0	0	0	0	0	0	0	0	0	0	0	0	0	0
2. Perubahan Bersih dalam Rizab Luar Negeri Bank Negara Malaysia [Bertambah (-) / Berkurangan (+)]/ Net Change in Bank Negara Malaysia's External Reserves [Increase (-) / Decrease (+)]	-45,296	18,250	-49,354	-75,155	-5,399	-15,510	-33,844	4,355	-297	-48,942	-26,213	31,524	61,881	-3,265	-2,134

f Muktamad/Final r Disemak/Revised p Permulaan/Preliminary

JADUAL 2 MALAYSIA - KOMPONEN AKAUN SEMASA, 2007 - 2009

TABLE 2 MALAYSIA - COMPONENTS OF THE CURRENT ACCOUNT, 2007 - 2009

RM Juta/Million

Perkara/Item	Tahun/ Year					Suku tahun Berakhir/ Quarter Ended									
	2007 r	2008 r	2007 r	2008 r	2009 p	2007 r				2008 r				2009 p	
			(Jan - Jun)			Mac	Jun	Sept	Dis	Mac	Jun	Sept	Dis	Mac	Jun
1. Barangan - Bersih/Goods - Net	127,673	170,552	56,484	82,029	70,106	27,292	29,192	35,305	35,884	33,841	48,188	49,704	38,820	36,970	33,137
1.1 Barangan - Kredit/Goods - Credit	605,916	664,325	283,586	327,435	250,997	138,465	145,120	158,717	163,613	152,014	175,421	185,390	151,501	121,653	129,344
1.2 Barangan - Debit/Goods - Debit	478,243	493,773	227,102	245,406	180,891	111,174	115,928	123,412	127,729	118,174	127,233	135,686	112,681	84,683	96,208
2. Perkhidmatan - Bersih/Services - Net	2,373	163	1,355	891	3,550	-827	2,181	1,474	-455	-89	980	-1,147	418	2,529	1,020
2.1 Perkhidmatan - Kredit/Services - Credit	101,240	101,045	49,138	49,696	47,984	23,435	25,703	26,029	26,074	23,767	25,928	25,330	26,019	23,862	24,123
(i) Pengangkutan/Transportation	24,582	22,495	12,007	11,471	7,038	5,835	6,172	6,323	6,253	5,494	5,977	5,808	5,216	3,515	3,523
(ii) Perjalanan/Travel	48,289	50,961	24,662	25,319	25,900	12,175	12,487	11,492	12,135	12,330	12,990	12,438	13,204	12,398	13,502
(iii) Perkhidmatan Lain/Other Services	28,068	27,463	12,283	12,848	14,982	5,334	6,949	8,142	7,643	5,913	6,935	7,051	7,565	7,921	7,060
(iv) Urus Niaga Kerajaan Yang Tidak Dicatat Di tempat Lain/ Government Transactions n.i.e	301	126	186	58	64	91	95	72	44	31	27	33	35	27	37
2.2 Perkhidmatan - Debit/Services - Debit	98,867	100,882	47,783	48,804	44,435	24,261	23,522	24,555	26,529	23,856	24,948	26,477	25,601	21,332	23,103
(i) Pengangkutan/Transportation	37,755	37,895	17,973	18,865	13,891	8,639	9,334	9,706	10,077	9,123	9,742	10,184	8,846	6,382	7,509
(ii) Perjalanan/Travel	19,174	22,446	8,941	9,990	10,358	4,347	4,595	4,760	5,473	4,991	5,000	5,897	6,559	4,928	5,430
(iii) Perkhidmatan Lain/Other Services	41,246	39,839	20,575	19,635	19,840	11,146	9,429	9,935	10,735	9,594	10,041	10,229	9,976	9,859	9,982
(iv) Urus Niaga Kerajaan Yang Tidak Dicatat Di tempat Lain/ Government Transactions n.i.e	691	702	294	314	346	130	164	154	244	149	165	166	221	164	182
Imbangan Barangan dan Perkhidmatan/Balance on Goods & Services	130,047	170,715	57,839	82,920	73,656	26,465	31,374	36,779	35,429	33,752	49,168	48,557	39,238	39,499	34,157
3. Pendapatan - Bersih/Income - Net	-13,893	-23,707	-5,662	-12,720	-5,463	-3,165	-2,497	-3,213	-5,019	-6,121	-6,599	-5,429	-5,559	-3,926	-1,537
3.1 Pendapatan - Kredit/Income - Credit	38,840	39,930	16,942	22,490	16,847	7,597	9,345	11,274	10,625	9,939	12,551	10,664	6,777	6,438	10,409
3.1.1 Pampasan Pekerja/Compensation of employees	5,372	4,421	2,708	2,218	2,051	1,279	1,429	1,420	1,245	1,121	1,097	1,167	1,037	1,034	1,017
3.1.2 Pendapatan Pelaburan/Investment Income	33,468	35,509	14,234	20,272	14,796	6,317	7,916	9,854	9,380	8,818	11,454	9,497	5,740	5,404	9,392
(i) Pelaburan Langsung/Direct Investment	14,743	15,482	6,203	10,126	5,563	2,481	3,722	4,530	4,010	3,354	6,773	3,894	1,462	224	5,340
(ii) Pelaburan Portfolio/Portfolio Investment	516	820	204	465	341	84	119	167	145	75	390	221	134	89	252
(iii) Pelaburan Lain/Other Investment	18,209	19,207	7,827	9,681	8,892	3,752	4,075	5,157	5,225	5,389	4,292	5,383	4,143	5,091	3,801
3.2 Pendapatan - Debit/Income - Debit	52,733	63,638	22,603	35,210	22,310	10,762	11,842	14,487	15,644	16,060	19,150	16,093	12,335	10,364	11,947
3.2.1 Pampasan Pekerja/Compensation of employees	5,972	5,152	2,949	2,553	2,766	1,440	1,509	1,521	1,502	1,309	1,244	1,325	1,275	1,320	1,447
3.2.2 Pendapatan Pelaburan/Investment Income	46,761	58,486	19,654	32,657	19,544	9,321	10,333	12,966	14,142	14,751	17,906	14,768	11,061	9,044	10,500
(i) Pelaburan Langsung/Direct Investment	33,733	45,799	13,475	25,388	14,184	6,243	7,232	9,545	10,713	11,201	14,187	11,859	8,552	6,078	8,106
(ii) Pelaburan Portfolio/Portfolio Investment	6,358	10,650	2,945	6,308	4,532	1,156	1,789	1,562	1,852	3,112	3,196	2,312	2,030	2,576	1,957
(iii) Pelaburan Lain/Other Investment	6,670	2,036	3,234	961	828	1,922	1,312	1,859	1,577	438	523	597	479	390	437
4. Pindahan Semasa - Bersih/Current Transfers - Net	-15,743	-17,495	-7,493	-8,928	-8,012	-3,686	-3,807	-4,182	-4,069	-4,675	-4,253	-4,531	-4,035	-4,152	-3,860
4.1 Pindahan Semasa - Kredit/Current Transfers - Credit	1,444	1,410	829	611	710	456	373	372	243	292	320	273	526	438	272
4.2 Pindahan Semasa - Debit/Current Transfers - Debit	17,187	18,905	8,322	9,540	8,723	4,142	4,180	4,554	4,311	4,967	4,573	4,804	4,561	4,591	4,132
Imbangan Akaun Semasa/Balance on Current Account	100,410	129,513	44,685	61,272	60,180	19,614	25,070	29,384	26,341	22,956	38,316	38,598	29,644	31,421	28,759

f Muktamad/Final r Disemak/Revised p Permulaan/Preliminary

JADUAL 3 MALAYSIA - KOMPONEN AKAUN MODAL & KEWANGAN DAN ASET RIZAB, 2007 - 2009
TABLE 3 MALAYSIA - COMPONENTS OF THE CAPITAL & FINANCIAL ACCOUNT AND RESERVE ASSETS, 2007 - 2009

RM Juta/Million

Perkara/Item	Tahun/ Year					Suku tahun Berakhir/ Quarter Ended									
	2007 r		2008 r		2009 p	2007 r				2008 r				2009 p	
	2007 r	2008 r	2007 r	2008 r	2009 p	Mac	Jun	Sept	Dis	Mac	Jun	Sept	Dis	Mac	Jun
1. Akaun Modal/Capital Account	-95	592	-34	763	-100	-13	-21	-24	-38	800	-36	-117	-54	-64	-36
1.1 Pindahan Modal - Bersih/Capital Transfers - Net	-71	-164	-26	-39	-54	-4	-22	-21	-25	-18	-20	-100	-25	-38	-16
1.1.1 Pindahan Modal - Kredit/Capital Transfers - Credit	48	12	24	7	4	18	5	15	10	7	1	3	2	2	3
1.1.2 Pindahan Modal - Debit/Capital Transfers - Debit	120	176	49	46	59	23	27	36	35	25	21	103	27	40	19
1.2 Aset Bukan Kewangan Bukan Pengeluaran - Bersih/ Non-produced Non-financial Assets - Net	-24	756	-8	802	-46	-9	0	-3	-13	818	-16	-17	-29	-26	-20
1.2.1 Aset Bukan Kewangan Bukan Pengeluaran - Kredit/ Non-produced Non-financial Assets - Credit	2	851	2	846	0	0	2	0	0	846	0	0	5	0	0
1.2.2 Aset Bukan Kewangan Bukan Pengeluaran - Debit/ Non-produced Non-financial Assets - Debit	26	95	10	44	46	9	2	3	13	28	16	17	34	26	20
2. Akaun Kewangan/Financial Account	-37,710	-118,501	10,440	15,362	-53,955	2,760	7,680	-30,887	-17,263	26,459	-11,097	-62,024	-71,839	-29,758	-24,198
2.1 Pelaburan Langsung/Direct Investment	-9,142	-26,058	831	-4,977	-4,906	749	82	-4,951	-5,022	-5,154	177	-19,626	-1,455	3,195	-8,101
2.1.1 Di Luar Negeri/ Abroad	-38,224	-50,192	-16,329	-24,634	-8,529	-4,948	-11,381	-12,292	-9,603	-8,915	-15,719	-19,970	-5,588	435	-8,964
2.1.2 Di Malaysia/ In Malaysia	29,081	24,134	17,160	19,657	3,623	5,697	11,463	7,341	4,580	3,761	15,896	344	4,133	2,761	863
2.2 Pelaburan Portfolio/Portfolio Investment	18,355	-84,377	41,507	4,121	-22,087	25,578	15,929	-28,732	5,580	26,080	-21,959	-55,288	-33,210	-12,153	-9,933
2.3 Pelaburan Lain/Other Investment	-46,923	-8,066	-31,898	16,217	-26,963	-23,567	-8,331	2,796	-17,821	5,532	10,685	12,891	-37,174	-20,799	-6,163
2.3.1 Sektor awam/ Official sector	-5,788	852	-1,460	893	-1,613	-278	-1,182	-3,386	-942	-712	1,605	-2,738	2,697	-967	-646
Kredit/ Credit	2,960	6,680	1,384	2,395	217	1,108	276	895	681	207	2,189	301	3,984	207	10
Debit/ Debit	8,748	5,828	2,844	1,503	1,830	1,386	1,458	4,281	1,623	919	584	3,038	1,287	1,174	656
2.3.2 Sektor swasta/ Private sector	-41,135	-8,918	-30,438	15,325	-25,350	-23,289	-7,149	6,182	-16,879	6,244	9,081	15,628	-39,871	-19,832	-5,518
Imbangan Akaun Modal dan Kewangan/ Balance on Capital and Financial Account	-37,805	-117,909	10,406	16,125	-54,055	2,747	7,659	-30,911	-17,301	27,258	-11,133	-62,141	-71,893	-29,821	-24,234
3. Kesilapan & Ketinggalan/Errors & Omissions	-17,309	-29,854	-5,736	-2,242	-726	-6,852	1,115	-2,829	-8,743	-1,272	-970	-7,980	-19,632	1,665	-2,391
4. Aset Rizab/Reserve Assets	-45,296	18,250	-49,354	-75,155	-5,399	-15,510	-33,844	4,355	-297	-48,942	-26,213	31,524	61,881	-3,265	-2,134
4.1 Sumber IMF/IMF Resources	0	0	0	0	0	0	0	0	0	0	0	0	0	0	0
4.2 Perubahan Bersih dalam Rizab Luar Negeri Bank Negara Malaysia (Bertambah (-) /Berkurangan (+)) <i>Net Change in Bank Negara Malaysia's External Reserves (Increase (-) /Decrease (+))</i>	-45,296	18,250	-49,354	-75,155	-5,399	-15,510	-33,844	4,355	-297	-48,942	-26,213	31,524	61,881	-3,265	-2,134
4.2.1 Hak Pengeluaran Khas/Special Drawing Rights	-4	-25	1	-20	-20	7	-6	-11	6	-5	-15	-2	-4	-20	-1
4.2.2 Kedudukan Rizab IMF/IMF Reserve Position	176	-510	94	7	-306	11	83	62	20	-2	9	20	-536	-213	-93
4.2.3 Emas dan Pertukaran Wang Asing/ Gold and Foreign Exchange	-45,468	18,785	-49,450	-75,142	-5,072	-15,528	-33,922	4,305	-323	-48,935	-26,207	31,506	62,421	-3,032	-2,041

f Muktamad/Final r Disemak/Revised p Permulaan/Preliminary

JADUAL 4: IMBANGAN PEMBAYARAN SUKU TAHUNAN (BERSIH), 2000 - 2006
(RM JUTA)

Komponen/Tahun & Suku Tahun	2000	2001	2002	2003	2004	2005	2006
A. Barangan dan Perkhidmatan	68,474	61,488	66,121	82,462	96,575	119,280	130,062
1. Barangan	79,144	69,854	72,117	97,762	104,774	128,892	137,292
2. Perkhidmatan	-10,670	-8,366	-5,996	-15,300	-8,199	-9,612	-7,230
2.1 Pengangkutan	-11,736	-11,352	-11,572	-13,486	-17,545	-15,880	-19,731
2.2 Perjalanan	11,158	16,148	17,102	11,523	19,096	18,684	22,633
2.3 Perkhidmatan lain	-10,030	-13,187	-11,242	-13,011	-9,029	-12,066	-9,693
2.4 Urus Niaga Kerajaan Yang Tidak Dicatat Di tempat Lain	-62	25	-284	-327	-721	-350	-440
B. Pendapatan	-28,909	-25,623	-25,061	-22,537	-24,402	-23,943	-17,294
1. Pampasan Pekerja	-975	-1,014	-1,179	-960	-995	-535	-306
2. Pendapatan Pelaburan	-27,934	-24,609	-23,882	-21,577	-23,408	-23,408	-16,988
C. Pindahan Semasa	-7,313	-8,178	-10,566	-9,300	-14,871	-16,971	-16,739
D. Imbangan Akaun Semasa	32,252	27,687	30,494	50,625	57,302	78,367	96,029
E. Akaun Modal	-	-	-	-	-	-	-264
1. Pindahan Modal	-	-	-	-	-	-	-217
2. Aset Bukan Kewangan Bukan Pengeluaran	-	-	-	-	-	-	-46
F. Akaun Kewangan	-23,848	-14,791	-11,941	-12,146	19,347	-36,991	-43,182
1. Pelaburan Langsung	6,694	1,091	4,935	4,194	9,739	3,749	144
2. Pelaburan Portfolio	-9,395	-2,466	-6,506	4,168	32,994	-14,116	12,786
3. Pelaburan Lain	-21,147	-13,416	-10,370	-20,508	-23,386	-26,624	-56,112
G. Kesilapan & Ketinggalan	-16,580	-8,378	-3,958	1,302	7,079	-27,825	-27,424
H. Imbangan Keseluruhan	-8,176	4,518	14,595	39,781	83,728	13,550	25,158
I. Aset Rizab	8,176	-4,518	-14,595	-39,781	-83,728	-13,550	-25,158
1. Sumber IMF	0	0	0	0	0	0	0
2. Perubahan Bersih dalam Rizab Luar Negeri Bank Negara Malaysia [Bertambah (-) / Berkurangan (+)]	8,176	-4,518	-14,595	-39,781	-83,728	-13,550	-25,158

TABLE 4: QUARTERLY BALANCE OF PAYMENTS (NET), 2000 - 2006
(RM MILLION)

Q1/00	Q2/00	Q3/00	Q4/00	Q1/01	Q2/01	Components/Year & Quarter
18,627	15,519	16,064	18,264	16,067	15,575	A. Goods and Services
20,476	17,484	19,859	21,325	17,712	17,083	1. Goods
-1,849	-1,965	-3,795	-3,061	-1,645	-1,508	2. Services
-2,340	-3,009	-3,558	-2,829	-2,815	-2,924	2.1 Transportation
2,331	3,342	2,398	3,087	4,529	5,117	2.2 Travel
-1,817	-2,284	-2,624	-3,305	-3,369	-3,711	2.3 Other Services
-23	-14	-11	-14	10	10	2.4 Government Transactions n.i.e
-5,460	-7,347	-7,941	-8,161	-6,888	-6,782	B. Income
-169	-252	-228	-326	-194	-295	1. Compensation of employees
-5,291	-7,095	-7,713	-7,835	-6,694	-6,487	2. Investment Income
-1,736	-1,577	-1,816	-2,184	-2,104	-2,123	C. Current Transfers
11,431	6,595	6,307	7,919	7,075	6,670	D. Balance on Current Account
-	-	-	-	-	-	E. Capital Account
-	-	-	-	-	-	1. Capital Transfers
-	-	-	-	-	-	2. Non-produced Non-financial Assets
3,091	-4,605	-8,254	-14,080	-12,938	-9,298	F. Financial Account
1,778	883	1,586	2,447	984	1,142	1. Direct Investment
5,133	-6,353	-4,693	-3,482	-2,403	-919	2. Portfolio Investment
-3,820	865	-5,147	-13,045	-11,519	-9,521	3. Other Investment
-2,901	-7,478	-3,658	-2,543	-4,254	-1,392	G. Errors & Omissions
11,621	-5,488	-5,605	-8,704	-10,117	-4,020	H. Overall Balance
-11,621	5,488	5,605	8,704	10,117	4,020	I. Reserve Assets
0	0	0	0	0	0	1. IMF Resources
-11,621	5,488	5,605	8,704	10,117	4,020	2. Net Change in Bank Negara Malaysia's External Reserves [Increase (-) / Decrease (+)]

JADUAL 4 (SAMB.): IMBANGAN PEMBAYARAN SUKU TAHUNAN (BERSIH), 2000 - 2006
(RM JUTA)

Komponen/Tahun & Suku Tahun	Q3/01	Q4/01	Q1/02	Q2/02	Q3/02	Q4/02
A. Barangan dan Perkhidmatan	16,508	13,338	14,979	14,366	16,542	20,234
1. Barangan	19,030	16,029	16,726	14,901	18,101	22,389
2. Perkhidmatan	-2,522	-2,691	-1,747	-535	-1,559	-2,155
2.1 Pengangkutan	-2,798	-2,815	-2,490	-2,930	-3,063	-3,089
2.2 Perjalanan	4,306	2,196	3,530	4,978	4,469	4,125
2.3 Perkhidmatan lain	-4,039	-2,068	-2,751	-2,545	-2,917	-3,029
2.4 Urus Niaga Kerajaan Yang Tidak Dicatat Di tempat Lain	9	-4	-36	-38	-48	-162
B. Pendapatan	-6,202	-5,751	-5,669	-6,504	-6,243	-6,645
1. Pampasan Pekerja	-219	-306	-286	-323	-242	-328
2. Pendapatan Pelaburan	-5,983	-5,445	-5,383	-6,181	-6,001	-6,317
C. Pindahan Semasa	-1,951	-2,000	-2,392	-2,496	-3,291	-2,387
D. Imbangan Akaun Semasa	8,355	5,587	6,918	5,366	7,008	11,202
E. Akaun Modal	-	-	-	-	-	-
1. Pindahan Modal	-	-	-	-	-	-
2. Aset Bukan Kewangan Bukan Pengeluaran	-	-	-	-	-	-
F. Akaun Kewangan	4,776	2,669	3,233	-5,993	-4,090	-5,091
1. Pelaburan Langsung	2,363	-3,398	2,334	157	2,142	302
2. Pelaburan Portfolio	2,406	-1,550	2,856	-4,983	-1,491	-2,888
3. Pelaburan Lain	7	7,617	-1,957	-1,167	-4,741	-2,505
G. Kesilapan & Ketinggalan	1,080	-3,812	-2,839	4,030	-1,536	-3,613
H. Imbangan Keseluruhan	14,211	4,444	7,312	3,403	1,382	2,498
I. Aset Rizab	-14,211	-4,444	-7,312	-3,403	-1,382	-2,498
1. Sumber IMF	0	0	0	0	0	0
2. Perubahan Bersih dalam Rizab Luar Negeri Bank Negara Malaysia [Bertambah (-) / Berkurangan (+)]	-14,211	-4,444	-7,312	-3,403	-1,382	-2,498

TABLE 4 (CONT'D): QUARTERLY BALANCE OF PAYMENTS (NET), 2000 - 2006
(RM MILLION)

Q1/03	Q2/03	Q3/03	Q4/03	Q1/04	Q2/04	Components/Year & Quarter
21,545	19,500	20,689	20,727	23,873	22,952	A. Goods and Services
24,283	24,668	24,605	24,205	24,838	24,673	1. Goods
-2,738	-5,168	-3,916	-3,478	-965	-1,721	2. Services
-3,049	-3,063	-3,454	-3,920	-3,704	-4,529	2.1 Transportation
2,976	1,506	2,588	4,454	4,561	5,064	2.2 Travel
-2,616	-3,576	-2,992	-3,827	-1,586	-2,017	2.3 Other Services
-50	-34	-58	-185	-236	-240	2.4 Government Transactions n.i.e
-5,360	-5,257	-5,474	-6,446	-6,263	-6,619	B. Income
-278	-165	-189	-328	-203	-314	1. Compensation of employees
-5,082	-5,092	-5,285	-6,118	-6,060	-6,305	2. Investment Income
-1,998	-2,291	-2,345	-2,666	-2,665	-3,515	C. Current Transfers
14,187	11,952	12,870	11,615	14,946	12,818	D. Balance on Current Account
-	-	-	-	-	-	E. Capital Account
-	-	-	-	-	-	1. Capital Transfers
-	-	-	-	-	-	2. Non-produced Non-financial Assets
-8,225	-1,840	264	-2,345	9,619	244	F. Financial Account
-2,130	1,050	2,104	3,170	1,522	3,847	1. Direct Investment
-703	-638	617	4,892	15,592	78	2. Portfolio Investment
-5,392	-2,252	-2,457	-10,407	-7,495	-3,681	3. Other Investment
-4,679	-1,660	957	6,685	117	-3,308	G. Errors & Omissions
1,283	8,452	14,091	15,955	24,682	9,754	H. Overall Balance
-1,283	-8,452	-14,091	-15,955	-24,682	-9,754	I. Reserve Assets
0	0	0	0	0	0	1. IMF Resources
-1,283	-8,452	-14,091	-15,955	-24,682	-9,754	2. Net Change in Bank Negara Malaysia's External Reserves (Increase (-) / Decrease (+))

JADUAL 4 (SAMB.): IMBANGAN PEMBAYARAN SUKU TAHUNAN (BERSIH), 2000 - 2006
(RM JUTA)

Komponen/Tahun & Suku Tahun	Q3/04	Q4/04	Q1/05	Q2/05	Q3/05	Q4/05
A. Barangan dan Perkhidmatan	24,825	24,926	30,983	28,576	28,731	30,991
1. Barangan	28,774	26,489	33,447	30,590	30,376	34,479
2. Perkhidmatan	-3,949	-1,563	-2,465	-2,014	-1,645	-3,488
2.1 Pengangkutan	-4,873	-4,438	-4,024	-3,348	-3,591	-4,917
2.2 Perjalanan	4,679	4,792	4,987	4,725	4,608	4,364
2.3 Perkhidmatan lain	-3,643	-1,783	-3,340	-3,325	-2,579	-2,822
2.4 Urus Niaga Kerajaan Yang Tidak Dicatat Di tempat Lain	-112	-134	-88	-66	-82	-114
B. Pendapatan	-5,678	-5,842	-3,374	-5,185	-5,916	-9,467
1. Pampasan Pekerja	-271	-207	-117	-147	-35	-236
2. Pendapatan Pelaburan	-5,407	-5,635	-3,257	-5,039	-5,881	-9,231
C. Pindahan Semasa	-3,380	-5,312	-4,699	-4,788	-3,743	-3,742
D. Imbangan Akaun Semasa	15,767	13,772	22,910	18,603	19,072	17,783
E. Akaun Modal	-	-	-	-	-	-
1. Pindahan Modal	-	-	-	-	-	-
2. Aset Bukan Kewangan Bukan Pengeluaran	-	-	-	-	-	-
F. Akaun Kewangan	-3,167	12,651	3,091	436	5,896	-46,414
1. Pelaburan Langsung	1,511	2,859	-353	2,817	-1,228	2,512
2. Pelaburan Portfolio	6,043	11,281	3,642	1,928	-3,452	-16,234
3. Pelaburan Lain	-10,721	-1,489	-197	-4,309	10,576	-32,693
G. Kesilapan & Ketinggalan	-984	11,252	-4,244	-8,413	-7,619	-7,549
H. Imbangan Keseluruhan	11,616	37,675	21,757	10,626	17,349	-36,181
I. Aset Rizab	-11,616	-37,675	-21,757	-10,626	-17,349	36,181
1. Sumber IMF	0	0	0	0	0	0
2. Perubahan Bersih dalam Rizab Luar Negeri Bank Negara Malaysia [Bertambah (-) / Berkurangan (+)]	-11,616	-37,675	-21,757	-10,626	-17,349	36,181

**TABLE 4 (CONT'D): QUARTERLY BALANCE OF PAYMENTS (NET), 2000 - 2006
(RM MILLION)**

Q1/06	Q2/06	Q3/06	Q4/06	Components/Year & Quarter
30,110	27,359	37,036	35,557	A. Goods and Services
32,469	30,674	37,449	36,701	1. Goods
-2,359	-3,315	-413	-1,143	2. Services
-5,111	-5,790	-4,015	-4,815	2.1 Transportation
5,763	5,637	5,619	5,614	2.2 Travel
-2,901	-3,097	-1,897	-1,798	2.3 Other Services
-110	-67	-119	-144	2.4 Government Transactions n.i.e
-4,572	-4,386	-4,656	-3,679	B. Income
-30	-24	-123	-129	1. Compensation of employees
-4,543	-4,362	-4,534	-3,550	2. Investment Income
-4,709	-3,831	-4,273	-3,926	C. Current Transfers
20,828	19,142	28,106	27,952	D. Balance on Current Account
-10	-10	-83	-161	E. Capital Account
-11	-8	-71	-128	1. Capital Transfers
1	-1	-13	-33	2. Non-produced Non-financial Assets
-4,671	-376	-18,044	-20,091	F. Financial Account
-1,165	-175	-1,231	2,715	1. Direct Investment
8,333	-1,092	131	5,414	2. Portfolio Investment
-11,840	891	-16,943	-28,221	3. Other Investment
-10,851	-41	-6,160	-10,372	G. Errors & Omissions
5,296	18,715	3,820	-2,672	H. Overall Balance
-5,296	-18,715	-3,820	2,672	I. Reserve Assets
0	0	0	0	1. IMF Resources
-5,296	-18,715	-3,820	2,672	2. Net Change in Bank Negara Malaysia's External Reserves [Increase (-) / Decrease (+)]

JADUAL 5: KOMPONEN AKAUN SEMASA, 2000 - 2006
(RM JUTA)

Komponen/Tahun & Suku Tahun	2000	2001	2002	2003	2004	2005	2006
1. Barangan (Bersih)	79,144	69,854	72,117	97,762	104,774	128,892	137,292
1.1 Barangan - Kredit	374,033	334,326	358,504	397,969	481,903	539,420	590,018
1.2 Barangan - Debit	294,889	264,472	286,387	300,207	377,129	410,529	452,726
2. Perkhidmatan (Bersih)	-10,670	-8,366	-5,996	-15,300	-8,199	-9,612	-7,230
2.1 Perkhidmatan (Kredit)	52,971	54,929	56,536	49,876	65,022	74,274	79,488
(i) Pengangkutan	10,646	10,443	10,847	10,615	12,147	15,807	15,217
(ii) Perjalanan	19,043	26,081	27,049	22,411	31,171	33,503	38,239
(iii) Perkhidmatan Lain	22,794	17,932	18,166	16,384	21,279	24,537	25,629
(iv) Urus Niaga Kerajaan Yang Tidak Dicatat Di tempat Lain	488	473	474	466	426	428	403
2.2 Perkhidmatan (Debit)	63,641	63,295	62,532	65,176	73,221	83,886	86,718
(i) Pengangkutan	22,382	21,795	22,419	24,101	29,692	31,687	34,948
(ii) Perjalanan	7,885	9,933	9,947	10,888	12,075	14,820	15,606
(iii) Perkhidmatan Lain	32,824	31,119	29,408	29,395	30,308	36,603	35,322
(iv) Urus Niaga Kerajaan Yang Tidak Dicatat Di tempat Lain	550	448	758	793	1,147	777	842
Imbangan Barangan dan Perkhidmatan	68,474	61,488	66,121	82,462	96,575	119,280	130,062
3. Pendapatan (Bersih)	-28,909	-25,623	-25,061	-22,537	-24,402	-23,943	-17,294
3.1 Pendapatan (Kredit)	7,547	7,018	8,129	13,134	16,452	20,627	31,107
3.1.1 Pampasan Pekerja	1,301	1,395	1,653	2,201	3,047	4,313	5,007
3.1.2 Pendapatan Pelaburan	6,246	5,623	6,476	10,933	13,405	16,313	26,100
(i) Pelaburan Langsung	-843	-246	673	1,965	4,278	4,239	11,898
(ii) Pelaburan Portfolio	295	227	158	339	391	392	705
(iii) Pelaburan Lain	6,794	5,642	5,645	8,629	8,736	11,682	13,497
3.2 Pendapatan (Debit)	36,456	32,641	33,190	35,671	40,854	44,569	48,401
3.2.1 Pampasan Pekerja	2,276	2,409	2,832	3,161	4,042	4,848	5,313
3.2.2 Pendapatan Pelaburan	34,180	30,232	30,358	32,510	36,812	39,721	43,088
(i) Pelaburan Langsung	27,256	22,546	23,258	25,593	29,476	31,674	32,470
(ii) Pelaburan Portfolio	994	480	508	744	1,443	2,026	3,660
(iii) Pelaburan Lain	5,930	7,206	6,592	6,173	5,893	6,022	6,958
4. Pindahan Semasa (Bersih)	-7,313	-8,178	-10,566	-9,300	-14,871	-16,971	-16,739
4.1 Pindahan Semasa - Kredit	2,872	2,040	2,513	1,929	1,603	1,137	1,149
4.2 Pindahan Semasa - Debit	10,185	10,218	13,079	11,229	16,474	18,107	17,889
Imbangan Akaun Semasa	32,252	27,687	30,494	50,625	57,302	78,367	96,029

TABLE 5 : COMPONENTS OF THE CURRENT ACCOUNT, 2000 - 2006
(RM MILLION)

Q1/00	Q2/00	Q3/00	Q4/00	Q1/01	Q2/01	Components/Year & Quarter
20,476	17,484	19,859	21,325	17,712	17,083	1. Goods (Net)
84,910	91,610	101,688	95,825	86,132	82,882	1.1 Goods - Credit
64,434	74,126	81,829	74,500	68,420	65,799	1.2 Goods - Debit
-1,849	-1,965	-3,795	-3,061	-1,645	-1,508	2. Services (Net)
12,693	13,297	13,205	13,776	15,329	14,469	2.1 Services (Credit)
2,608	2,537	2,592	2,909	2,801	2,677	(i) Transportation
4,238	5,111	4,478	5,216	7,176	7,489	(ii) Travel
5,728	5,529	6,011	5,526	5,231	4,183	(iii) Other Services
119	120	124	125	121	120	(iv) Government Transactions n.i.e
14,542	15,262	17,000	16,837	16,974	15,977	2.2 Services (Debit)
4,948	5,546	6,150	5,738	5,616	5,601	(i) Transportation
1,907	1,769	2,080	2,129	2,647	2,372	(ii) Travel
7,545	7,813	8,635	8,831	8,600	7,894	(iii) Other Services
142	134	135	139	111	110	(iv) Government Transactions n.i.e
18,627	15,519	16,064	18,264	16,067	15,575	Balance on Goods & Services
-5,460	-7,347	-7,941	-8,161	-6,888	-6,782	3. Income (Net)
1,935	1,998	2,095	1,519	1,701	1,644	3.1 Income (Credit)
360	309	314	318	350	390	3.1.1 Compensation of Employees
1,575	1,689	1,781	1,201	1,351	1,254	3.1.2 Investment Income
-9	-91	-206	-537	-197	-314	(i) Direct Investment
40	94	118	43	49	119	(ii) Portfolio Investment
1,544	1,686	1,869	1,695	1,499	1,449	(iii) Other Investment
7,395	9,345	10,036	9,680	8,589	8,426	3.2 Income (Debit)
529	561	542	644	544	685	3.2.1 Compensation of Employees
6,866	8,784	9,494	9,036	8,045	7,741	3.2.2 Investment Income
5,464	6,777	7,985	7,030	6,011	5,722	(i) Direct Investment
100	393	110	391	112	194	(ii) Portfolio Investment
1,302	1,614	1,399	1,615	1,922	1,825	(iii) Other Investment
-1,736	-1,577	-1,816	-2,184	-2,104	-2,123	4. Current Transfers (Net)
767	696	694	715	596	433	4.1 Current Transfers - Credit
2,503	2,273	2,510	2,899	2,700	2,556	4.2 Current Transfers - Debit
11,431	6,595	6,307	7,919	7,075	6,670	Balance on Current Account

JADUAL 5 (SAMB.): KOMPONEN AKAUN SEMASA, 2000 - 2006
(RM JUTA)

Komponen/Tahun & Suku Tahun	Q3/01	Q4/01	Q1/02	Q2/02	Q3/02	Q4/02
1. Barangan (Bersih)	19,030	16,029	16,726	14,901	18,101	22,389
1.1 Barangan - Kredit	82,119	83,193	82,467	87,208	93,716	95,113
1.2 Barangan - Debit	63,089	67,164	65,741	72,307	75,615	72,724
2. Perkhidmatan (Bersih)	-2,522	-2,691	-1,747	-535	-1,559	-2,155
2.1 Perkhidmatan (Kredit)	13,454	11,677	13,539	14,726	14,354	13,917
(i) Pengangkutan	2,425	2,540	2,645	2,735	2,806	2,661
(ii) Perjalanan	6,552	4,864	6,247	7,303	6,761	6,738
(iii) Perkhidmatan Lain	4,361	4,157	4,525	4,567	4,671	4,403
(iv) Urus Niaga Kerajaan Yang Tidak Dicatat Di tempat Lain	116	116	122	121	116	115
2.2 Perkhidmatan (Debit)	15,976	14,368	15,286	15,261	15,913	16,072
(i) Pengangkutan	5,223	5,355	5,135	5,665	5,869	5,750
(ii) Perjalanan	2,246	2,668	2,717	2,325	2,292	2,613
(iii) Perkhidmatan Lain	8,400	6,225	7,276	7,112	7,588	7,432
(iv) Urus Niaga Kerajaan Yang Tidak Dicatat Di tempat Lain	107	120	158	159	164	277
Imbangan Barangan dan Perkhidmatan	16,508	13,338	14,979	14,366	16,542	20,234
3. Pendapatan (Bersih)	-6,202	-5,751	-5,669	-6,504	-6,243	-6,645
3.1 Pendapatan (Kredit)	1,799	1,874	1,650	1,804	2,494	2,181
3.1.1 Pampasan Pekerja	356	299	358	411	446	438
3.1.2 Pendapatan Pelaburan	1,443	1,575	1,292	1,393	2,048	1,743
(i) Pelaburan Langsung	121	144	-104	-23	598	202
(ii) Pelaburan Portfolio	33	26	27	33	44	54
(iii) Pelaburan Lain	1,289	1,405	1,369	1,383	1,406	1,487
3.2 Pendapatan (Debit)	8,001	7,625	7,319	8,308	8,737	8,826
3.2.1 Pampasan Pekerja	575	605	644	734	688	766
3.2.2 Pendapatan Pelaburan	7,426	7,020	6,675	7,574	8,049	8,060
(i) Pelaburan Langsung	5,783	5,030	5,129	5,869	6,183	6,077
(ii) Pelaburan Portfolio	63	111	78	175	59	196
(iii) Pelaburan Lain	1,580	1,879	1,468	1,530	1,807	1,787
4. Pindahan Semasa (Bersih)	-1,951	-2,000	-2,392	-2,496	-3,291	-2,387
4.1 Pindahan Semasa - Kredit	505	506	607	627	638	641
4.2 Pindahan Semasa - Debit	2,456	2,506	2,999	3,123	3,929	3,028
Imbangan Akaun Semasa	8,355	5,587	6,918	5,366	7,008	11,202

TABLE 5 (CONT'D): COMPONENTS OF THE CURRENT ACCOUNT, 2000 - 2006
(RM MILLION)

Q1/03	Q2/03	Q3/03	Q4/03	Q1/04	Q2/04	Components/Year & Quarter
24,283	24,668	24,605	24,205	24,838	24,673	1. Goods (Net)
91,769	96,530	100,518	109,153	108,147	118,557	1.1 Goods - Credit
67,485	71,862	75,913	84,948	83,309	93,884	1.2 Goods - Debit
-2,738	-5,168	-3,916	-3,478	-965	-1,721	2. Services (Net)
12,183	9,968	12,494	15,231	16,521	16,228	2.1 Services (Credit)
2,582	2,556	2,613	2,865	2,834	3,027	(i) Transportation
6,097	3,697	5,317	7,300	7,865	7,735	(ii) Travel
3,385	3,604	4,448	4,948	5,711	5,354	(iii) Other Services
119	111	117	119	111	112	(iv) Government Transactions n.i.e
14,921	15,135	16,410	18,709	17,486	17,949	2.2 Services (Debit)
5,630	5,619	6,066	6,785	6,538	7,557	(i) Transportation
3,121	2,192	2,729	2,846	3,305	2,670	(ii) Travel
6,001	7,180	7,440	8,775	7,297	7,370	(iii) Other Services
169	145	175	304	346	351	(iv) Government Transactions n.i.e
21,545	19,500	20,689	20,727	23,873	22,952	Balance on Goods & Services
-5,360	-5,257	-5,474	-6,446	-6,263	-6,619	3. Income (Net)
3,025	3,440	3,424	3,245	3,506	3,197	3.1 Income (Credit)
545	556	574	526	722	671	3.1.1 Compensation of Employees
2,480	2,884	2,850	2,719	2,784	2,526	3.1.2 Investment Income
332	372	610	651	697	578	(i) Direct Investment
105	89	69	76	60	170	(ii) Portfolio Investment
2,043	2,423	2,171	1,992	2,027	1,778	(iii) Other Investment
8,385	8,697	8,898	9,691	9,769	9,816	3.2 Income (Debit)
823	721	763	854	925	985	3.2.1 Compensation of Employees
7,562	7,976	8,135	8,837	8,844	8,831	3.2.2 Investment Income
5,916	6,320	6,533	6,824	7,352	6,809	(i) Direct Investment
117	267	109	251	222	355	(ii) Portfolio Investment
1,529	1,389	1,493	1,762	1,270	1,667	(iii) Other Investment
-1,998	-2,291	-2,345	-2,666	-2,665	-3,515	4. Current Transfers (Net)
633	479	414	403	466	391	4.1 Current Transfers - Credit
2,631	2,770	2,759	3,069	3,131	3,905	4.2 Current Transfers - Debit
14,187	11,952	12,870	11,615	14,946	12,818	Balance on Current Account

JADUAL 5 (SAMB.): KOMPONEN AKAUN SEMASA, 2000 - 2006
(RM JUTA)

Komponen/Tahun & Suku Tahun	Q3/04	Q4/04	Q1/05	Q2/05	Q3/05
1. Barangan (Bersih)	28,774	26,489	33,447	30,590	30,376
1.1 Barangan - Kredit	128,571	126,629	125,386	132,121	138,651
1.2 Barangan - Debit	99,797	100,140	91,938	101,531	108,276
2. Perkhidmatan (Bersih)	-3,949	-1,563	-2,465	-2,014	-1,645
2.1 Perkhidmatan (Kredit)	14,508	17,766	17,053	18,826	19,413
(i) Pengangkutan	2,977	3,309	3,274	4,403	4,761
(ii) Perjalanan	7,661	7,910	8,480	8,164	8,263
(iii) Perkhidmatan Lain	3,769	6,445	5,193	6,155	6,284
(iv) Urus Niaga Kerajaan Yang Tidak Dicatat Di tempat Lain	101	103	105	104	104
2.2 Perkhidmatan (Debit)	18,457	19,329	19,517	20,840	21,057
(i) Pengangkutan	7,850	7,747	7,297	7,751	8,352
(ii) Perjalanan	2,982	3,118	3,493	3,439	3,656
(iii) Perkhidmatan Lain	7,413	8,228	8,533	9,480	8,864
(iv) Urus Niaga Kerajaan Yang Tidak Dicatat Di tempat Lain	213	237	193	170	186
Imbangan Barangan dan Perkhidmatan	24,825	24,926	30,983	28,576	28,731
3. Pendapatan (Bersih)	-5,678	-5,842	-3,374	-5,185	-5,916
3.1 Pendapatan (Kredit)	4,595	5,154	6,090	4,332	5,300
3.1.1 Pampasan Pekerja	726	928	994	1,064	1,195
3.1.2 Pendapatan Pelaburan	3,869	4,226	5,095	3,268	4,105
(i) Pelaburan Langsung	1,339	1,664	2,437	59	835
(ii) Pelaburan Portfolio	68	93	63	130	157
(iii) Pelaburan Lain	2,462	2,469	2,596	3,079	3,113
3.2 Pendapatan (Debit)	10,273	10,996	9,464	9,517	11,217
3.2.1 Pampasan Pekerja	997	1,135	1,111	1,210	1,231
3.2.2 Pendapatan Pelaburan	9,276	9,861	8,352	8,307	9,986
(i) Pelaburan Langsung	7,566	7,749	6,730	6,353	8,070
(ii) Pelaburan Portfolio	273	593	211	554	406
(iii) Pelaburan Lain	1,437	1,519	1,411	1,400	1,510
4. Pindahan Semasa (Bersih)	-3,380	-5,312	-4,699	-4,788	-3,743
4.1 Pindahan Semasa - Kredit	368	378	324	350	245
4.2 Pindahan Semasa - Debit	3,748	5,690	5,023	5,138	3,988
Imbangan Akaun Semasa	15,767	13,772	22,910	18,603	19,072

TABLE 5 (CONT'D): COMPONENTS OF THE CURRENT ACCOUNT, 2000 - 2006
(RM MILLION)

Q1/06	Q2/06	Q3/06	Q4/06	Components/Year & Quarter
32,469	30,674	37,449	36,701	1. Goods (Net)
137,190	143,507	157,267	152,053	1.1 Goods - Credit
104,722	112,833	119,818	115,352	1.2 Goods - Debit
-2,359	-3,315	-413	-1,143	2. Services (Net)
18,219	17,908	21,624	21,736	2.1 Services (Credit)
2,831	2,946	5,188	4,251	(i) Transportation
9,510	9,106	9,503	10,121	(ii) Travel
5,770	5,745	6,843	7,270	(iii) Other Services
108	111	90	94	(iv) Government Transactions n.i.e
20,578	21,223	22,037	22,880	2.2 Services (Debit)
7,942	8,736	9,203	9,067	(i) Transportation
3,747	3,469	3,884	4,507	(ii) Travel
8,671	8,841	8,741	9,069	(iii) Other Services
218	177	209	238	(iv) Government Transactions n.i.e
30,110	27,359	37,036	35,557	Balance on Goods & Services
-4,572	-4,386	-4,656	-3,679	3. Income (Net)
5,352	8,138	9,167	8,450	3.1 Income (Credit)
1,236	1,271	1,232	1,268	3.1.1 Compensation of Employees
4,116	6,868	7,934	7,182	3.1.2 Investment Income
1,151	3,264	3,997	3,486	(i) Direct Investment
75	262	265	103	(ii) Portfolio Investment
2,890	3,341	3,672	3,593	(iii) Other Investment
9,925	12,524	13,823	12,129	3.2 Income (Debit)
1,266	1,295	1,355	1,398	3.2.1 Compensation of Employees
8,659	11,230	12,468	10,731	3.2.2 Investment Income
6,708	8,034	9,684	8,043	(i) Direct Investment
362	1,204	1,077	1,017	(ii) Portfolio Investment
1,589	1,992	1,707	1,671	(iii) Other Investment
-4,709	-3,831	-4,273	-3,926	4. Current Transfers (Net)
259	285	263	343	4.1 Current Transfers - Credit
4,968	4,116	4,536	4,269	4.2 Current Transfers - Debit
20,828	19,142	28,106	27,952	Balance on Current Account

JADUAL 6: KOMPONEN AKAUN MODAL & KEWANGAN DAN ASET RIZAB, 2000 - 2006
(RM JUTA)

Komponen/Tahun & Suku Tahun	2000	2001	2002	2003	2004	2005	2006
1. Akaun Modal	-	-	-	-	-	-	-264
1.1 Pindahan Modal	-	-	-	-	-	-	-217
1.1.1 Kredit	-	-	-	-	-	-	27
1.1.2 Debit	-	-	-	-	-	-	244
1.2 Aset Bukan Kewangan	-	-	-	-	-	-	-46
Bukan Pengeluaran							
1.2.1 Kredit	-	-	-	-	-	-	7
1.2.2 Debit	-	-	-	-	-	-	53
2. Akaun Kewangan	-23,848	-14,791	-11,941	-12,146	19,347	-36,991	-43,182
2.1 Pelaburan Langsung	6,694	1,091	4,935	4,194	9,739	3,749	144
2.1.1 Di Luar Negeri	-7,699	-1,014	-7,238	-5,204	-7,833	-11,647	-22,086
2.1.2 Di Malaysia	14,393	2,105	12,173	9,398	17,572	15,396	22,230
2.2 Pelaburan Portfolio	-9,395	-2,466	-6,506	4,168	32,994	-14,116	12,786
2.3 Pelaburan Lain	-21,147	-13,416	-10,370	-20,508	-23,386	-26,624	-56,112
2.3.1 Sektor Awam	3,936	7,114	4,720	-11,201	2,400	-3,149	-8,018
Kredit	11,692	17,741	13,950	8,330	10,781	7,019	3,918
Debit	7,756	10,627	9,230	19,531	8,381	10,168	11,936
2.3.2 Sektor Swasta	-25,083	-20,530	-15,090	-9,307	-25,786	-23,474	-48,094
Imbangan Akaun Modal dan Kewangan	-23,848	-14,791	-11,941	-12,146	19,347	-36,991	-43,446
3. Kesilapan & Ketinggalan	-16,580	-8,378	-3,958	1,302	7,079	-27,825	-27,424
4. Aset Rizab	8,176	-4,518	-14,595	-39,781	-83,728	-13,550	-25,158
4.1 Sumber IMF	0	0	0	0	0	0	0
4.2 Perubahan Bersih dalam Rizab Luar Negeri Bank Negara Malaysia [Bertambah (-) / [Berkurangan (+)]	8,176	-4,518	-14,595	-39,781	-83,728	-13,550	-25,158
4.2.1 Hak Pengeluaran Khas	-89	-69	-96	-101	-80	17	-9
4.2.2 Kedudukan Rizab IMF	-143	117	-122	-336	584	1,882	393
4.2.3 Emas dan Pertukaran Wang Asing	8,407	-4,567	-14,377	-39,344	-84,231	-15,449	-25,543

TABLE 6 : COMPONENTS OF THE CAPITAL & FINANCIAL ACCOUNT AND RESERVE ASSETS, 2000 - 2006
(RM MILLION)

Q1/00	Q2/00	Q3/00	04/00	Q1/01	Q2/01	Components/Year & Quarter
-	-	-	-	-	-	1. Capital Account
-	-	-	-	-	-	1.1 Capital Transfers
-	-	-	-	-	-	1.1.1 Credit
-	-	-	-	-	-	1.1.2 Debit
-	-	-	-	-	-	1.2 Non-produced Non-financial Assets
-	-	-	-	-	-	1.2.1 Credit
-	-	-	-	-	-	1.2.2 Debit
3,091	-4,605	-8,254	-14,080	-12,938	-9,298	2. Financial Account
1,778	883	1,586	2,447	984	1,142	2.1 Direct Investment
-1,969	-3,227	-1,940	-563	-1,146	-751	2.1.1 Abroad
3,747	4,110	3,526	3,010	2,130	1,893	2.1.2 In Malaysia
5,133	-6,353	-4,693	-3,482	-2,403	-919	2.2 Portfolio Investment
-3,820	865	-5,147	-13,045	-11,519	-9,521	2.3 Other Investment
-126	-388	1,630	2,820	229	1,536	2.3.1 Official Sector Credit
614	499	4,563	6,016	1,642	5,250	Debit
740	887	2,933	3,196	1,413	3,714	2.3.2 Private Sector
-3,694	1,253	-6,777	-15,865	-11,748	-11,057	
3,091	-4,605	-8,254	-14,080	-12,938	-9,298	Balance on Capital and Financial Account
-2,901	-7,478	-3,658	-2,543	-4,254	-1,392	3. Errors & Omissions
-11,621	5,488	5,605	8,704	10,117	4,020	4. Reserve Assets
0	0	0	0	0	0	4.1 IMF Resources
-11,621	5,488	5,605	8,704	10,117	4,020	4.2 Net Change in Bank Negara Malaysia's External Reserves [Increase (-) / Decrease (+)]
-4	-22	-15	-48	4	-18	4.2.1 Special Drawing Rights
56	-285	102	-16	107	39	4.2.2 IMF Reserve Position
-11,673	5,795	5,518	8,767	10,005	4,000	4.2.3 Gold and Foreign Exchange

JADUAL 6 (SAMB.): KOMPONEN AKAUN MODAL & KEWANGAN DAN ASET RIZAB, 2000 - 2006
(RM JUTA)

Komponen/Tahun & Suku Tahun	Q3/01	Q4/01	Q1/02	Q2/02	Q3/02	Q4/02
1. Akaun Modal	-	-	-	-	-	-
1.1 Pindahan Modal	-	-	-	-	-	-
1.1.1 Kredit	-	-	-	-	-	-
1.1.2 Debit	-	-	-	-	-	-
1.2 Aset Bukan Kewangan	-	-	-	-	-	-
Bukan Pengeluaran						
1.2.1 Kredit	-	-	-	-	-	-
1.2.2 Debit	-	-	-	-	-	-
2. Akaun Kewangan	4,776	2,669	3,233	-5,993	-4,090	-5,091
2.1 Pelaburan Langsung	2,363	-3,398	2,334	157	2,142	302
2.1.1 Di Luar Negeri	1,220	-337	-1,143	-2,134	-1,346	-2,615
2.1.2 Di Malaysia	1,143	-3,061	3,477	2,291	3,488	2,917
2.2 Pelaburan Portfolio	2,406	-1,550	2,856	-4,983	-1,491	-2,888
2.3 Pelaburan Lain	7	7,617	-1,957	-1,167	-4,741	-2,505
2.3.1 Sektor Awam	3,861	1,488	2,902	-839	1,386	1,271
Kredit	5,168	5,681	3,895	1,882	4,917	3,256
Debit	1,307	4,193	993	2,721	3,531	1,985
2.3.2 Sektor Swasta	-3,854	6,129	-4,859	-328	-6,127	-3,776
Imbangan Akaun Modal dan Kewangan	4,776	2,669	3,233	-5,993	-4,090	-5,091
3. Kesilapan & Ketinggalan	1,080	-3,812	-2,839	4,030	-1,536	-3,613
4. Aset Rizab	-14,211	-4,444	-7,312	-3,403	-1,382	-2,498
4.1 Sumber IMF	0	0	0	0	0	0
4.2 Perubahan Bersih dalam Rizab Luar Negeri Bank Negara Malaysia [Bertambah (-) / [Berkurangan (+)]	-14,211	-4,444	-7,312	-3,403	-1,382	-2,498
4.2.1 Hak Pengeluaran Khas	-37	-18	3	-46	-14	-39
4.2.2 Kedudukan Rizab IMF	-108	79	25	-212	58	7
4.2.3 Emas dan Pertukaran Wang Asing	-14,066	-4,505	-7,340	-3,145	-1,426	-2,466

TABLE 6 (CONT'D) : COMPONENTS OF THE CAPITAL & FINANCIAL ACCOUNT AND RESERVE ASSETS, 2000 - 2006
(RM MILLION)

Q1/03	Q2/03	Q3/03	Q4/03	Q1/04	Q2/04	Components/Year & Quarter
-	-	-	-	-	-	1. Capital Account
-	-	-	-	-	-	1.1 Capital Transfers
-	-	-	-	-	-	1.1.1 Credit
-	-	-	-	-	-	1.1.2 Debit
-	-	-	-	-	-	1.2 Non-produced Non-financial Assets
-	-	-	-	-	-	1.2.1 Credit
-	-	-	-	-	-	1.2.2 Debit
-8,225	-1,840	264	-2,345	9,619	244	2. Financial Account
-2,130	1,050	2,104	3,170	1,522	3,847	2.1 Direct Investment
-1,646	-2,063	-586	-909	-1,999	-1,592	2.1.1 Abroad
-484	3,113	2,690	4,079	3,521	5,439	2.1.2 In Malaysia
-703	-638	617	4,892	15,592	78	2.2 Portfolio Investment
-5,392	-2,252	-2,457	-10,407	-7,495	-3,681	2.3 Other Investment
-2,072	-1,118	-2,058	-5,953	-1,383	4,608	2.3.1 Official Sector Credit
1,977	832	3,284	2,237	317	6,484	Debit
4,049	1,950	5,342	8,190	1,700	1,876	2.3.2 Private Sector
-3,320	-1,134	-399	-4,454	-6,112	-8,289	
-8,225	-1,840	264	-2,345	9,619	244	Balance on Capital and Financial Account
-4,679	-1,660	957	6,685	117	-3,308	3. Errors & Omissions
-1,283	-8,452	-14,091	-15,955	-24,682	-9,754	4. Reserve Assets
0	0	0	0	0	0	4.1 IMF Resources
-1,283	-8,452	-14,091	-15,955	-24,682	-9,754	4.2 Net Change in Bank Negara Malaysia's External Reserves [Increase (-) / Decrease (+)]
-9	-23	-32	-37	-8	-4	4.2.1 Special Drawing Rights
-178	-220	-7	69	240	231	4.2.2 IMF Reserve Position
-1,096	-8,209	-14,052	-15,987	-24,913	-9,982	4.2.3 Gold and Foreign Exchange

JADUAL 6 (SAMB.): KOMPONEN AKAUN MODAL & KEWANGAN DAN ASET RIZAB, 2000 - 2006
(RM JUTA)

Komponen/Tahun & Suku Tahun	Q3/04	Q4/04	Q1/05	Q2/05	Q3/05	Q4/05
1. Akaun Modal	-	-	-	-	-	-
1.1 Pindahan Modal	-	-	-	-	-	-
1.1.1 Kredit	-	-	-	-	-	-
1.1.2 Debit	-	-	-	-	-	-
1.2 Aset Bukan Kewangan	-	-	-	-	-	-
Bukan Pengeluaran						
1.2.1 Kredit	-	-	-	-	-	-
1.2.2 Debit	-	-	-	-	-	-
2. Akaun Kewangan	-3,167	12,651	3,091	436	5,896	-46,414
2.1 Pelaburan Langsung	1,511	2,859	-353	2,817	-1,228	2,512
2.1.1 Di Luar Negeri	-2,826	-1,416	-3,077	-2,249	-3,878	-2,444
2.1.2 Di Malaysia	4,337	4,275	2,724	5,066	2,650	4,956
2.2 Pelaburan Portfolio	6,043	11,281	3,642	1,928	-3,452	-16,234
2.3 Pelaburan Lain	-10,721	-1,489	-197	-4,309	10,576	-32,693
2.3.1 Sektor Awam	-919	94	-1,571	936	-1,498	-1,017
Kredit	1,775	2,205	666	2,340	3,155	858
Debit	2,694	2,111	2,237	1,404	4,653	1,875
2.3.2 Sektor Swasta	-9,802	-1,583	1,373	-5,245	12,074	-31,676
Imbangan Akaun Modal dan Kewangan	-3,167	12,651	3,091	436	5,896	-46,414
3. Kesilapan & Ketinggalan	-984	11,252	-4,244	-8,413	-7,619	-7,549
4. Aset Rizab	-11,616	-37,675	-21,757	-10,626	-17,349	36,181
4.1 Sumber IMF	0	0	0	0	0	0
4.2 Perubahan Bersih dalam Rizab Luar Negeri Bank Negara Malaysia [Bertambah (-) / [Berkurangan (+)]	-11,616	-37,675	-21,757	-10,626	-17,349	36,181
4.2.1 Hak Pengeluaran Khas	-14	-54	7	14	-2	-2
4.2.2 Kedudukan Rizab IMF	85	27	201	373	506	802
4.2.3 Emas dan Pertukaran Wang Asing	-11,688	-37,648	-21,965	-11,013	-17,853	35,381

**TABLE 6 (CONT'D) : COMPONENTS OF THE CAPITAL & FINANCIAL ACCOUNT AND RESERVE ASSETS, 2000 - 2006
(RM MILLION)**

Q1/06	Q2/06	Q3/06	Q4/06	Components/Year & Quarter
-10	-10	-83	-161	1. Capital Account
-11	-8	-71	-128	1.1 Capital Transfers
7	10	3	7	1.1.1 Credit
18	19	73	135	1.1.2 Debit
1	-1	-13	-33	1.2 Non-produced Non-financial Assets
7	0	0	0	1.2.1 Credit
6	1	13	33	1.2.2 Debit
-4,671	-376	-18,044	-20,091	2. Financial Account
-1,165	-175	-1,231	2,715	2.1 Direct Investment
-4,907	-5,706	-6,385	-5,089	2.1.1 Abroad
3,742	5,531	5,153	7,804	2.1.2 In Malaysia
8,333	-1,092	131	5,414	2.2 Portfolio Investment
-11,840	891	-16,943	-28,221	2.3 Other Investment
-1,082	-328	-2,536	-4,073	2.3.1 Official Sector
932	1,062	527	1,397	Credit
2,013	1,390	3,063	5,470	Debit
-10,758	1,219	-14,407	-24,148	2.3.2 Private Sector
-4,681	-386	-18,127	-20,252	Balance on Capital and Financial Account
-10,851	-41	-6,160	-10,372	3. Errors & Omissions
-5,296	-18,715	-3,820	2,672	4. Reserve Assets
0	0	0	0	4.1 IMF Resources
-5,296	-18,715	-3,820	2,672	4.2 Net Change in Bank Negara Malaysia's External Reserves [Increase (-) / Decrease (+)]
7	-21	-10	15	4.2.1 Special Drawing Rights
146	-22	-5	274	4.2.2 IMF Reserve Position
-5,449	-18,672	-3,805	2,383	4.2.3 Gold and Foreign Exchange