

KATA PENGANTAR

Laporan ini memaparkan anggaran imbangan pembayaran suku tahunan Malaysia bagi **suku tahun ketiga, 2009**. Anggaran tahunan dan suku tahunan bagi tahun 2006, 2007 dan 2008 juga dimuatkan di dalam penerbitan ini.

Anggaran yang dibentang telah disusun berdasarkan garis panduan yang terkandung dalam Manual Imbangan Pembayaran Edisi kelima (*BPM5*) oleh Tabung Kewangan Antarabangsa (*IMF*).

Untuk memudahkan lagi kefahaman, nota teknikal yang antara lain meliputi skop, liputan, rangka, konsep dan definisi bagi anggaran tersebut ada dimuatkan di dalam laman web kami (www.statistics.gov.my). Diharap nota berkenaan akan memberi manfaat kepada para pengguna.

Saya ingin merakamkan penghargaan kepada semua pihak yang telah memberikan kerjasama dan bantuan dalam membekalkan data yang diperlukan. Ulasan dan cadangan ke arah memperbaiki lagi laporan ini pada masa-masa hadapan amatlah dihargai.

DATO' HJH. WAN RAMLAH BT. WAN ABD. RAOF

Ketua Perangkawan

Malaysia

Disember, 2009

PREFACE

*This report presents quarterly balance of payments estimates for Malaysia for the **third quarter of 2009**. Quarterly and annual estimates for the years 2006, 2007 and 2008 are also presented.*

The compilation of the estimates is based on the guidelines of the fifth edition of the Balance of Payments Manual (BPM5) of the International Monetary Fund (IMF).

To facilitate greater understanding, technical notes relating to the scope, coverage, frame, concepts and definitions of the estimates is available at our web site (www.statistics.gov.my). It is hoped that users will find these notes useful.

I wish to express our appreciation to all parties concerned for their co-operation and assistance in providing the required data. Comments and suggestions towards improving future issues of this report would be greatly appreciated.

DATO' HJH. WAN RAMLAH BT. WAN ABD. RAOF

Chief Statistician

Malaysia

December, 2009

**JADUAL TARIKH PENGELUARAN PENERBITAN
IMBANGAN PEMBAYARAN
SUKU TAHUN, 2009**

*SCHEDULE OF RELEASE DATES FOR
BALANCE OF PAYMENTS PUBLICATION
QUARTERLY, 2009*

Suku Tahunan Rujukan
Reference Quarter

Tarikh Penerbitan
Publication Date

Suku Pertama 2009
First Quarter 2009

30 Jun 2009
30 June 2009

Suku Kedua 2009
Second Quarter 2009

TLD 30 September 2009
NLT 30 September 2009

Suku Ketiga 2009
Third Quarter 2009

TLD 31 Disember 2009
NLT 31 December 2009

Suku Keempat 2009
Fourth Quarter 2009

TLD 31 Mac 2010
NLT 31 March 2010

Nota : TLD Tidak lewat daripada
Note : NLT Not later than

Kenyataan akhbar dihantar kepada pihak media pada tarikh pengeluaran dengan masa embargo ditetapkan bagi penyiaran. Kenyataan akhbar tersebut disiarkan selepas masa embargo di laman web Jabatan Perangkaan Malaysia (<http://www.statistics.gov.my>).

A press statement is issued to the media on the date of release with a specified embargo time for release. The press statement is posted after the embargo time on the web site of the Department of Statistics, Malaysia (<http://www.statistics.gov.my>).

KANDUNGAN
CONTENTS

Muka Surat
Page Number

KATA PENGANTAR/PREFACE **i**

**JADUAL TARIKH PENGELUARAN PENERBITAN IMBANGAN PEMBAYARAN
SUKU TAHUN, 2009** **iii**
*SCHEDULE OF RELEASE DATES FOR BALANCE OF PAYMENTS PUBLICATION
QUARTERLY, 2009*

PRESTASI SUKU TAHUNAN IMBANGAN PEMBAYARAN, JULAI - SEPTEMBER, 2009 **1**
QUARTERLY PERFORMANCE BALANCE OF PAYMENTS, July - September, 2009

JADUAL-JADUAL/TABLES

1 Imbangan Pembayaran Suku Tahunan (Bersih), 2007 - 2009 **17**
Quarterly Balance of Payments (Net), 2007 - 2009

2 Komponen Akaun Semasa, 2007 - 2009 **18**
Components of the Current Account, 2007 - 2009

**3 Komponen Akaun Modal & Kewangan dan
Aset Rizab, 2007 - 2009** **19**
*Components of The Capital & Financial Account and
Reserve Assets, 2007 - 2009*

JADUAL-JADUAL SIRI MASA/TIME SERIES TABLES

4 Imbangan Pembayaran Suku Tahunan (Bersih), 2000 - 2006 **24**
Quarterly Balance of Payments (Net), 2000 - 2006

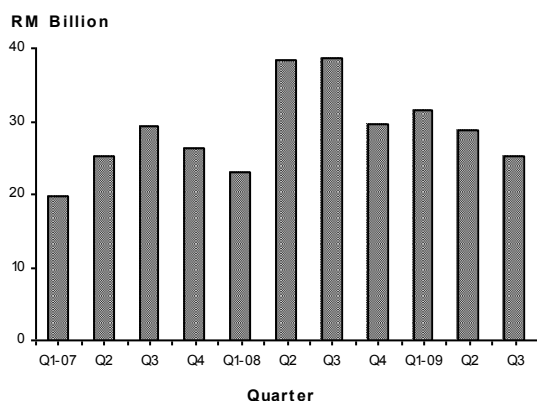
5 Komponen Akaun Semasa, 2000 - 2006 **30**
Components of the Current Account, 2000 - 2006

**6 Komponen Akaun Modal & Kewangan dan
Aset Rizab, 2000 - 2006** **36**
*Components of The Capital & Financial Account and
Reserve Assets, 2000 - 2006*

QUARTERLY PERFORMANCE BALANCE OF PAYMENTS JULY—SEPTEMBER, 2009

CURRENT ACCOUNT BALANCE

Current Account Balance 2007 - 2009



In the third quarter 2009, the current account balance recorded a lower surplus of RM25.3 billion (equivalent to 14.6% of GDP), a decrease of RM3.5 billion (-12.2%), from that of RM28.8 billion a quarter ago. The decline was attributable to a higher leakage on current transfers by RM2.8 billion (-71.8%) to RM6.7 billion (Q2 2009: -RM3.9 billion) and lower surplus on services by RM921.0 million or 90.0% to RM99.0 million (Q2 2009: RM1.0 billion).

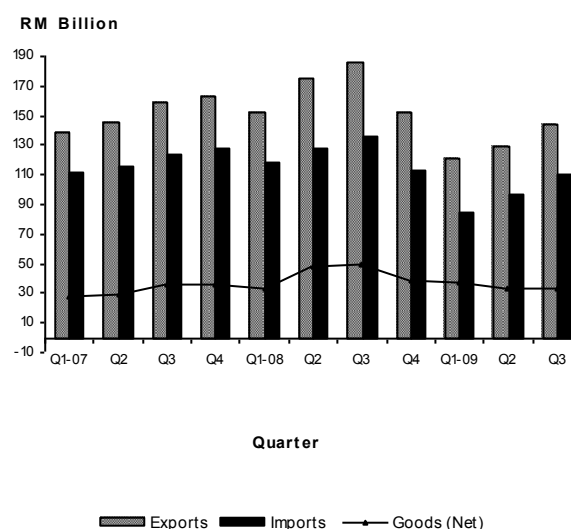
Year-on-year, the surplus in current account declined by RM13.3 billion or 34.5% from that of RM38.6 billion in Q3 2008 to RM25.3 billion. This was in tandem with lower surplus on goods of RM33.4 billion, which decreased by RM16.3 billion or 32.8% from RM49.7 billion in Q3 2008, coupled with higher net payment on current transfers by RM2.2 billion to RM6.7 billion (Q3 2008: -RM4.5 billion). Meanwhile, income account posted lower net outlay amounting to RM1.6 billion (Q3 2008: -RM5.4 billion) and services account showed a turnaround to a net receipt of RM99.0 million (Q3 2008: -RM1.1 billion).

For the first three quarters of this year, the current account balance recorded RM85.4 billion, decreased by RM14.5 billion (-14.5%) from RM99.9 billion posted in the same period of 2008, attributed mainly by:-

- Goods
 - from RM131.7 billion to RM103.6 billion; and
- Current transfers
 - from -RM13.5 billion to -RM14.7 billion.

Goods Account

Goods Account 2007 - 2009



In the quarter under review, the surplus on goods of RM33.4 billion experienced nominal increase of RM309.0 million or 0.9% from RM33.1 billion registered last quarter. This was mainly driven by rises in exports f.o.b. RM144.0 billion contributed by electrical & electronics, palm oil & palm oil based products and crude petroleum. Meanwhile, the increase on imports f.o.b. by 14.9% to RM110.5 billion was mainly attributed to

QUARTERLY PERFORMANCE BALANCE OF PAYMENTS JULY—SEPTEMBER, 2009

intermediate goods. The top trading partner countries were China, Singapore, USA and Japan.

Year-on-year, the surplus on goods receded by 32.8% to RM33.4 billion, from RM49.7 billion recorded in the corresponding period of last year. Both exports f.o.b. and imports f.o.b. decreased by RM41.4 billion (-22.3%) and RM25.2 billion (-18.6%), respectively.

For the period January - September 2009, the fall in both exports f.o.b. and imports f.o.b. by RM117.8 billion (-23.0%) and RM89.7 billion (-23.5%), had resulted a lower surplus on goods to RM103.6 billion, from RM131.7 billion recorded in the corresponding period of last year. The cumulative exports f.o.b. in the first nine months totalled RM395.0 billion while imports f.o.b. was RM291.4 billion.

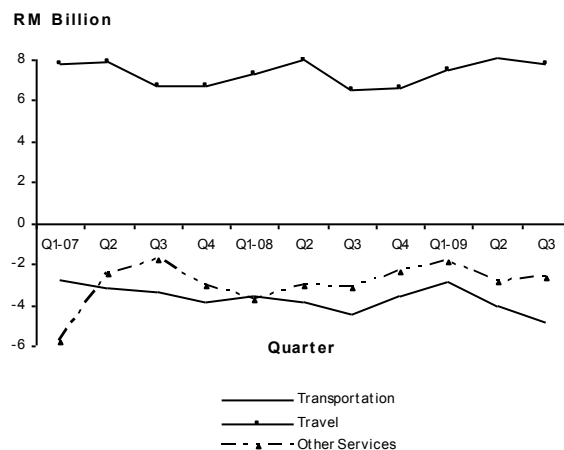
Services Account

The net receipt in the services account reduced to RM99.0 million from that of RM1.0 billion registered previously. This was mainly due to:

- transportation
 - higher net payments amounting to RM4.8 billion (Q2 2009: -RM4.0 billion); and
- travel
 - lower net receipts of RM7.8 billion (Q2 2009: RM8.1 billion).

However, net payments on other services improved marginally to RM2.7 billion (RM176.0 million or 6.9%) from RM2.9 billion previously.

Services Account by Main Components 2007 - 2009



Year-on-year, the services account reversed to a net receipt of RM99.0 million from a net payment of RM1.1 billion posted last year. This was attributable to higher net receipts on travel amounting to RM7.8 billion (Q3 2008: RM6.5 billion), coupled with lower deficit on other services which recorded RM2.7 billion (Q3 2008: -RM3.2 billion). In the mean time, transportation recorded higher net payments of RM4.8 billion (Q3 2008: -RM4.4 billion).

In the first nine months of 2009, the services account switched to RM3.6 billion from -RM256.0 million recorded during the same period of 2008. Such reversal was attributed to lower net payments on other services by RM2.4 billion (24.0%) to RM7.6 billion from RM10.0 billion, as well as higher net receipts on travel by RM1.5 billion (6.8%) to RM23.4 billion.

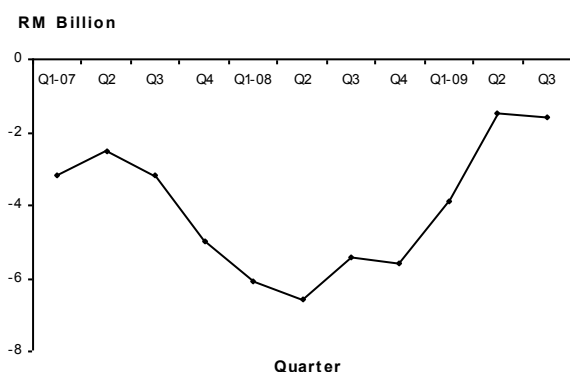
Income Account

The income account recorded higher net outlay of RM1.6 billion from that of RM1.5 billion posted last quarter. This was due to higher net outlay on

QUARTERLY PERFORMANCE BALANCE OF PAYMENTS JULY—SEPTEMBER, 2009

investment income amounting RM1.2 billion (Q2 2009: -RM1.1 billion). Nevertheless, the deficit on compensation of employees shrank to RM347.0 million (Q2 2009: -RM430.0 million).

Income Account 2007 - 2009



The net outlay on investment income was primarily reflected in both direct and portfolio investments which recorded RM3.5 billion (Q2 2009: -RM2.8 billion) and RM2.0 billion (Q2 2009: -RM1.7 billion), respectively. On the contrary, income on other investment had recorded higher surplus of RM945.0 million (26.5%) to RM4.3 billion (Q2 2009: RM3.4 billion).

Such net outlay of direct investment income was due to foreign direct investment (FDI) of RM10.5 billion (Q2 2009: RM8.1 billion), which managed to offset higher income receipt of direct investment abroad (DIA) amounting to RM7.0 billion (Q2 2009: RM5.3 billion). The quarter under review saw the rise of both DIA and FDI income due to better reinvested earnings. Such income on FDI was generated from three major sectors namely; manufacturing (47.9%), mining (27.1%) and financial & insurance (15.1%). Meanwhile, the DIA income was sourced mainly

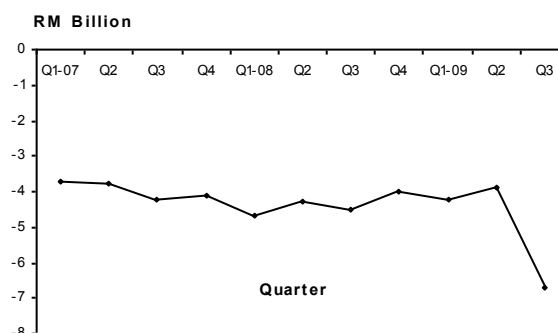
from mining (74.0%), agriculture (9.2%) and financial & insurance (4.9%).

Year-on-year, net outlay in income account decreased substantially by RM3.8 billion or 70.4% from RM5.4 billion to RM1.6 billion, mainly due to lower net outlay on investment income of RM1.2 billion (Q3 2008: -RM5.3 billion). The lower net outlay of direct investment income (+56.3%) mostly contributed to this scenario.

In the first three quarter of 2009, the net outlay on income account contracted by RM11.1 billion (61.3%) to RM7.0 billion from that of RM18.1 billion in the corresponding period of 2008. This was due to smaller net outlay on investment income of RM6.0 billion from RM17.7 billion in the same period of 2008.

Current Transfers

**Current Transfers
2007 - 2009**



The net payments on current transfers widened by RM2.8 billion (71.8%) to RM6.7 billion from that of RM3.9 billion in the previous quarter. Year-on-year, the similar trend occurred whereby net payments on current transfers widened by

QUARTERLY PERFORMANCE

BALANCE OF PAYMENTS JULY—SEPTEMBER, 2009

RM2.2 billion (48.9%) from RM4.5 billion a year ago. Meanwhile, the first nine months of the year saw the current transfers net payments rose by RM1.2 billion (8.9%) to RM14.7 billion from that of RM13.5 billion in the same period of last year.

CAPITAL ACCOUNT

The capital account showed a lower net outflow amounting to RM29.0 million from that of RM36.0 million posted in the previous quarter. This was attributed to lower net outflow on non-produced non-financial assets of RM10.0 million (Q2 2009: -RM20.0 million), which managed to offset the higher net outflow on capital transfers of RM19.0 million (Q2 2009: -RM16.0 million).

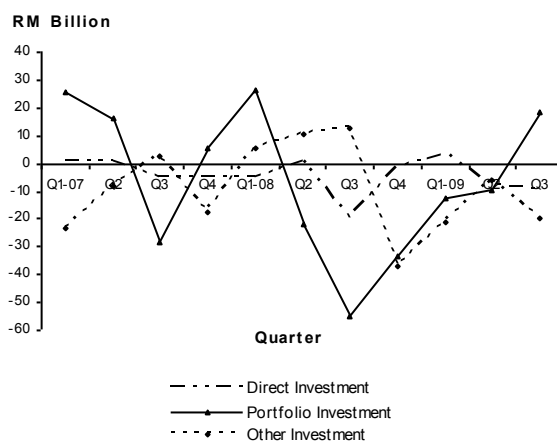
Year-on-year, the capital account recorded lower net outflow by RM88.0 million to RM29.0 million from RM117.0 million last year. Meanwhile, during January - September 2009, the capital account switched to a net outflow of RM129.0 million from a net inflow of RM646.0 million in 2008, mainly due to reversal of non-produced non-financial assets to an outflow of RM56.0 million from an inflow of RM785.0 million attained in same period of last year.

FINANCIAL ACCOUNT

The net outflow in financial account improved by RM13.1 billion (54.1%) to post RM11.1 billion (Q2 2009: -RM24.2 billion). This was attributed primarily to a switch in portfolio investment to a net inflow of RM18.6 billion from a net outflow of RM9.9 billion posted in the preceding quarter. On the contrary, other investment recorded

higher outflow to RM19.9 billion from RM6.2 billion. Likewise, direct investment recorded a higher net outflow amounting to RM9.7 billion compared to RM8.1 billion previously.

Financial Account by Main Components 2007 - 2009



Year-on-year, the financial account recorded a significant lower net outflow by RM50.9 billion (82.1%) to RM11.1 billion as compared to RM62.0 billion experienced in the corresponding period of 2008. This was mainly emanated to a turnaround in portfolio investment to an inflow of RM18.6 billion from an outflow of RM55.3 billion.

Cumulatively, the financial account recorded a higher net outflow of RM65.0 billion (2008: -RM46.7 billion). This was reflected by the swing on other investment to an outflow of RM46.9 billion from an inflow of RM29.1 billion. Whilst, both portfolio and direct investment showed lower outflows of RM47.7 billion and RM10.0 billion to post at RM3.5 billion (2008: -RM51.2 billion) and RM14.6 billion (2008: -RM24.6 billion), respectively.

QUARTERLY PERFORMANCE BALANCE OF PAYMENTS JULY—SEPTEMBER, 2009

Direct Investment

Direct investment recorded a net outflow whereby:

- **DIA** - a higher net outflow of RM13.3 billion from RM9.0 billion registered previously, of which equity capital, reinvested earnings and other capital constituted RM4.4 billion, RM5.3 billion and RM3.6 billion, respectively. The investments were largely reflected in mining (RM6.0 billion), financial & insurance (RM3.8 billion) and information & communication (RM1.8 billion).
- **FDI** - a higher net inflow of RM3.6 billion; increased by RM2.7 billion from RM863.0 million previously, of which equity capital, reinvested earnings and other capital constituted RM773.6 million, RM1.7 billion and RM1.1 billion, respectively. The investments were mainly channeled to manufacturing (RM1.9 billion), financial & insurance (RM1.6 billion) and information & communication (RM523.1 million).

Meanwhile, for the first nine months, both DIA and FDI recorded a lower investment of RM21.8 billion (2008: RM44.6 billion) and RM7.2 billion (2008: RM20.0 billion), respectively.

Portfolio Investment

Portfolio investment reversed to a net inflow of RM18.6 billion from a net outflow of RM9.9 billion a quarter ago. This was mainly due to new issuance of debt securities by Malaysian Multi National Corporations (MNCs). Year-on-year, portfolio investment switched to a net inflow of RM18.6 billion from a net outflow of RM55.3 billion posted last year.

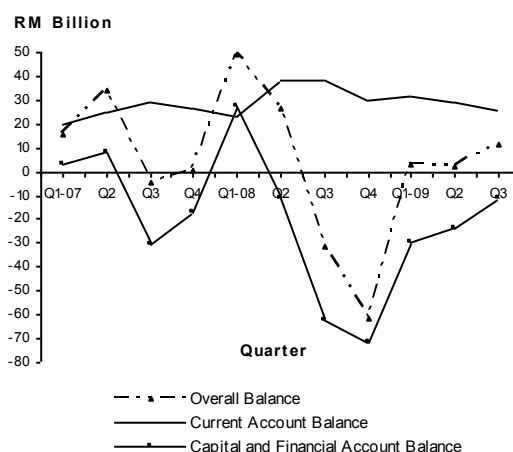
Other Investment

Other investment recorded a higher net outflow of RM19.9 billion compared to RM6.2 billion posted a quarter ago following substantial outflow of private investments of RM25.9 billion against RM5.5 billion last quarter.

Year-on-year, other investment recorded a turnaround to an outflow of RM19.9 billion from an inflow of RM12.9 billion attained in the same period of 2008. Such situation was underpinned by a reversal of private investments from an inflow of RM15.6 billion to an outflow of RM25.9 billion. In the mean time, for the first nine months of the year, other investment switched to an outflow of RM46.9 billion from an inflow of RM29.1 billion, mainly attributed to private investments.

OVERALL BALANCE

Balance of Payments 2007 - 2009



In the current quarter, the overall balance recorded a larger surplus of RM11.5 billion (+RM9.4 billion) compared to RM2.1 billion in

QUARTERLY PERFORMANCE

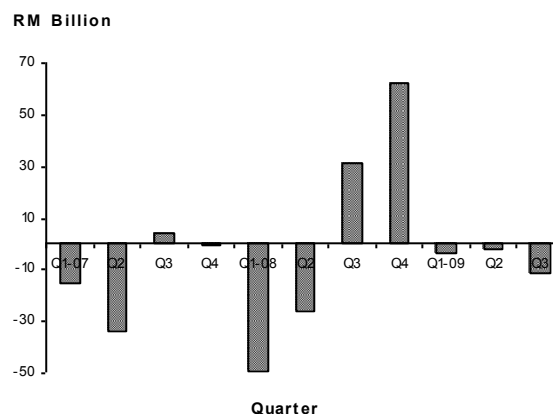
BALANCE OF PAYMENTS JULY—SEPTEMBER, 2009

Q2 2009. The current account remained positive albeit with a lower surplus, while the net outflow on financial account showed an improvement of RM13.1 billion (+54.1%) to post -RM11.1 billion (Q2 2009: -RM24.2 billion). The surplus in current account was partly utilised by the economy as indicated by the investment net outflows in financial account. Whilst, the international reserves held by Bank Negara Malaysia increased by RM11.5 billion (Q2 2009: RM2.1 billion). Consequently, this had resulted in errors & omission of -RM2.7 billion (Q2 2009: -RM2.4 billion).

Year-on-year, the overall balance showed a turnaround to an inflow of RM11.5 billion from an outflow of RM31.5 billion. This was due to lower net outflow on financial account of RM11.1 billion compared to RM62.0 billion recorded in the same quarter of 2008.

For the period of January – September, 2009, saw the overall balance recorded a lower surplus of RM16.9 billion, compared to RM43.6 billion posted in last year. Correspondingly, the current account registered a surplus of RM85.4 billion (equivalent to 17.4% of GDP) as against RM99.9 billion (equivalent to 17.8% of GDP) in 2008, a decrease of RM14.5 billion while financial account recorded a higher net outflow of RM65.0 billion (2008: -RM46.7 billion). Meanwhile, the international reserves held by Bank Negara Malaysia increased by RM16.9 billion relative to RM43.6 billion in 2008.

Reserve Assets 2007 - 2009



JADUAL 1 MALAYSIA - IMBANGAN PEMBAYARAN SUKU TAHUNAN (BERSIH), 2007 - 2009

TABLE 1 MALAYSIA - QUARTERLY BALANCE OF PAYMENTS (NET), 2007 - 2009

RM Juta/Million

Perkara/Item	Tahun/ Year					Suku Tahun Berakhir/ Quarter Ended											
	2007 r	2008 r	2007 r	2008 r	2009 p	2007 r				2008 r				2009 p			
			(Jan. - Sep.)			Mac	Jun	Sep.	Dis.	Mac	Jun	Sep.	Dis.	Mac	Jun	Sep.	
A. Barangan dan Perkhidmatan/Goods and Services	130,047	170,715	94,618	131,477	107,201	26,465	31,374	36,779	35,429	33,752	49,168	48,557	39,238	39,499	34,157	33,545	
1. Barangan/Goods	127,673	170,552	91,789	131,733	103,552	27,292	29,192	35,305	35,884	33,841	48,188	49,704	38,820	36,970	33,137	33,446	
2. Perkhidmatan/Services	2,373	163	2,829	-256	3,649	-827	2,181	1,474	-455	-89	980	-1,147	418	2,529	1,020	99	
2.1 Pengangkutan/Transportation	-13,173	-15,401	-9,349	-11,771	-11,690	-2,803	-3,162	-3,383	-3,824	-3,629	-3,766	-4,377	-3,630	-2,867	-3,986	-4,838	
2.2 Perjalanan/Travel	29,115	28,515	22,453	21,870	23,374	7,828	7,892	6,732	6,662	7,339	7,990	6,541	6,645	7,470	8,072	7,832	
2.3 Perkhidmatan lain/Other Services	-13,178	-12,376	-10,085	-9,965	-7,604	-5,812	-2,480	-1,793	-3,092	-3,681	-3,107	-3,178	-2,411	-1,938	-2,921	-2,745	
2.4 Urus Niaga Kerajaan Yang Tidak Dicatat Di tempat Lain/ Government Transactions n.i.e	-390	-576	-190	-389	-431	-39	-69	-82	-201	-118	-138	-133	-187	-137	-145	-150	
B. Pendapatan/Income	-13,893	-23,707	-8,874	-18,149	-7,041	-3,165	-2,497	-3,213	-5,019	-6,121	-6,599	-5,429	-5,559	-3,926	-1,537	-1,578	
1. Pampasan Pekerja/Compensation of employees	-600	-731	-343	-492	-1,062	-161	-80	-101	-257	-188	-147	-157	-238	-286	-430	-347	
2. Pendapatan Pelaburan/Investment Income	-13,294	-22,977	-8,532	-17,656	-5,980	-3,004	-2,416	-3,112	-4,762	-5,933	-6,452	-5,271	-5,321	-3,640	-1,108	-1,232	
C. Pindahan Semasa/Current Transfers	-15,743	-17,495	-11,675	-13,459	-14,721	-3,686	-3,807	-4,182	-4,069	-4,675	-4,253	-4,531	-4,035	-4,152	-3,860	-6,709	
D. Imbangan Akaun Semasa/Balance on Current Account (A+B+C)	100,410	129,513	74,069	99,869	85,438	19,614	25,070	29,384	26,341	22,956	38,316	38,598	29,644	31,421	28,759	25,258	
E. Akaun Modal/Capital Account	-95	592	-58	646	-129	-13	-21	-24	-38	800	-36	-117	-54	-64	-36	-29	
1. Pindahan Modal/Capital Transfers	-71	-164	-47	-139	-73	-4	-22	-21	-25	-18	-20	-100	-25	-38	-16	-19	
2. Aset Bukan Kewangan Bukan Pengeluaran/ Non-produced Non-financial Assets	-24	756	-11	785	-56	-9	0	-3	-13	818	-16	-17	-29	-26	-20	-10	
F. Akaun Kewangan/Financial Account	-37,710	-118,501	-20,447	-46,662	-65,033	2,760	7,680	-30,887	-17,263	26,459	-11,097	-62,024	-71,839	-29,758	-24,198	-11,078	
1. Pelaburan Langsung/Direct Investment	-9,142	-26,058	-4,120	-24,603	-14,625	749	82	-4,951	-5,022	-5,154	177	-19,626	-1,455	3,195	-8,101	-9,719	
2. Pelaburan Portfolio/Portfolio Investment	18,355	-84,377	12,775	-51,167	-3,507	25,578	15,929	-28,732	5,580	26,080	-21,959	-55,288	-33,210	-12,153	-9,933	18,580	
3. Pelaburan Lain/Other Investment	-46,923	-8,066	-29,102	29,108	-46,902	-23,567	-8,331	2,796	-17,821	5,532	10,685	12,891	-37,174	-20,799	-6,163	-19,939	
G. Kesilapan & Ketinggalan/Errors & Omissions	-17,309	-29,854	-8,566	-10,222	-3,420	-6,852	1,115	-2,829	-8,743	-1,272	-970	-7,980	-19,632	1,665	-2,391	-2,693	
H. Imbangan Keseluruhan/Overall Balance (D+E+F+G)	45,296	-18,250	44,999	43,632	16,857	15,510	33,844	-4,355	297	48,942	26,213	-31,524	-61,881	3,265	2,134	11,458	
I. Aset Rizab/Reserve Assets	-45,296	18,250	-44,999	-43,632	-16,857	-15,510	-33,844	4,355	-297	-48,942	-26,213	31,524	61,881	-3,265	-2,134	-11,458	
1. Sumber IMF/IMF Resources	0	0	0	0	0	0	0	0	0	0	0	0	0	0	0	0	
2. Perubahan Bersih dalam Rizab Luar Negeri Bank Negara Malaysia [Bertambah (-) / Berkurangan (+)]/ Net Change in Bank Negara Malaysia's External Reserves [Increase (-) / Decrease (+)]	-45,296	18,250	-44,999	-43,632	-16,857	-15,510	-33,844	4,355	-297	-48,942	-26,213	31,524	61,881	-3,265	-2,134	-11,458	

f Muktamad/Final r Disemak/Revised p Permulaan/Preliminary

JADUAL 2 MALAYSIA - KOMPONEN AKAUN SEMASA, 2007 - 2009

TABLE 2 MALAYSIA - COMPONENTS OF THE CURRENT ACCOUNT, 2007 - 2009

RM Juta/Million

Perkara/Item	Tahun/ Year					Suku Tahun Berakhir/ Quarter Ended											
	2007 r	2008 r	2007 r	2008 r	2009 p	2007 r				2008 r				2009 p			
			(Jan. - Sep.)			Mac	Jun	Sep.	Dis.	Mac	Jun	Sep.	Dis.	Mac	Jun	Sep.	
1. Barangan - Bersih/Goods - Net	127,673	170,552	91,789	131,733	103,552	27,292	29,192	35,305	35,884	33,841	48,188	49,704	38,820	36,970	33,137	33,446	
1.1 Barangan - Kredit/Goods - Credit	605,916	664,325	442,303	512,825	394,972	138,465	145,120	158,717	163,613	152,014	175,421	185,390	151,501	121,653	129,344	143,974	
1.2 Barangan - Debit/Goods - Debit	478,243	493,773	350,514	381,092	291,420	111,174	115,928	123,412	127,729	118,174	127,233	135,686	112,681	84,683	96,208	110,529	
2. Perkhidmatan - Bersih/Services - Net	2,373	163	2,829	-256	3,649	-827	2,181	1,474	-455	-89	980	-1,147	418	2,529	1,020	99	
2.1 Perkhidmatan - Kredit/Services - Credit	101,240	101,045	75,166	75,026	72,706	23,435	25,703	26,029	26,074	23,767	25,928	25,330	26,019	23,862	24,123	24,721	
(i) Pengangkutan/Transportation	24,582	22,495	18,330	17,278	10,863	5,835	6,172	6,323	6,253	5,494	5,977	5,808	5,216	3,515	3,523	3,825	
(ii) Perjalanan/Travel	48,289	50,961	36,154	37,757	39,505	12,175	12,487	11,492	12,135	12,330	12,990	12,438	13,204	12,398	13,502	13,604	
(iii) Perkhidmatan Lain/Other Services	28,068	27,463	20,425	19,898	22,244	5,334	6,949	8,142	7,643	5,913	6,935	7,051	7,565	7,921	7,060	7,262	
(iv) Urus Niaga Kerajaan Yang Tidak Dicatat Di tempat Lain/ Government Transactions n.i.e	301	126	258	92	94	91	95	72	44	31	27	33	35	27	37	30	
2.2 Perkhidmatan - Debit/Services - Debit	98,867	100,882	72,338	75,281	69,057	24,261	23,522	24,555	26,529	23,856	24,948	26,477	25,601	21,332	23,103	24,622	
(i) Pengangkutan/Transportation	37,755	37,895	27,678	29,049	22,554	8,639	9,334	9,706	10,077	9,123	9,742	10,184	8,846	6,382	7,509	8,663	
(ii) Perjalanan/Travel	19,174	22,446	13,702	15,887	16,130	4,347	4,595	4,760	5,473	4,991	5,000	5,897	6,559	4,928	5,430	5,773	
(iii) Perkhidmatan Lain/Other Services	41,246	39,839	30,510	29,864	29,847	11,146	9,429	9,935	10,735	9,594	10,041	10,229	9,976	9,859	9,982	10,007	
(iv) Urus Niaga Kerajaan Yang Tidak Dicatat Di tempat Lain/ Government Transactions n.i.e	691	702	447	481	526	130	164	154	244	149	165	166	221	164	182	180	
Imbangan Barangan dan Perkhidmatan/ Balance on Goods & Services	130,047	170,715	94,618	131,477	107,201	26,465	31,374	36,779	35,429	33,752	49,168	48,557	39,238	39,499	34,157	33,545	
3. Pendapatan - Bersih/Income - Net	-13,893	-23,707	-8,874	-18,149	-7,041	-3,165	-2,497	-3,213	-5,019	-6,121	-6,599	-5,429	-5,559	-3,926	-1,537	-1,578	
3.1 Pendapatan - Kredit/Income - Credit	38,840	39,930	28,215	33,154	29,500	7,597	9,345	11,274	10,625	9,939	12,551	10,664	6,777	6,438	10,409	12,653	
3.1.1 Pampasan Pekerja/Compensation of employees	5,372	4,421	4,128	3,385	2,999	1,279	1,429	1,420	1,245	1,121	1,097	1,167	1,037	1,034	1,017	949	
3.1.2 Pendapatan Pelaburan/Investment Income	33,468	35,509	24,088	29,769	26,501	6,317	7,916	9,854	9,380	8,818	11,454	9,497	5,740	5,404	9,392	11,705	
(i) Pelaburan Langsung/Direct Investment	14,743	15,482	10,733	14,020	12,564	2,481	3,722	4,530	4,010	3,354	6,773	3,894	1,462	224	5,340	7,001	
(ii) Pelaburan Portfolio/Portfolio Investment	516	820	371	685	454	84	119	167	145	75	390	221	134	89	252	113	
(iii) Pelaburan Lain/Other Investment	18,209	19,207	12,984	15,064	13,482	3,752	4,075	5,157	5,225	5,389	4,292	5,383	4,143	5,091	3,801	4,590	
3.2 Pendapatan - Debit/Income - Debit	52,733	63,638	37,090	51,302	36,541	10,762	11,842	14,487	15,644	16,060	19,150	16,093	12,335	10,364	11,947	14,231	
3.2.1 Pampasan Pekerja/Compensation of employees	5,972	5,152	4,470	3,877	4,061	1,440	1,509	1,521	1,502	1,309	1,244	1,325	1,275	1,320	1,447	1,295	
3.2.2 Pendapatan Pelaburan/Investment Income	46,761	58,486	32,620	47,425	32,480	9,321	10,333	12,966	14,142	14,751	17,906	14,768	11,061	9,044	10,500	12,936	
(i) Pelaburan Langsung/Direct Investment	33,733	45,799	23,020	37,247	24,709	6,243	7,232	9,545	10,713	11,201	14,187	11,859	8,552	6,078	8,106	10,524	
(ii) Pelaburan Portfolio/Portfolio Investment	6,358	10,650	4,507	8,621	6,663	1,156	1,789	1,562	1,852	3,112	3,196	2,312	2,030	2,576	1,957	2,131	
(iii) Pelaburan Lain/Other Investment	6,670	2,036	5,093	1,558	1,109	1,922	1,312	1,859	1,577	438	523	597	479	390	437	281	
4. Pindahan Semasa - Bersih/Current Transfers - Net	-15,743	-17,495	-11,675	-13,459	-14,721	-3,686	-3,807	-4,182	-4,069	-4,675	-4,253	-4,531	-4,035	-4,152	-3,860	-6,709	
4.1 Pindahan Semasa - Kredit/Current Transfers - Credit	1,444	1,410	1,201	884	1,036	456	373	372	243	292	320	273	526	438	272	325	
4.2 Pindahan Semasa - Debit/Current Transfers - Debit	17,187	18,905	12,876	14,344	15,757	4,142	4,180	4,554	4,311	4,967	4,573	4,804	4,561	4,591	4,132	7,034	
Imbangan Akaun Semasa/Balance on Current Account	100,410	129,513	74,069	99,869	85,438	19,614	25,070	29,384	26,341	22,956	38,316	38,598	29,644	31,421	28,759	25,258	

f Muktamad/Final r Disemak/Revised p Permulaan/Preliminary

JADUAL 3 MALAYSIA - KOMPONEN AKAUN MODAL & KEWANGAN DAN ASET RIZAB, 2007 - 2009

TABLE 3 MALAYSIA - COMPONENTS OF THE CAPITAL & FINANCIAL ACCOUNT AND RESERVE ASSETS, 2007 - 2009

RM Juta/Million

Perkara/Item	Tahun/ Year					Suku Tahun Berakhir/ Quarter Ended											
	2007 r	2008 r	2007 r	2008 r	2009 p	2007 r				2008 r				2009 p			
			(Jan. - Sep.)			Mac	Jun	Sep.	Dis.	Mac	Jun	Sep.	Dis.	Mac	Jun	Sep.	
1. Akaun Modal/Capital Account	-95	592	-58	646	-129	-13	-21	-24	-38	800	-36	-117	-54	-64	-36	-29	
1.1 Pindahan Modal - Bersih/Capital Transfers - Net	-71	-164	-47	-139	-73	-4	-22	-21	-25	-18	-20	-100	-25	-38	-16	-19	
1.1.1 Pindahan Modal - Kredit/Capital Transfers - Credit	48	12	38	11	10	18	5	15	10	7	1	3	2	2	3	6	
1.1.2 Pindahan Modal - Debit/Capital Transfers - Debit	120	176	85	150	83	23	27	36	35	25	21	103	27	40	19	25	
1.2 Aset Bukan Kewangan Bukan Pengeluaran - Bersih/ Non-produced Non-financial Assets - Net	-24	756	-11	785	-56	-9	0	-3	-13	818	-16	-17	-29	-26	-20	-10	
1.2.1 Aset Bukan Kewangan Bukan Pengeluaran - Kredit/ Non-produced Non-financial Assets - Credit	2	851	2	846	0	0	2	0	0	846	0	0	5	0	0	0	
1.2.2 Aset Bukan Kewangan Bukan Pengeluaran - Debit/ Non-produced Non-financial Assets - Debit	26	95	13	61	56	9	2	3	13	28	16	17	34	26	20	10	
2. Akaun Kewangan/Financial Account	-37,710	-118,501	-20,447	-46,662	-65,033	2,760	7,680	-30,887	-17,263	26,459	-11,097	-62,024	-71,839	-29,758	-24,198	-11,078	
2.1 Pelaburan Langsung/Direct Investment	-9,142	-26,058	-4,120	-24,603	-14,625	749	82	-4,951	-5,022	-5,154	177	-19,626	-1,455	3,195	-8,101	-9,719	
2.1.1 Di Luar Negeri/ Abroad	-38,224	-50,192	-28,621	-44,604	-21,812	-4,948	-11,381	-12,292	-9,603	-8,915	-15,719	-19,970	-5,588	435	-8,964	-13,283	
2.1.2 Di Malaysia/ In Malaysia	29,081	24,134	24,501	20,001	7,188	5,697	11,463	7,341	4,580	3,761	15,896	344	4,133	2,761	863	3,565	
2.2 Pelaburan Portfolio/Portfolio Investment	18,355	-84,377	12,775	-51,167	-3,507	25,578	15,929	-28,732	5,580	26,080	-21,959	-55,288	-33,210	-12,153	-9,933	18,580	
2.3 Pelaburan Lain/Other Investment	-46,923	-8,066	-29,102	29,108	-46,902	-23,567	-8,331	2,796	-17,821	5,532	10,685	12,891	-37,174	-20,799	-6,163	-19,939	
2.3.1 Sektor awam/ Official sector	-5,788	852	-4,846	-1,845	4,339	-278	-1,182	-3,386	-942	-712	1,605	-2,738	2,697	-967	-646	5,952	
Kredit/ Credit	2,960	6,680	2,279	2,696	6,868	1,108	276	895	681	207	2,189	301	3,984	207	10	6,651	
Debit/ Debit	8,748	5,828	7,125	4,541	2,529	1,386	1,458	4,281	1,623	919	584	3,038	1,287	1,174	656	699	
2.3.2 Sektor swasta/ Private sector	-41,135	-8,918	-24,256	30,953	-51,240	-23,289	-7,149	6,182	-16,879	6,244	9,081	15,628	-39,871	-19,832	-5,518	-25,891	
Imbangan Akaun Modal dan Kewangan/ Balance on Capital and Financial Account	-37,805	-117,909	-20,505	-46,016	-65,162	2,747	7,659	-30,911	-17,301	27,258	-11,133	-62,141	-71,893	-29,821	-24,234	-11,107	
3. Kesilapan & Ketinggalan/Errors & Omissions	-17,309	-29,854	-8,566	-10,222	-3,420	-6,852	1,115	-2,829	-8,743	-1,272	-970	-7,980	-19,632	1,665	-2,391	-2,693	
4. Aset Rizab/Reserve Assets	-45,296	18,250	-44,999	-43,632	-16,857	-15,510	-33,844	4,355	-297	-48,942	-26,213	31,524	61,881	-3,265	-2,134	-11,458	
4.1 Sumber IMF/IMF Resources	0	0	0	0	0	0	0	0	0	0	0	0	0	0	0	0	
4.2 Perubahan Bersih dalam Rizab Luar Negeri Bank Negara Malaysia (Bertambah (-) /Berkurangan (+)) <i>Net Change in Bank Negara Malaysia's External Reserves (Increase (-) /Decrease (+))</i>	-45,296	18,250	-44,999	-43,632	-16,857	-15,510	-33,844	4,355	-297	-48,942	-26,213	31,524	61,881	-3,265	-2,134	-11,458	
4.2.1 Hak Pengeluaran Khas/Special Drawing Rights	-4	-25	-10	-22	-6,626	7	-6	-11	6	-5	-15	-2	-4	-20	-1	-6,606	
4.2.2 Kedudukan Rizab IMF/IMF Reserve Position	176	-510	156	26	-417	11	83	62	20	-2	9	20	-536	-213	-93	-111	
4.2.3 Emas dan Pertukaran Wang Asing/ Gold and Foreign Exchange	-45,468	18,785	-45,145	-43,636	-9,814	-15,528	-33,922	4,305	-323	-48,935	-26,207	31,506	62,421	-3,032	-2,041	-4,742	

f Muktamad/Final r Disemak/Revised p Permulaan/Preliminary

**JADUAL 4: IMBANGAN PEMBAYARAN SUKU TAHUNAN (BERSIH), 2000 - 2006
(RM JUTA)**

Komponen/Tahun & Suku Tahun	2000	2001	2002	2003	2004	2005	2006
A. Barangan dan Perkhidmatan	68,474	61,488	66,121	82,462	96,575	119,280	130,062
1. Barangan	79,144	69,854	72,117	97,762	104,774	128,892	137,292
2. Perkhidmatan	-10,670	-8,366	-5,996	-15,300	-8,199	-9,612	-7,230
2.1 Pengangkutan	-11,736	-11,352	-11,572	-13,486	-17,545	-15,880	-19,731
2.2 Perjalanan	11,158	16,148	17,102	11,523	19,096	18,684	22,633
2.3 Perkhidmatan lain	-10,030	-13,187	-11,242	-13,011	-9,029	-12,066	-9,693
2.4 Urus Niaga Kerajaan Yang Tidak Dicatat Di tempat Lain	-62	25	-284	-327	-721	-350	-440
B. Pendapatan	-28,909	-25,623	-25,061	-22,537	-24,402	-23,943	-17,294
1. Pampasan Pekerja	-975	-1,014	-1,179	-960	-995	-535	-306
2. Pendapatan Pelaburan	-27,934	-24,609	-23,882	-21,577	-23,408	-23,408	-16,988
C. Pindahan Semasa	-7,313	-8,178	-10,566	-9,300	-14,871	-16,971	-16,739
D. Imbangan Akaun Semasa	32,252	27,687	30,494	50,625	57,302	78,367	96,029
E. Akaun Modal	-	-	-	-	-	-	-264
1. Pindahan Modal	-	-	-	-	-	-	-217
2. Aset Bukan Kewangan Bukan Pengeluaran	-	-	-	-	-	-	-46
F. Akaun Kewangan	-23,848	-14,791	-11,941	-12,146	19,347	-36,991	-43,182
1. Pelaburan Langsung	6,694	1,091	4,935	4,194	9,739	3,749	144
2. Pelaburan Portfolio	-9,395	-2,466	-6,506	4,168	32,994	-14,116	12,786
3. Pelaburan Lain	-21,147	-13,416	-10,370	-20,508	-23,386	-26,624	-56,112
G. Kesilapan & Ketinggalan	-16,580	-8,378	-3,958	1,302	7,079	-27,825	-27,424
H. Imbangan Keseluruhan	-8,176	4,518	14,595	39,781	83,728	13,550	25,158
I. Aset Rizab	8,176	-4,518	-14,595	-39,781	-83,728	-13,550	-25,158
1. Sumber IMF	0	0	0	0	0	0	0
2. Perubahan Bersih dalam Rizab Luar Negeri Bank Negara Malaysia [Bertambah (-) / Berkurangan (+)]	8,176	-4,518	-14,595	-39,781	-83,728	-13,550	-25,158

**TABLE 4: QUARTERLY BALANCE OF PAYMENTS (NET), 2000 - 2006
(RM MILLION)**

Q1/00	Q2/00	Q3/00	Q4/00	Q1/01	Q2/01	Components/Year & Quarter
18,627	15,519	16,064	18,264	16,067	15,575	A. Goods and Services
20,476	17,484	19,859	21,325	17,712	17,083	1. Goods
-1,849	-1,965	-3,795	-3,061	-1,645	-1,508	2. Services
-2,340	-3,009	-3,558	-2,829	-2,815	-2,924	2.1 Transportation
2,331	3,342	2,398	3,087	4,529	5,117	2.2 Travel
-1,817	-2,284	-2,624	-3,305	-3,369	-3,711	2.3 Other Services
-23	-14	-11	-14	10	10	2.4 Government Transactions n.i.e
-5,460	-7,347	-7,941	-8,161	-6,888	-6,782	B. Income
-169	-252	-228	-326	-194	-295	1. Compensation of employees
-5,291	-7,095	-7,713	-7,835	-6,694	-6,487	2. Investment Income
-1,736	-1,577	-1,816	-2,184	-2,104	-2,123	C. Current Transfers
11,431	6,595	6,307	7,919	7,075	6,670	D. Balance on Current Account
-	-	-	-	-	-	E. Capital Account
-	-	-	-	-	-	1. Capital Transfers
-	-	-	-	-	-	2. Non-produced Non-financial Assets
3,091	-4,605	-8,254	-14,080	-12,938	-9,298	F. Financial Account
1,778	883	1,586	2,447	984	1,142	1. Direct Investment
5,133	-6,353	-4,693	-3,482	-2,403	-919	2. Portfolio Investment
-3,820	865	-5,147	-13,045	-11,519	-9,521	3. Other Investment
-2,901	-7,478	-3,658	-2,543	-4,254	-1,392	G. Errors & Omissions
11,621	-5,488	-5,605	-8,704	-10,117	-4,020	H. Overall Balance
-11,621	5,488	5,605	8,704	10,117	4,020	I. Reserve Assets
0	0	0	0	0	0	1. IMF Resources
-11,621	5,488	5,605	8,704	10,117	4,020	2. Net Change in Bank Negara Malaysia's External Reserves [Increase (-) / Decrease (+)]

**JADUAL 4 (SAMB.): IMBANGAN PEMBAYARAN SUKU TAHUNAN (BERSIH), 2000 - 2006
(RM JUTA)**

Komponen/Tahun & Suku Tahun	Q3/01	Q4/01	Q1/02	Q2/02	Q3/02	Q4/02
A. Barangan dan Perkhidmatan	16,508	13,338	14,979	14,366	16,542	20,234
1. Barangan	19,030	16,029	16,726	14,901	18,101	22,389
2. Perkhidmatan	-2,522	-2,691	-1,747	-535	-1,559	-2,155
2.1 Pengangkutan	-2,798	-2,815	-2,490	-2,930	-3,063	-3,089
2.2 Perjalanan	4,306	2,196	3,530	4,978	4,469	4,125
2.3 Perkhidmatan lain	-4,039	-2,068	-2,751	-2,545	-2,917	-3,029
2.4 Urus Niaga Kerajaan Yang Tidak Dicatat Di tempat Lain	9	-4	-36	-38	-48	-162
B. Pendapatan	-6,202	-5,751	-5,669	-6,504	-6,243	-6,645
1. Pampasan Pekerja	-219	-306	-286	-323	-242	-328
2. Pendapatan Pelaburan	-5,983	-5,445	-5,383	-6,181	-6,001	-6,317
C. Pindahan Semasa	-1,951	-2,000	-2,392	-2,496	-3,291	-2,387
D. Imbangan Akaun Semasa	8,355	5,587	6,918	5,366	7,008	11,202
E. Akaun Modal	-	-	-	-	-	-
1. Pindahan Modal	-	-	-	-	-	-
2. Aset Bukan Kewangan Bukan Pengeluaran	-	-	-	-	-	-
F. Akaun Kewangan	4,776	2,669	3,233	-5,993	-4,090	-5,091
1. Pelaburan Langsung	2,363	-3,398	2,334	157	2,142	302
2. Pelaburan Portfolio	2,406	-1,550	2,856	-4,983	-1,491	-2,888
3. Pelaburan Lain	7	7,617	-1,957	-1,167	-4,741	-2,505
G. Kesilapan & Ketinggalan	1,080	-3,812	-2,839	4,030	-1,536	-3,613
H. Imbangan Keseluruhan	14,211	4,444	7,312	3,403	1,382	2,498
I. Aset Rizab	-14,211	-4,444	-7,312	-3,403	-1,382	-2,498
1. Sumber IMF	0	0	0	0	0	0
2. Perubahan Bersih dalam Rizab Luar Negeri Bank Negara Malaysia [Bertambah (-) / Berkurangan (+)]	-14,211	-4,444	-7,312	-3,403	-1,382	-2,498

TABLE 4 (CONT'D): QUARTERLY BALANCE OF PAYMENTS (NET), 2000 - 2006
(RM MILLION)

Q1/03	Q2/03	Q3/03	Q4/03	Q1/04	Q2/04	Components/Year & Quarter
21,545	19,500	20,689	20,727	23,873	22,952	A. Goods and Services
24,283	24,668	24,605	24,205	24,838	24,673	1. Goods
-2,738	-5,168	-3,916	-3,478	-965	-1,721	2. Services
-3,049	-3,063	-3,454	-3,920	-3,704	-4,529	2.1 Transportation
2,976	1,506	2,588	4,454	4,561	5,064	2.2 Travel
-2,616	-3,576	-2,992	-3,827	-1,586	-2,017	2.3 Other Services
-50	-34	-58	-185	-236	-240	2.4 Government Transactions n.i.e
-5,360	-5,257	-5,474	-6,446	-6,263	-6,619	B. Income
-278	-165	-189	-328	-203	-314	1. Compensation of employees
-5,082	-5,092	-5,285	-6,118	-6,060	-6,305	2. Investment Income
-1,998	-2,291	-2,345	-2,666	-2,665	-3,515	C. Current Transfers
14,187	11,952	12,870	11,615	14,946	12,818	D. Balance on Current Account
-	-	-	-	-	-	E. Capital Account
-	-	-	-	-	-	1. Capital Transfers
-	-	-	-	-	-	2. Non-produced Non-financial Assets
-8,225	-1,840	264	-2,345	9,619	244	F. Financial Account
-2,130	1,050	2,104	3,170	1,522	3,847	1. Direct Investment
-703	-638	617	4,892	15,592	78	2. Portfolio Investment
-5,392	-2,252	-2,457	-10,407	-7,495	-3,681	3. Other Investment
-4,679	-1,660	957	6,685	117	-3,308	G. Errors & Omissions
1,283	8,452	14,091	15,955	24,682	9,754	H. Overall Balance
-1,283	-8,452	-14,091	-15,955	-24,682	-9,754	I. Reserve Assets
0	0	0	0	0	0	1. IMF Resources
-1,283	-8,452	-14,091	-15,955	-24,682	-9,754	2. Net Change in Bank Negara Malaysia's External Reserves [Increase (-) / Decrease (+)]

JADUAL 4 (SAMB.): IMBANGAN PEMBAYARAN SUKU TAHUNAN (BERSIH), 2000 - 2006
(RM JUTA)

Komponen/Tahun & Suku Tahun	Q3/04	Q4/04	Q1/05	Q2/05	Q3/05	Q4/05
A. Barangan dan Perkhidmatan	24,825	24,926	30,983	28,576	28,731	30,991
1. Barangan	28,774	26,489	33,447	30,590	30,376	34,479
2. Perkhidmatan	-3,949	-1,563	-2,465	-2,014	-1,645	-3,488
2.1 Pengangkutan	-4,873	-4,438	-4,024	-3,348	-3,591	-4,917
2.2 Perjalanan	4,679	4,792	4,987	4,725	4,608	4,364
2.3 Perkhidmatan lain	-3,643	-1,783	-3,340	-3,325	-2,579	-2,822
2.4 Urus Niaga Kerajaan Yang Tidak Dicatat Di tempat Lain	-112	-134	-88	-66	-82	-114
B. Pendapatan	-5,678	-5,842	-3,374	-5,185	-5,916	-9,467
1. Pampasan Pekerja	-271	-207	-117	-147	-35	-236
2. Pendapatan Pelaburan	-5,407	-5,635	-3,257	-5,039	-5,881	-9,231
C. Pindahan Semasa	-3,380	-5,312	-4,699	-4,788	-3,743	-3,742
D. Imbangan Akaun Semasa	15,767	13,772	22,910	18,603	19,072	17,783
E. Akaun Modal	-	-	-	-	-	-
1. Pindahan Modal	-	-	-	-	-	-
2. Aset Bukan Kewangan Bukan Pengeluaran	-	-	-	-	-	-
F. Akaun Kewangan	-3,167	12,651	3,091	436	5,896	-46,414
1. Pelaburan Langsung	1,511	2,859	-353	2,817	-1,228	2,512
2. Pelaburan Portfolio	6,043	11,281	3,642	1,928	-3,452	-16,234
3. Pelaburan Lain	-10,721	-1,489	-197	-4,309	10,576	-32,693
G. Kesilapan & Ketinggalan	-984	11,252	-4,244	-8,413	-7,619	-7,549
H. Imbangan Keseluruhan	11,616	37,675	21,757	10,626	17,349	-36,181
I. Aset Rizab	-11,616	-37,675	-21,757	-10,626	-17,349	36,181
1. Sumber IMF	0	0	0	0	0	0
2. Perubahan Bersih dalam Rizab Luar Negeri Bank Negara Malaysia [Bertambah (-) / Berkurangan (+)]	-11,616	-37,675	-21,757	-10,626	-17,349	36,181

**TABLE 4 (CONT'D): QUARTERLY BALANCE OF PAYMENTS (NET), 2000 - 2006
(RM MILLION)**

Q1/06	Q2/06	Q3/06	Q4/06	Components/Year & Quarter
30,110	27,359	37,036	35,557	A. Goods and Services
32,469	30,674	37,449	36,701	1. Goods
-2,359	-3,315	-413	-1,143	2. Services
-5,111	-5,790	-4,015	-4,815	2.1 Transportation
5,763	5,637	5,619	5,614	2.2 Travel
-2,901	-3,097	-1,897	-1,798	2.3 Other Services
-110	-67	-119	-144	2.4 Government Transactions n.i.e
-4,572	-4,386	-4,656	-3,679	B. Income
-30	-24	-123	-129	1. Compensation of employees
-4,543	-4,362	-4,534	-3,550	2. Investment Income
-4,709	-3,831	-4,273	-3,926	C. Current Transfers
20,828	19,142	28,106	27,952	D. Balance on Current Account
-10	-10	-83	-161	E. Capital Account
-11	-8	-71	-128	1. Capital Transfers
1	-1	-13	-33	2. Non-produced Non-financial Assets
-4,671	-376	-18,044	-20,091	F. Financial Account
-1,165	-175	-1,231	2,715	1. Direct Investment
8,333	-1,092	131	5,414	2. Portfolio Investment
-11,840	891	-16,943	-28,221	3. Other Investment
-10,851	-41	-6,160	-10,372	G. Errors & Omissions
5,296	18,715	3,820	-2,672	H. Overall Balance
-5,296	-18,715	-3,820	2,672	I. Reserve Assets
0	0	0	0	1. IMF Resources
-5,296	-18,715	-3,820	2,672	2. Net Change in Bank Negara Malaysia's External Reserves [Increase (-) / Decrease (+)]

JADUAL 5: KOMPONEN AKAUN SEMASA, 2000 - 2006
(RM JUTA)

Komponen/Tahun & Suku Tahun	2000	2001	2002	2003	2004	2005	2006
1. Barangan (Bersih)	79,144	69,854	72,117	97,762	104,774	128,892	137,292
1.1 Barangan - Kredit	374,033	334,326	358,504	397,969	481,903	539,420	590,018
1.2 Barangan - Debit	294,889	264,472	286,387	300,207	377,129	410,529	452,726
2. Perkhidmatan (Bersih)	-10,670	-8,366	-5,996	-15,300	-8,199	-9,612	-7,230
2.1 Perkhidmatan (Kredit)	52,971	54,929	56,536	49,876	65,022	74,274	79,488
(i) Pengangkutan	10,646	10,443	10,847	10,615	12,147	15,807	15,217
(ii) Perjalanan	19,043	26,081	27,049	22,411	31,171	33,503	38,239
(iii) Perkhidmatan Lain	22,794	17,932	18,166	16,384	21,279	24,537	25,629
(iv) Urus Niaga Kerajaan Yang Tidak Dicatat Di tempat Lain	488	473	474	466	426	428	403
2.2 Perkhidmatan (Debit)	63,641	63,295	62,532	65,176	73,221	83,886	86,718
(i) Pengangkutan	22,382	21,795	22,419	24,101	29,692	31,687	34,948
(ii) Perjalanan	7,885	9,933	9,947	10,888	12,075	14,820	15,606
(iii) Perkhidmatan Lain	32,824	31,119	29,408	29,395	30,308	36,603	35,322
(iv) Urus Niaga Kerajaan Yang Tidak Dicatat Di tempat Lain	550	448	758	793	1,147	777	842
Imbangan Barangan dan Perkhidmatan	68,474	61,488	66,121	82,462	96,575	119,280	130,062
3. Pendapatan (Bersih)	-28,909	-25,623	-25,061	-22,537	-24,402	-23,943	-17,294
3.1 Pendapatan (Kredit)	7,547	7,018	8,129	13,134	16,452	20,627	31,107
3.1.1 Pampasan Pekerja	1,301	1,395	1,653	2,201	3,047	4,313	5,007
3.1.2 Pendapatan Pelaburan	6,246	5,623	6,476	10,933	13,405	16,313	26,100
(i) Pelaburan Langsung	-843	-246	673	1,965	4,278	4,239	11,898
(ii) Pelaburan Portfolio	295	227	158	339	391	392	705
(iii) Pelaburan Lain	6,794	5,642	5,645	8,629	8,736	11,682	13,497
3.2 Pendapatan (Debit)	36,456	32,641	33,190	35,671	40,854	44,569	48,401
3.2.1 Pampasan Pekerja	2,276	2,409	2,832	3,161	4,042	4,848	5,313
3.2.2 Pendapatan Pelaburan	34,180	30,232	30,358	32,510	36,812	39,721	43,088
(i) Pelaburan Langsung	27,256	22,546	23,258	25,593	29,476	31,674	32,470
(ii) Pelaburan Portfolio	994	480	508	744	1,443	2,026	3,660
(iii) Pelaburan Lain	5,930	7,206	6,592	6,173	5,893	6,022	6,958
4. Pindahan Semasa (Bersih)	-7,313	-8,178	-10,566	-9,300	-14,871	-16,971	-16,739
4.1 Pindahan Semasa - Kredit	2,872	2,040	2,513	1,929	1,603	1,137	1,149
4.2 Pindahan Semasa - Debit	10,185	10,218	13,079	11,229	16,474	18,107	17,889
Imbangan Akaun Semasa	32,252	27,687	30,494	50,625	57,302	78,367	96,029

TABLE 5 : COMPONENTS OF THE CURRENT ACCOUNT, 2000 - 2006
(RM MILLION)

Q1/00	Q2/00	Q3/00	Q4/00	Q1/01	Q2/01	Components/Year & Quarter
20,476	17,484	19,859	21,325	17,712	17,083	1. Goods (Net)
84,910	91,610	101,688	95,825	86,132	82,882	1.1 Goods - Credit
64,434	74,126	81,829	74,500	68,420	65,799	1.2 Goods - Debit
-1,849	-1,965	-3,795	-3,061	-1,645	-1,508	2. Services (Net)
12,693	13,297	13,205	13,776	15,329	14,469	2.1 Services (Credit)
2,608	2,537	2,592	2,909	2,801	2,677	(i) Transportation
4,238	5,111	4,478	5,216	7,176	7,489	(ii) Travel
5,728	5,529	6,011	5,526	5,231	4,183	(iii) Other Services
119	120	124	125	121	120	(iv) Government Transactions n.i.e
14,542	15,262	17,000	16,837	16,974	15,977	2.2 Services (Debit)
4,948	5,546	6,150	5,738	5,616	5,601	(i) Transportation
1,907	1,769	2,080	2,129	2,647	2,372	(ii) Travel
7,545	7,813	8,635	8,831	8,600	7,894	(iii) Other Services
142	134	135	139	111	110	(iv) Government Transactions n.i.e
18,627	15,519	16,064	18,264	16,067	15,575	Balance on Goods & Services
-5,460	-7,347	-7,941	-8,161	-6,888	-6,782	3. Income (Net)
1,935	1,998	2,095	1,519	1,701	1,644	3.1 Income (Credit)
360	309	314	318	350	390	3.1.1 Compensation of Employees
1,575	1,689	1,781	1,201	1,351	1,254	3.1.2 Investment Income
-9	-91	-206	-537	-197	-314	(i) Direct Investment
40	94	118	43	49	119	(ii) Portfolio Investment
1,544	1,686	1,869	1,695	1,499	1,449	(iii) Other Investment
7,395	9,345	10,036	9,680	8,589	8,426	3.2 Income (Debit)
529	561	542	644	544	685	3.2.1 Compensation of Employees
6,866	8,784	9,494	9,036	8,045	7,741	3.2.2 Investment Income
5,464	6,777	7,985	7,030	6,011	5,722	(i) Direct Investment
100	393	110	391	112	194	(ii) Portfolio Investment
1,302	1,614	1,399	1,615	1,922	1,825	(iii) Other Investment
-1,736	-1,577	-1,816	-2,184	-2,104	-2,123	4. Current Transfers (Net)
767	696	694	715	596	433	4.1 Current Transfers - Credit
2,503	2,273	2,510	2,899	2,700	2,556	4.2 Current Transfers - Debit
11,431	6,595	6,307	7,919	7,075	6,670	Balance on Current Account

JADUAL 5 (SAMB.): KOMPONEN AKAUN SEMASA, 2000 - 2006
(RM JUTA)

Komponen/Tahun & Suku Tahun	Q3/01	Q4/01	Q1/02	Q2/02	Q3/02	Q4/02
1. Barangan (Bersih)	19,030	16,029	16,726	14,901	18,101	22,389
1.1 Barangan - Kredit	82,119	83,193	82,467	87,208	93,716	95,113
1.2 Barangan - Debit	63,089	67,164	65,741	72,307	75,615	72,724
2. Perkhidmatan (Bersih)	-2,522	-2,691	-1,747	-535	-1,559	-2,155
2.1 Perkhidmatan (Kredit)	13,454	11,677	13,539	14,726	14,354	13,917
(i) Pengangkutan	2,425	2,540	2,645	2,735	2,806	2,661
(ii) Perjalanan	6,552	4,864	6,247	7,303	6,761	6,738
(iii) Perkhidmatan Lain	4,361	4,157	4,525	4,567	4,671	4,403
(iv) Urus Niaga Kerajaan Yang Tidak Dicatat Di tempat Lain	116	116	122	121	116	115
2.2 Perkhidmatan (Debit)	15,976	14,368	15,286	15,261	15,913	16,072
(i) Pengangkutan	5,223	5,355	5,135	5,665	5,869	5,750
(ii) Perjalanan	2,246	2,668	2,717	2,325	2,292	2,613
(iii) Perkhidmatan Lain	8,400	6,225	7,276	7,112	7,588	7,432
(iv) Urus Niaga Kerajaan Yang Tidak Dicatat Di tempat Lain	107	120	158	159	164	277
Imbangan Barangan dan Perkhidmatan	16,508	13,338	14,979	14,366	16,542	20,234
3. Pendapatan (Bersih)	-6,202	-5,751	-5,669	-6,504	-6,243	-6,645
3.1 Pendapatan (Kredit)	1,799	1,874	1,650	1,804	2,494	2,181
3.1.1 Pampasan Pekerja	356	299	358	411	446	438
3.1.2 Pendapatan Pelaburan	1,443	1,575	1,292	1,393	2,048	1,743
(i) Pelaburan Langsung	121	144	-104	-23	598	202
(ii) Pelaburan Portfolio	33	26	27	33	44	54
(iii) Pelaburan Lain	1,289	1,405	1,369	1,383	1,406	1,487
3.2 Pendapatan (Debit)	8,001	7,625	7,319	8,308	8,737	8,826
3.2.1 Pampasan Pekerja	575	605	644	734	688	766
3.2.2 Pendapatan Pelaburan	7,426	7,020	6,675	7,574	8,049	8,060
(i) Pelaburan Langsung	5,783	5,030	5,129	5,869	6,183	6,077
(ii) Pelaburan Portfolio	63	111	78	175	59	196
(iii) Pelaburan Lain	1,580	1,879	1,468	1,530	1,807	1,787
4. Pindahan Semasa (Bersih)	-1,951	-2,000	-2,392	-2,496	-3,291	-2,387
4.1 Pindahan Semasa - Kredit	505	506	607	627	638	641
4.2 Pindahan Semasa - Debit	2,456	2,506	2,999	3,123	3,929	3,028
Imbangan Akaun Semasa	8,355	5,587	6,918	5,366	7,008	11,202

TABLE 5 (CONT'D): COMPONENTS OF THE CURRENT ACCOUNT, 2000 - 2006
(RM MILLION)

Q1/03	Q2/03	Q3/03	Q4/03	Q1/04	Q2/04	Components/Year & Quarter
24,283	24,668	24,605	24,205	24,838	24,673	1. Goods (Net)
91,769	96,530	100,518	109,153	108,147	118,557	1.1 Goods - Credit
67,485	71,862	75,913	84,948	83,309	93,884	1.2 Goods - Debit
-2,738	-5,168	-3,916	-3,478	-965	-1,721	2. Services (Net)
12,183	9,968	12,494	15,231	16,521	16,228	2.1 Services (Credit)
2,582	2,556	2,613	2,865	2,834	3,027	(i) Transportation
6,097	3,697	5,317	7,300	7,865	7,735	(ii) Travel
3,385	3,604	4,448	4,948	5,711	5,354	(iii) Other Services
119	111	117	119	111	112	(iv) Government Transactions n.i.e
14,921	15,135	16,410	18,709	17,486	17,949	2.2 Services (Debit)
5,630	5,619	6,066	6,785	6,538	7,557	(i) Transportation
3,121	2,192	2,729	2,846	3,305	2,670	(ii) Travel
6,001	7,180	7,440	8,775	7,297	7,370	(iii) Other Services
169	145	175	304	346	351	(iv) Government Transactions n.i.e
21,545	19,500	20,689	20,727	23,873	22,952	Balance on Goods & Services
-5,360	-5,257	-5,474	-6,446	-6,263	-6,619	3. Income (Net)
3,025	3,440	3,424	3,245	3,506	3,197	3.1 Income (Credit)
545	556	574	526	722	671	3.1.1 Compensation of Employees
2,480	2,884	2,850	2,719	2,784	2,526	3.1.2 Investment Income
332	372	610	651	697	578	(i) Direct Investment
105	89	69	76	60	170	(ii) Portfolio Investment
2,043	2,423	2,171	1,992	2,027	1,778	(iii) Other Investment
8,385	8,697	8,898	9,691	9,769	9,816	3.2 Income (Debit)
823	721	763	854	925	985	3.2.1 Compensation of Employees
7,562	7,976	8,135	8,837	8,844	8,831	3.2.2 Investment Income
5,916	6,320	6,533	6,824	7,352	6,809	(i) Direct Investment
117	267	109	251	222	355	(ii) Portfolio Investment
1,529	1,389	1,493	1,762	1,270	1,667	(iii) Other Investment
-1,998	-2,291	-2,345	-2,666	-2,665	-3,515	4. Current Transfers (Net)
633	479	414	403	466	391	4.1 Current Transfers - Credit
2,631	2,770	2,759	3,069	3,131	3,905	4.2 Current Transfers - Debit
14,187	11,952	12,870	11,615	14,946	12,818	Balance on Current Account

JADUAL 5 (SAMB.): KOMPONEN AKAUN SEMASA, 2000 - 2006
(RM JUTA)

Komponen/Tahun & Suku Tahun	Q3/04	Q4/04	Q1/05	Q2/05	Q3/05	Q4/05
1. Barangan (Bersih)	28,774	26,489	33,447	30,590	30,376	34,479
1.1 Barangan - Kredit	128,571	126,629	125,386	132,121	138,651	143,263
1.2 Barangan - Debit	99,797	100,140	91,938	101,531	108,276	108,783
2. Perkhidmatan (Bersih)	-3,949	-1,563	-2,465	-2,014	-1,645	-3,488
2.1 Perkhidmatan (Kredit)	14,508	17,766	17,053	18,826	19,413	18,983
(i) Pengangkutan	2,977	3,309	3,274	4,403	4,761	3,369
(ii) Perjalanan	7,661	7,910	8,480	8,164	8,263	8,596
(iii) Perkhidmatan Lain	3,769	6,445	5,193	6,155	6,284	6,904
(iv) Urus Niaga Kerajaan Yang Tidak Dicatat Di tempat Lain	101	103	105	104	104	114
2.2 Perkhidmatan (Debit)	18,457	19,329	19,517	20,840	21,057	22,471
(i) Pengangkutan	7,850	7,747	7,297	7,751	8,352	8,286
(ii) Perjalanan	2,982	3,118	3,493	3,439	3,656	4,231
(iii) Perkhidmatan Lain	7,413	8,228	8,533	9,480	8,864	9,726
(iv) Urus Niaga Kerajaan Yang Tidak Dicatat Di tempat Lain	213	237	193	170	186	228
Imbangan Barangan dan Perkhidmatan	24,825	24,926	30,983	28,576	28,731	30,991
3. Pendapatan (Bersih)	-5,678	-5,842	-3,374	-5,185	-5,916	-9,467
3.1 Pendapatan (Kredit)	4,595	5,154	6,090	4,332	5,300	4,905
3.1.1 Pampasan Pekerja	726	928	994	1,064	1,195	1,060
3.1.2 Pendapatan Pelaburan	3,869	4,226	5,095	3,268	4,105	3,845
(i) Pelaburan Langsung	1,339	1,664	2,437	59	835	908
(ii) Pelaburan Portfolio	68	93	63	130	157	43
(iii) Pelaburan Lain	2,462	2,469	2,596	3,079	3,113	2,894
3.2 Pendapatan (Debit)	10,273	10,996	9,464	9,517	11,217	14,372
3.2.1 Pampasan Pekerja	997	1,135	1,111	1,210	1,231	1,296
3.2.2 Pendapatan Pelaburan	9,276	9,861	8,352	8,307	9,986	13,076
(i) Pelaburan Langsung	7,566	7,749	6,730	6,353	8,070	10,521
(ii) Pelaburan Portfolio	273	593	211	554	406	855
(iii) Pelaburan Lain	1,437	1,519	1,411	1,400	1,510	1,700
4. Pindahan Semasa (Bersih)	-3,380	-5,312	-4,699	-4,788	-3,743	-3,742
4.1 Pindahan Semasa - Kredit	368	378	324	350	245	218
4.2 Pindahan Semasa - Debit	3,748	5,690	5,023	5,138	3,988	3,959
Imbangan Akaun Semasa	15,767	13,772	22,910	18,603	19,072	17,783

TABLE 5 (CONT'D): COMPONENTS OF THE CURRENT ACCOUNT, 2000 - 2006
(RM MILLION)

Q1/06	Q2/06	Q3/06	Q4/06	Components/Year & Quarter
32,469	30,674	37,449	36,701	1. Goods (Net)
137,190	143,507	157,267	152,053	1.1 Goods - Credit
104,722	112,833	119,818	115,352	1.2 Goods - Debit
-2,359	-3,315	-413	-1,143	2. Services (Net)
18,219	17,908	21,624	21,736	2.1 Services (Credit)
2,831	2,946	5,188	4,251	(i) Transportation
9,510	9,106	9,503	10,121	(ii) Travel
5,770	5,745	6,843	7,270	(iii) Other Services
108	111	90	94	(iv) Government Transactions n.i.e
20,578	21,223	22,037	22,880	2.2 Services (Debit)
7,942	8,736	9,203	9,067	(i) Transportation
3,747	3,469	3,884	4,507	(ii) Travel
8,671	8,841	8,741	9,069	(iii) Other Services
218	177	209	238	(iv) Government Transactions n.i.e
30,110	27,359	37,036	35,557	Balance on Goods & Services
-4,572	-4,386	-4,656	-3,679	3. Income (Net)
5,352	8,138	9,167	8,450	3.1 Income (Credit)
1,236	1,271	1,232	1,268	3.1.1 Compensation of Employees
4,116	6,868	7,934	7,182	3.1.2 Investment Income
1,151	3,264	3,997	3,486	(i) Direct Investment
75	262	265	103	(ii) Portfolio Investment
2,890	3,341	3,672	3,593	(iii) Other Investment
9,925	12,524	13,823	12,129	3.2 Income (Debit)
1,266	1,295	1,355	1,398	3.2.1 Compensation of Employees
8,659	11,230	12,468	10,731	3.2.2 Investment Income
6,708	8,034	9,684	8,043	(i) Direct Investment
362	1,204	1,077	1,017	(ii) Portfolio Investment
1,589	1,992	1,707	1,671	(iii) Other Investment
-4,709	-3,831	-4,273	-3,926	4. Current Transfers (Net)
259	285	263	343	4.1 Current Transfers - Credit
4,968	4,116	4,536	4,269	4.2 Current Transfers - Debit
20,828	19,142	28,106	27,952	Balance on Current Account

JADUAL 6: KOMPONEN AKAUN MODAL & KEWANGAN DAN ASET RIZAB, 2000 - 2006
(RM JUTA)

Komponen/Tahun & Suku Tahun	2000	2001	2002	2003	2004	2005	2006
1. Akaun Modal	-	-	-	-	-	-	-264
1.1 Pindahan Modal	-	-	-	-	-	-	-217
1.1.1 Kredit	-	-	-	-	-	-	27
1.1.2 Debit	-	-	-	-	-	-	244
1.2 Aset Bukan Kewangan	-	-	-	-	-	-	-46
Bukan Pengeluaran							
1.2.1 Kredit	-	-	-	-	-	-	7
1.2.2 Debit	-	-	-	-	-	-	53
2. Akaun Kewangan	-23,848	-14,791	-11,941	-12,146	19,347	-36,991	-43,182
2.1 Pelaburan Langsung	6,694	1,091	4,935	4,194	9,739	3,749	144
2.1.1 Di Luar Negeri	-7,699	-1,014	-7,238	-5,204	-7,833	-11,647	-22,086
2.1.2 Di Malaysia	14,393	2,105	12,173	9,398	17,572	15,396	22,230
2.2 Pelaburan Portfolio	-9,395	-2,466	-6,506	4,168	32,994	-14,116	12,786
2.3 Pelaburan Lain	-21,147	-13,416	-10,370	-20,508	-23,386	-26,624	-56,112
2.3.1 Sektor Awam	3,936	7,114	4,720	-11,201	2,400	-3,149	-8,018
Kredit	11,692	17,741	13,950	8,330	10,781	7,019	3,918
Debit	7,756	10,627	9,230	19,531	8,381	10,168	11,936
2.3.2 Sektor Swasta	-25,083	-20,530	-15,090	-9,307	-25,786	-23,474	-48,094
Imbangan Akaun Modal dan Kewangan	-23,848	-14,791	-11,941	-12,146	19,347	-36,991	-43,446
3. Kesilapan & Ketinggalan	-16,580	-8,378	-3,958	1,302	7,079	-27,825	-27,424
4. Aset Rizab	8,176	-4,518	-14,595	-39,781	-83,728	-13,550	-25,158
4.1 Sumber IMF	0	0	0	0	0	0	0
4.2 Perubahan Bersih dalam Rizab Luar Negeri Bank Negara Malaysia [Bertambah (-) / [Berkurangan (+)]	8,176	-4,518	-14,595	-39,781	-83,728	-13,550	-25,158
4.2.1 Hak Pengeluaran Khas	-89	-69	-96	-101	-80	17	-9
4.2.2 Kedudukan Rizab IMF	-143	117	-122	-336	584	1,882	393
4.2.3 Emas dan Pertukaran Wang Asing	8,407	-4,567	-14,377	-39,344	-84,231	-15,449	-25,543

TABLE 6 : COMPONENTS OF THE CAPITAL & FINANCIAL ACCOUNT AND RESERVE ASSETS, 2000 - 2006
(RM MILLION)

Q1/00	Q2/00	Q3/00	04/00	Q1/01	Q2/01	Components/Year & Quarter
-	-	-	-	-	-	1. Capital Account
-	-	-	-	-	-	1.1 Capital Transfers
-	-	-	-	-	-	1.1.1 Credit
-	-	-	-	-	-	1.1.2 Debit
-	-	-	-	-	-	1.2 Non-produced Non-financial Assets
-	-	-	-	-	-	1.2.1 Credit
-	-	-	-	-	-	1.2.2 Debit
3,091	-4,605	-8,254	-14,080	-12,938	-9,298	2. Financial Account
1,778	883	1,586	2,447	984	1,142	2.1 Direct Investment
-1,969	-3,227	-1,940	-563	-1,146	-751	2.1.1 Abroad
3,747	4,110	3,526	3,010	2,130	1,893	2.1.2 In Malaysia
5,133	-6,353	-4,693	-3,482	-2,403	-919	2.2 Portfolio Investment
-3,820	865	-5,147	-13,045	-11,519	-9,521	2.3 Other Investment
-126	-388	1,630	2,820	229	1,536	2.3.1 Official Sector Credit
614	499	4,563	6,016	1,642	5,250	Debit
740	887	2,933	3,196	1,413	3,714	2.3.2 Private Sector
-3,694	1,253	-6,777	-15,865	-11,748	-11,057	
3,091	-4,605	-8,254	-14,080	-12,938	-9,298	Balance on Capital and Financial Account
-2,901	-7,478	-3,658	-2,543	-4,254	-1,392	3. Errors & Omissions
-11,621	5,488	5,605	8,704	10,117	4,020	4. Reserve Assets
0	0	0	0	0	0	4.1 IMF Resources
-11,621	5,488	5,605	8,704	10,117	4,020	4.2 Net Change in Bank Negara Malaysia's External Reserves [Increase (-) / Decrease (+)]
-4	-22	-15	-48	4	-18	4.2.1 Special Drawing Rights
56	-285	102	-16	107	39	4.2.2 IMF Reserve Position
-11,673	5,795	5,518	8,767	10,005	4,000	4.2.3 Gold and Foreign Exchange

JADUAL 6 (SAMB.): KOMPONEN AKAUN MODAL & KEWANGAN DAN ASET RIZAB, 2000 - 2006
(RM JUTA)

Komponen/Tahun & Suku Tahun	Q3/01	Q4/01	Q1/02	Q2/02	Q3/02	Q4/02
1. Akaun Modal	-	-	-	-	-	-
1.1 Pindahan Modal	-	-	-	-	-	-
1.1.1 Kredit	-	-	-	-	-	-
1.1.2 Debit	-	-	-	-	-	-
1.2 Aset Bukan Kewangan	-	-	-	-	-	-
Bukan Pengeluaran						
1.2.1 Kredit	-	-	-	-	-	-
1.2.2 Debit	-	-	-	-	-	-
2. Akaun Kewangan	4,776	2,669	3,233	-5,993	-4,090	-5,091
2.1 Pelaburan Langsung	2,363	-3,398	2,334	157	2,142	302
2.1.1 Di Luar Negeri	1,220	-337	-1,143	-2,134	-1,346	-2,615
2.1.2 Di Malaysia	1,143	-3,061	3,477	2,291	3,488	2,917
2.2 Pelaburan Portfolio	2,406	-1,550	2,856	-4,983	-1,491	-2,888
2.3 Pelaburan Lain	7	7,617	-1,957	-1,167	-4,741	-2,505
2.3.1 Sektor Awam	3,861	1,488	2,902	-839	1,386	1,271
Kredit	5,168	5,681	3,895	1,882	4,917	3,256
Debit	1,307	4,193	993	2,721	3,531	1,985
2.3.2 Sektor Swasta	-3,854	6,129	-4,859	-328	-6,127	-3,776
Imbangan Akaun Modal dan Kewangan	4,776	2,669	3,233	-5,993	-4,090	-5,091
3. Kesilapan & Ketinggalan	1,080	-3,812	-2,839	4,030	-1,536	-3,613
4. Aset Rizab	-14,211	-4,444	-7,312	-3,403	-1,382	-2,498
4.1 Sumber IMF	0	0	0	0	0	0
4.2 Perubahan Bersih dalam Rizab Luar Negeri Bank Negara Malaysia [Bertambah (-) / [Berkurangan (+)]	-14,211	-4,444	-7,312	-3,403	-1,382	-2,498
4.2.1 Hak Pengeluaran Khas	-37	-18	3	-46	-14	-39
4.2.2 Kedudukan Rizab IMF	-108	79	25	-212	58	7
4.2.3 Emas dan Pertukaran Wang Asing	-14,066	-4,505	-7,340	-3,145	-1,426	-2,466

TABLE 6 (CONT'D) : COMPONENTS OF THE CAPITAL & FINANCIAL ACCOUNT AND RESERVE ASSETS, 2000 - 2006
(RM MILLION)

Q1/03	Q2/03	Q3/03	Q4/03	Q1/04	Q2/04	Components/Year & Quarter
-	-	-	-	-	-	1. Capital Account
-	-	-	-	-	-	1.1 Capital Transfers
-	-	-	-	-	-	1.1.1 Credit
-	-	-	-	-	-	1.1.2 Debit
-	-	-	-	-	-	1.2 Non-produced Non-financial Assets
-	-	-	-	-	-	1.2.1 Credit
-	-	-	-	-	-	1.2.2 Debit
-8,225	-1,840	264	-2,345	9,619	244	2. Financial Account
-2,130	1,050	2,104	3,170	1,522	3,847	2.1 Direct Investment
-1,646	-2,063	-586	-909	-1,999	-1,592	2.1.1 Abroad
-484	3,113	2,690	4,079	3,521	5,439	2.1.2 In Malaysia
-703	-638	617	4,892	15,592	78	2.2 Portfolio Investment
-5,392	-2,252	-2,457	-10,407	-7,495	-3,681	2.3 Other Investment
-2,072	-1,118	-2,058	-5,953	-1,383	4,608	2.3.1 Official Sector Credit
1,977	832	3,284	2,237	317	6,484	Debit
4,049	1,950	5,342	8,190	1,700	1,876	2.3.2 Private Sector
-3,320	-1,134	-399	-4,454	-6,112	-8,289	
-8,225	-1,840	264	-2,345	9,619	244	Balance on Capital and Financial Account
-4,679	-1,660	957	6,685	117	-3,308	3. Errors & Omissions
-1,283	-8,452	-14,091	-15,955	-24,682	-9,754	4. Reserve Assets
0	0	0	0	0	0	4.1 IMF Resources
-1,283	-8,452	-14,091	-15,955	-24,682	-9,754	4.2 Net Change in Bank Negara Malaysia's External Reserves [Increase (-) / Decrease (+)]
-9	-23	-32	-37	-8	-4	4.2.1 Special Drawing Rights
-178	-220	-7	69	240	231	4.2.2 IMF Reserve Position
-1,096	-8,209	-14,052	-15,987	-24,913	-9,982	4.2.3 Gold and Foreign Exchange

JADUAL 6 (SAMB.): KOMPONEN AKAUN MODAL & KEWANGAN DAN ASET RIZAB, 2000 - 2006
(RM JUTA)

Komponen/Tahun & Suku Tahun	Q3/04	Q4/04	Q1/05	Q2/05	Q3/05	Q4/05
1. Akaun Modal	-	-	-	-	-	-
1.1 Pindahan Modal	-	-	-	-	-	-
1.1.1 Kredit	-	-	-	-	-	-
1.1.2 Debit	-	-	-	-	-	-
1.2 Aset Bukan Kewangan	-	-	-	-	-	-
Bukan Pengeluaran						
1.2.1 Kredit	-	-	-	-	-	-
1.2.2 Debit	-	-	-	-	-	-
2. Akaun Kewangan	-3,167	12,651	3,091	436	5,896	-46,414
2.1 Pelaburan Langsung	1,511	2,859	-353	2,817	-1,228	2,512
2.1.1 Di Luar Negeri	-2,826	-1,416	-3,077	-2,249	-3,878	-2,444
2.1.2 Di Malaysia	4,337	4,275	2,724	5,066	2,650	4,956
2.2 Pelaburan Portfolio	6,043	11,281	3,642	1,928	-3,452	-16,234
2.3 Pelaburan Lain	-10,721	-1,489	-197	-4,309	10,576	-32,693
2.3.1 Sektor Awam	-919	94	-1,571	936	-1,498	-1,017
Kredit	1,775	2,205	666	2,340	3,155	858
Debit	2,694	2,111	2,237	1,404	4,653	1,875
2.3.2 Sektor Swasta	-9,802	-1,583	1,373	-5,245	12,074	-31,676
Imbangan Akaun Modal dan Kewangan	-3,167	12,651	3,091	436	5,896	-46,414
3. Kesilapan & Ketinggalan	-984	11,252	-4,244	-8,413	-7,619	-7,549
4. Aset Rizab	-11,616	-37,675	-21,757	-10,626	-17,349	36,181
4.1 Sumber IMF	0	0	0	0	0	0
4.2 Perubahan Bersih dalam Rizab Luar Negeri Bank Negara Malaysia [Bertambah (-) / [Berkurangan (+)]	-11,616	-37,675	-21,757	-10,626	-17,349	36,181
4.2.1 Hak Pengeluaran Khas	-14	-54	7	14	-2	-2
4.2.2 Kedudukan Rizab IMF	85	27	201	373	506	802
4.2.3 Emas dan Pertukaran Wang Asing	-11,688	-37,648	-21,965	-11,013	-17,853	35,381

**TABLE 6 (CONT'D) : COMPONENTS OF THE CAPITAL & FINANCIAL ACCOUNT AND RESERVE ASSETS, 2000 - 2006
(RM MILLION)**

Q1/06	Q2/06	Q3/06	Q4/06	Components/Year & Quarter
-10	-10	-83	-161	1. Capital Account
-11	-8	-71	-128	1.1 Capital Transfers
7	10	3	7	1.1.1 Credit
18	19	73	135	1.1.2 Debit
1	-1	-13	-33	1.2 Non-produced Non-financial Assets
7	0	0	0	1.2.1 Credit
6	1	13	33	1.2.2 Debit
-4,671	-376	-18,044	-20,091	2. Financial Account
-1,165	-175	-1,231	2,715	2.1 Direct Investment
-4,907	-5,706	-6,385	-5,089	2.1.1 Abroad
3,742	5,531	5,153	7,804	2.1.2 In Malaysia
8,333	-1,092	131	5,414	2.2 Portfolio Investment
-11,840	891	-16,943	-28,221	2.3 Other Investment
-1,082	-328	-2,536	-4,073	2.3.1 Official Sector
932	1,062	527	1,397	Credit
2,013	1,390	3,063	5,470	Debit
-10,758	1,219	-14,407	-24,148	2.3.2 Private Sector
-4,681	-386	-18,127	-20,252	Balance on Capital and Financial Account
-10,851	-41	-6,160	-10,372	3. Errors & Omissions
-5,296	-18,715	-3,820	2,672	4. Reserve Assets
0	0	0	0	4.1 IMF Resources
-5,296	-18,715	-3,820	2,672	4.2 Net Change in Bank Negara Malaysia's External Reserves [Increase (-) / Decrease (+)]
7	-21	-10	15	4.2.1 Special Drawing Rights
146	-22	-5	274	4.2.2 IMF Reserve Position
-5,449	-18,672	-3,805	2,383	4.2.3 Gold and Foreign Exchange